

Weekly Market Summary

Published by:
Missouri Department of Agriculture
Ag Business Development Division
Market News Program



Chris Chinn, Director
Jill Wood, Division Director
Tony Hancock, Editor
<http://www.ams.usda.gov/marketnews.htm>
<http://www.ams.usda.gov/marketnews.htm>

Michael Kehoe, Governor

Volume XLV, Number 7 ♦ P.O. Box 630, Jefferson City, MO 65102 ♦ (573) 751-4211 ♦ Mon, Feb 17, 2025

MISSOURI WEEKLY FEEDER CATTLE WEIGHTED AVERAGE REPORT

Feeder Cattle Receipts: 20,078 Week ago: 38,098 Year ago: 39,478
Steers and Heifers Medium and Large 1—Weighted average weights and prices

STEERS: Medium and Large 1

315 lbs. 412.59	522 lbs. 361.16	718 lbs. 284.21	911 lbs. 250.39
374 lbs. 415.69	571 lbs. 339.89	771 lbs. 273.67	964 lbs. 232.50
421 lbs. 408.03	622 lbs. 321.15	819 lbs. 264.98	1031 lbs. 230.78
470 lbs. 385.06	671 lbs. 300.01	871 lbs. 255.26	1080 lbs. 224.71

HEIFERS: Medium and Large 1

316 lbs. 380.55	523 lbs. 319.07	724 lbs. 262.40	900 lbs. 230.00
367 lbs. 369.04	569 lbs. 292.20	770 lbs. 244.72	
422 lbs. 353.94	618 lbs. 281.69	807 lbs. 241.51	
477 lbs. 330.32	679 lbs. 273.98	869 lbs. 225.82	

MISSOURI STEER (HEIFER) STOCKER FORMULA 2/17/2025

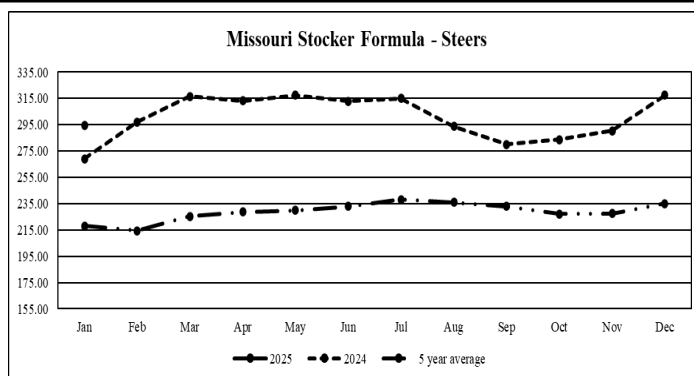
Monday's Missouri Stocker formula consists of 3333 (3705) head with a weighted average weight of 552.79 (545.46) lbs. and a price value of 338.26 (296.42), 0.36 higher (2.87 lower) than a week ago.

This a rolling seven day calculated weighted value which combines all Feeder Steers reported by MDA/USDA Market News Service weighing from 400-649 lbs. in the Medium and Large 1 and Medium and Large 1-2 frame and muscle classifications, including all comment cattle except Brahman X. Heifer values are in parentheses.

MISSOURI WEEKLY CATTLE AUCTION SUMMARY

Total Receipts: 23,671 Week Ago: 43,214 Year Ago: 44,848

Compared to last week, feeder steers and heifers sold unevenly steady to 5.00 lower. The supply of feeders was light. Winter weather became an issue and complicated transportation of live-stock this week, resulting in several sales cancelling or having very light offerings. There has been some interest in grass calves for grazing already but buyers are being selective and want health programs, some quality and condition that does not include a lot of flesh before they are willing to get aggressive with bidding. As a whole the cattle complex has been under a lot of pressure the last couple weeks, which isn't all that out of the ordinary for the month of Feb. although the specific current reasons this year may be different than past years. Despite the unique circumstances occurring, the fundamental facts of low supplies and great beef demand remain and are still providing optimistic hope for producers and even with some losses over the last two weeks, prices remain near record highs at this time. A few stick out sales this week included 28 head of 411 lb. steers at Joplin Regional Stockyards which sold for 436.00. Kingsville Livestock Auction sold 102 head of 550 lb. steers for 380.50 and 86 head of 667 lb. steers for 309.00. Lolli Brothers Livestock sold 41 head of 715 lb. steers for 297.25. Tina Livestock Auction sold 59 head of 750 lb. steers at 287.25. A load of 809 lb. steers at Kingsville Livestock Auction sold for 274.50. ON the heifer side 49 head of 537 lb. heifers at Tina Livestock Auction sold for 329.75. and Lolli Brothers Livestock sold a load of 713 lb. heifers for 270.25. Boxed beef cutouts were lower for the week. Choice closed on Friday at 314.70, down 7.17 and Select closed at 307.14, down 5.76 compared to last Friday. Negotiated feedlot sales as of the Friday afternoon report totaled near 40K head as of the 2:00 report cutoff time. Live sales were mostly 3.00-5.00 lower and dressed sales 7.00-8.00 lower. Live sales were reported mostly at 203.00 and dressed sales at 320.00-321.00. The Missouri Stocker formula consists of 3333 head with a weighted average weight of 552.79 lbs. and a price value of 338.26, 0.36 higher than last week. The steer/heifer spread is 41.84 per cwt.

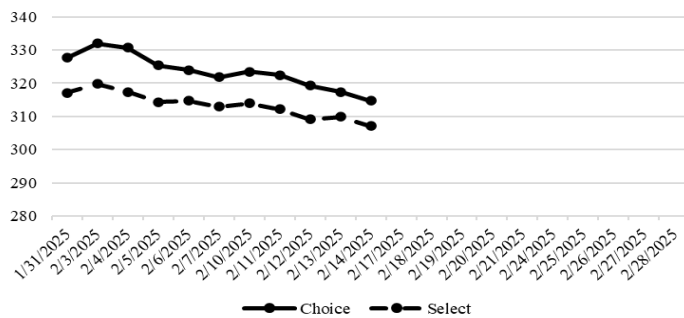


*Graph is updated the first Monday of each month. Axis value ranges may be updated to reflect data points.

NATIONAL BOXED BEEF CUTOUT VALUES

DATE	CHOICE	SELECT	TOTAL LOADS
2/10	323.50	313.92	83
2/11	322.46	312.21	164
2/12	319.26	309.14	176
2/13	317.40	309.84	116
2/14	314.70	307.14	87
5 Day Simple Average	319.46	310.45	

Boxed Beef Cuts February 2025



*Axis value ranges may be updated to reflect data points.

WEEKLY LIVESTOCK SLAUGHTER 02/15/25

	CATTLE	HOGS	SHEEP
Week to Date:	561,000	2,540,000	38,000
Last Week:	584,000	2,538,000	37,000
Last Year:	608,466	2,549,726	37,078

The Weekly Market Summary, as well as historical summaries, are available on our website <https://agmarketnews.mo.gov/summaries>
Market News Hotline: 1-573-522-9244
Check out the latest updates on our YouTube Channel: [MDA Market News](https://www.youtube.com/channel/UCM4M4M4M4M4M4M4M4M4M4M4)

SOUTHWEST MISSOURI WEEKLY SUMMARY

(Joplin and Springfield)

Receipts: 9,364 Week ago: 14,170 Year Ago: 16,448
Compared to last week, steers 8.00 lower to 9.00 higher. Heifers 8.00 lower to 6.00 higher. Slaughter cows early week steady to 2.00 lower, late week 4.00 to 7.00 higher. Slaughter bulls 2.00 to 7.00 higher.

FEEDER STEERS:

Medium and Large 1

300-400 lbs.	410.00-432.00
400-500 lbs.	380.00-445.00
500-600 lbs.	320.00-380.00
600-700 lbs.	287.00-318.00
700-800 lbs.	263.50-283.00
800-900 lbs.	252.50-270.00
900-950 lbs.	249.00-252.00

FEEDER HEIFERS:

Medium and Large 1

300-400 lbs.	360.00-395.00
400-500 lbs.	317.00-370.00
500-600 lbs.	277.00-322.00
600-700 lbs.	255.00-271.00
700-800 lbs.	243.50-260.00
800-900 lbs.	230.00-231.00

FEEDER HOLSTEIN STEERS

Large 3

Scarce

Scarce

SLAUGHTER COWS: Breaking and Boning (70-85% lean) 125.00-142.00; high dressing 136.00-159.00; low dressing 113.00-126.00. Lean (85-90%) 110.00-135.00.

SLAUGHTER BULLS: Yield Grade 1-2 1215-2265 lbs. 159.00-176.00; high dressing 175.00-199.50; low dressing 147.00-156.00.

BRED COWS: Medium and Large 1 2-8 yrs 1094-1765 lbs 2nd/3rd stage 2400.00-3400.00, 1st stage 2100.00-2400.00; >8 yrs 1242-1498 lbs 2nd/3rd stage 2300.00-2550.00. Medium and Large 1-2 2-8 yrs 899-1770 lbs 2nd/3rd stage 1800.00-2500.00, 1st stage 1550.00-2275.00; >8 yrs 1003-1610 lbs 2nd/3rd stage 1550.00-2400.00 per head

BRED HEIFERS: Medium and Large 1 <2 yrs 904-1135 lbs 2nd/3rd stage 2950.00-3450.00 per head

COW & CALF PAIRS: Medium and Large 1 2-8 yrs 1465-1567 lbs with 150 to >300 lb calves 3300.00-3600.00; 2-8 yrs 1283-1640 lbs rebred 1st to 3rd stage with 150 to >300 lb calves 3500.00-4000.00; >8 yrs 1572-1640 lbs rebred 1st/2nd stage with >300 lb calves 3100.00-3300.00 per pair

SOUTH CENTRAL MISSOURI WEEKLY SUMMARY

(West Plains, Phillipsburg)

Receipts: 973 Week ago: 4,930 Year Ago: 5,715
Compared to last week, too few feeders for an adequate market comparison. Slaughter cows 2.00 to 4.00 higher. Slaughter bulls steady.

FEEDER STEERS:

Medium and Large 1

350-400 lbs.	410.00
400-500 lbs.	375.00-405.00
500-600 lbs.	312.50-352.50
600-700 lbs.	292.00-310.00
Pkg 913 lbs.	240.00

FEEDER HEIFERS:

Medium and Large 1

300-400 lbs.	335.00-360.00
450-500 lbs.	315.00-342.50
10 hd 566 lbs.	300.00
600-700 lbs.	257.00-273.00

FEEDER HOLSTEIN STEERS:

Large 3

Scarce

Scarce

SLAUGHTER COWS: Breaking and Boning (70-85% lean) 124.00-137.00, high dressing 137.00-149.00; low dressing 116.00-119.00. Lean (85-90%) 112.00-128.00

SLAUGHTER BULLS: Yield Grade 1-2 1225-2100 lbs. 160.00-170.00; high dressing 175.00-186.00; low dressing 122.00-149.00.

BRED COWS: Medium and Large 1-2 2-8 yrs 1100-1485 lbs 1100-1485 lbs 2nd/3rd stage 2000.00-2550.00, 1st stage 1975.00-2325.00 per head

COW & CALF PAIRS: Scarce

WEST CENTRAL MISSOURI WEEKLY SUMMARY

(Kingsville, Windsor, Butler)

Receipts: 4,134 Week ago: 5,905 Year ago: 9,918
Compared to last week, steers steady to 5.00 lower, spots 10.00 to 15.00 lower. Heifer calves steady to 5.00 higher, yearlings steady to 5.00 lower. Slaughter cows mostly steady.

FEEDER STEERS:

Medium and Large 1

400-500 lbs.	369.00-398.00
500-600 lbs.	334.00-370.50
600-700 lbs.	285.00-347.50
700-750 lbs.	284.00-295.50
800-850 lbs.	268.50-274.50
900-1000 lbs.	232.50-241.50

FEEDER HEIFERS:

Medium and Large 1

400-500 lbs.	338.00-392.50
500-600 lbs.	284.00-335.00
600-700 lbs.	273.00-303.00
700-750 lbs.	256.00-267.00
16 hd 802 lbs.	238.50
13 hd 900 lbs.	230.00

SLAUGHTER BULLS: Yield Grade 1-2 1365-2245 lbs. 161.00-174.00; high dressing 176.00-185.00.

SLAUGHTER COWS: Breaking and Boning (70-85% lean) 122.00-144.00, high dressing 142.50-145.50. Lean (85-90%) 110.00-124.00..

BRED COWS: Scarce

COW & CALF PAIRS: Scarce

NORTHEAST MISSOURI WEEKLY SUMMARY

(Bowling Green, Kingdom City, Palmyra)

Receipts: 5,179 Week ago: 5,283 Year ago: 5,815
Compared to last week, steers mostly 10.00 to 15.00 lower, except 550-600 lbs steady. Heifers 400-600 lbs 10.00 to 20.00 lower, with 600-650 lbs mostly 6.00 to 8.00 lower, 650-750 lbs steady. Slaughter cows steady to 5.00 higher.

FEEDER STEERS:

Medium and Large 1

400-500 lbs.	343.00-400.00
500-600 lbs.	313.00-379.00
600-700 lbs.	290.00-329.00
700-800 lbs.	263.50-292.00
800-850 lbs.	260.00-264.00

FEEDER HEIFERS:

Medium and Large 1

300-400 lbs.	355.00-385.00
400-500 lbs.	315.00-367.00
500-600 lbs.	278.00-335.00
600-700 lbs.	266.00-293.00
700-800 lbs.	254.00-262.25
800-900 lbs.	220.00-250.25

SLAUGHTER BULLS: Yield Grade 1-2 1405-2325 lbs. 160.00-183.00; high dressing 173.00-191.00.

SLAUGHTER COWS: Breaking and Boning, (70-85% lean) 123.00-140.00; high dressing 134.00-149.00; low dressing 113.00-128.50. Lean (85-90%) 112.00-128.00.

SLAUGHTER STEERS: Choice and Prime 2-4 210.00-210.50. Choice 2-3 200.50-208.00.

SLAUGHTER HEIFERS: Choice 2-3 200.00-207.00

BRED COWS: Scarce

COW CALF PAIRS: Scarce

NORTH CENTRAL MISSOURI WEEKLY SUMMARY

(Macon, Unionville, Green City, New Cambria)

Receipts: 1,674 Week ago: 6,510 Year ago: 562
Compared to last week, steers and heifers steady to 5.00 lower, spots 12.00 lower, except some light weight heifers and some yearling heifers steady to firm. Slaughter cows steady on a light test.

*Some sale barns on a bi-weekly schedule and may not have a sale each week.

FEEDER STEERS:

Medium and Large 1

400-500 lbs.	370.00-371.00
500-600 lbs.	320.00-368.00
600-700 lbs.	285.00-318.00
700-800 lbs.	262.00-297.25
18 hd 819 lbs.	264.50

FEEDER HEIFERS:

Medium and Large 1

400-500 lbs.	317.00-340.00
500-600 lbs.	276.50-321.00
600-700 lbs.	270.00-282.25
700-750 lbs.	266.00-271.00

SLAUGHTER BULLS: Yield Grade 1-2 1555-2275 lbs. 155.00-169.00; high dressing 174.00-180.00.

SLAUGHTER COWS: Breaking and Boning (70-85% lean) 123.00-133.00. Lean (85-90%) 117.00-118.00

BRED COWS: Medium and Large 1 2-4 yrs 1189-1289 lbs 3rd stage 3150.00-3600.00; 5-8 yrs 107-1458 lbs 1st stage 2250.00-2300.00, 2nd stage 2450.00-2950.00, 3rd stage 2900.00-3600.00 per head

COW/CALF PAIRS: Medium and Large 1 5-8 yrs 1437-1695 lbs with 150-300 lb calves 2900.00-3600.00; 5-8 yrs 1535-1922 lbs rebred 1st stage with 150 to >300 lb calves 3350.00-3950.00 per pair

SOUTHEAST MISSOURI WEEKLY SUMMARY

(Jackson and Farmington)

Receipts: 166 Week ago: 1,942 Year ago: 1,412

Too few feeders for a trend comparison. Slaughter cows and bulls steady.

FEEDER STEERS: Medium and Large 1

Pkg 605 lbs. 305.00

FEEDER HEIFERS: Medium and Large 1

400-500 lbs. 280.00-310.00
500-550 lbs. 275.00-290.00
Few 600-650 lbs. 230.00-240.00
Few 700-750 lbs. 228.00-240.00

SLAUGHTER BULLS: Yield
Grade 1-2 1205-1775 lbs 148.50-
150.00, high dressing 156.00-
174.50

SLAUGHTER COWS: Breaking
and Boning (75-85% lean) 113.00-
124.00; high dressing 126.50-
141.00. Lean (85-90% lean) 90.00-
104.50

BRED COWS: Medium and Large
2 2-8 yrs 1070-1475 lbs 1st to 3rd
stage 1100.00-2275.00 per head

COW & CALF PAIRS: Scarce

EAST CENTRAL MISSOURI WEEKLY SUMMARY

(Cuba, Vienna) (w/e 2/8/25)

Receipts: 2,163 Week Ago: 3,392 Year ago: 3,629

Compared to last week, steers and heifers 2.00 to 10.00 lower, except heifers under 500 lbs mostly steady. Slaughter cows 1.00 to 4.00 higher.

FEEDER STEERS: Medium and Large 1

400-500 lbs. 332.50-365.00
500-600 lbs. 311.00-371.00
600-700 lbs. 285.00-347.00
700-800 lbs. 259.00-297.00
800-900 lbs. 257.00-259.50

FEEDER HEIFERS: Medium and Large 1

350-400 lbs. 337.50-377.00
400-500 lbs. 310.00-374.00
500-600 lbs. 271.00-322.00
600-700 lbs. 251.00-276.00
700-750 lbs. 240.00-266.00

SLAUGHTER BULLS: Yield
Grade 1-2 1340-2185 lbs 150.00
-165.00; high dressing 164.50-
169.50; low dressing 119.00-
147.50

SLAUGHTER COWS: Breaking
and Boning, (70-85% lean) 122.00-
133.50; high dressing 134.50-
137.00. Lean (85-90%) 107.50-
120.50.

BRED COWS: Medium and
Large 1-2 2-8 yrs 1030-1490 lbs
2nd/3rd stage 1750.00-2450.00;
>8yrs 1358-1462 lbs 3rd stage
1975.00-2125.00 per head

COW & CALF PAIRS: Scarce

NORTHWEST MISSOURI WEEKLY SUMMARY

(Tina)

Receipts: 2,181 Week Ago: 2,311 Year Ago: 2,060

Compared to last week, steers under 700 lbs mostly steady, 700-800 lbs 5.00 higher. Heifers uneven from 5.00 lower to 5.00 higher. Slaughter cows and bulls steady to firm.

FEEDER STEERS: Medium and Large 1

400-500 lbs. 365.00-398.00
500-600 lbs. 340.00-386.00
600-700 lbs. 295.00-325.00
700-800 lbs. 274.50-301.00
66 hd 904 lbs. 258.00

FEEDER HEIFERS: Medium and Large 1

350-400 lbs. 362.50-392.50
400-500 lbs. 318.00-380.00
500-600 lbs. 303.00-329.75
600-650 lbs. 281.75-290.25
78 hd 710 lbs. 268.50

SLAUGHTER BULLS:
Yield Grade 1-2 1325-1835 lbs
160.00-177.50

SLAUGHTER COWS: Breaking
and Boning, (70-85% lean) 117.00-
138.00; high dressing 137.00-
144.50. Lean (85-90%) 110.00-
133.00

BRED COWS: Scarce

COW/CALF PAIRS: Scarce

AFTERNOON NATIONAL SLAUGHTER CATTLE REVIEW

So far for Friday in the Texas Panhandle, negotiated cash trade has been mostly inactive on light demand. In Kansas, negotiated cash trade has been at a standstill. The last reported market in the Southern Plains was Tuesday with live FOB purchases at 203.00, on a light test. In Nebraska negotiated cash trade has been moderate on moderate demand. Compared to last week in Nebraska, live FOB purchases have traded 5.00 lower at 203.00 and dressed delivered purchases have traded 7.00-8.00 lower from 320.00-321.00. In the Western Cornbelt negotiated cash trade has been slow on moderate demand. Compared to Thursday in the Western Cornbelt, live FOB purchases have traded steady at 203.00. Last week dressed delivered purchases traded at 328.00.

Negotiated Cash Sales:

Confirmed:	18,335	Week Ago:	1,807	Year Ago:	4,622
Week to date:	39,961	Week Ago:	71,344	Year Ago:	79,230

<u>Live Basis</u>	<u>Steers</u>	<u>Heifers</u>
Over 80% Choice	203.00-203.00 avg 203.00	203.00-203.00 avg 203.00
65-80% Choice	-	201.00-201.00 avg 201.00
35-65% Choice	-	203.00-203.00 avg 203.00
0-35% Choice	-	-
Total All Grades	203.00-203.00 avg 203.00	201.00-203.00 avg 202.96
<u>Dressed Basis</u>		
Over 80% Choice	320.00-321.00 avg 320.58	320.00-321.00 avg 320.21
65-80% Choice	321.00-321.00 avg 321.00	321.00-321.00 avg 321.00
35-65% Choice	321.00-321.00 avg 321.00	-
0-35% Choice	-	-
Total All Grades	320.00-321.00 avg 320.69	320.00-321.00 avg 320.40

<u>All Beef Type Steers/Heifers</u>	<u>Head</u>	<u>Avg Wt</u>	<u>Price Range</u>	<u>Wtd Avg</u>
Live FOB	13,399	1452.6	200.00-204.00	202.99
Live Del	30	1400.0	204.00-204.00	204.00
Dressed Del	4,874	971.5	320.00-321.00	320.66
Dressed FOB	-	-	-	-

WEEKLY COMMODITY FUTURES TRENDS

Compared to last week, Live Cattle 0.48 to 3.02 lower except Oct 0.05 higher, Lean Hogs 0.18 to 2.22 higher, Feeder Cattle 1.17 to 1.60 higher.

Daily Futures Closes

	Mon.	Tues.	Wed.	Thu.	Fri.
Cattle					
Feb	201.87	199.67	199.15	199.55	197.75
Apr	198.12	196.00	195.72	196.52	194.25
Jun	193.20	191.37	191.37	192.42	190.45
Aug	190.37	188.97	189.22	190.42	188.77
Oct	191.17	190.02	190.35	191.55	190.20
Lean Hogs					
Feb	87.70	88.72	89.45	89.37	89.47
Apr	91.62	92.97	94.32	93.10	92.60
May	95.70	96.85	98.05	97.05	96.42
Jun	103.97	104.70	105.95	105.27	104.67
Jul	104.90	105.25	106.37	105.85	105.35
Fdr Cattle					
Mar	268.12	264.77	264.97	267.97	266.35
Apr	267.77	264.97	265.25	267.97	266.42
May	266.32	263.67	263.75	266.30	265.00
Aug	268.67	266.07	266.20	268.75	267.52
Sep	267.32	264.75	264.95	267.47	266.27
Milk					
Feb	20.22	20.22	20.22	20.32	20.33
Mar	19.69	19.85	19.78	19.79	19.70
Apr	19.47	19.43	19.37	19.36	19.22

WEEKLY COMMODITY GRAIN FUTURES TRENDS

Compared to last week, Soybeans 0.07 to 0.13 lower, Wheat 0.18 to 0.20 higher, Corn 0.07 to 0.09 higher, KC Wheat 0.17 to 0.20 higher, Soybean Meal 5.20 to 5.70 lower.

Daily Grain Futures Closes

	Mon.	Tues.	Wed.	Thu.	Fri.
Soybeans					
Mar	1049 1/2	1043 1/2	1027 3/4	1030	1036
May	1065 1/2	1060 1/4	1045 3/4	1047	1052 3/4
Jul	1080 1/2	1076	1062	1063	1068 1/4
Aug	1075 1/2	1072	1059	1060 1/2	1065 1/2
Sep	1057 1/4	1054 3/4	1042 1/4	1043 1/2	1050
Wheat					
Mar	579 1/2	577	574 1/4	577 3/4	600
May	592 1/2	590	588	592	613 1/2
Jul	604 1/2	601 3/4	598 3/4	603	625 1/4
Sep	617 3/4	615 1/4	612 1/4	617	638 1/2
Dec	636 1/4	633 1/2	631	635 3/4	655 1/4
Corn					
Mar	491 1/2	484	490 1/4	493 1/2	496 1/4
May	504 1/2	498	504	506	508 3/4
Jul	507 1/2	501 1/4	507 1/4	509	511 1/4
Sep	472 3/4	471	473 3/4	474 3/4	475 1/4
Dec	471 1/4	470 1/4	473 1/2	472 3/4	473
KC Wheat					
Mar	596 3/4	592 3/4	591 1/2	598 1/4	621 1/4
May	607	602 3/4	602	609 1/2	632 3/4
Jul	616 1/2	612 1/4	611 1/4	619 1/2	642 1/2
Sep	629 1/4	624 1/2	623 1/2	631 3/4	654 3/4
Dec	646 1/2	642	641	649 1/2	671 1/2
SB Meal					
Mar	300.50	296.60	294.10	292.70	295.90
May	308.50	304.70	302.30	300.80	304.00
Jul	315.60	312.10	309.40	307.70	310.70
Aug	317.60	314.40	311.70	309.70	312.60
Sep	318.30	315.20	312.80	310.70	313.60

MISSOURI GRAIN WEEKLY TRENDS

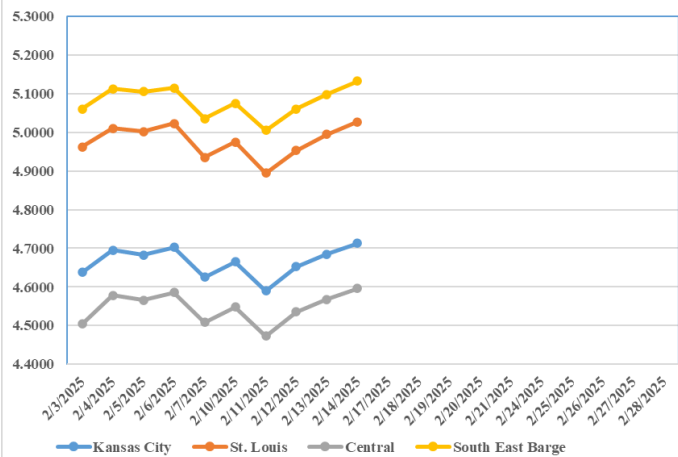
Compared to last week, Soybeans 0.12 to 0.13 lower, Wheat 0.03 to 0.18 higher, Corn 0.09 to 0.10 higher, Sorghum no trend due to lack of bids.

Area	#1 Soybeans	#2 Soft Wheat	#2 Corn	#2 Grain Sorghum
Kansas City				
Friday**	10.00-10.30	5.63	4.48-4.78	4.53
Monday	9.99-10.29	5.59	4.51-4.81	4.56
Tuesday	9.93-10.23	5.57	4.44-4.74	4.49
Wednesday	9.78-10.08	5.54	4.50-4.80	4.55
Thursday	9.80-10.10	5.58	4.54-4.84	4.59
Friday	9.86-10.16	5.80	4.56-4.86	4.61
St. Louis				
Friday**	10.46-10.48	5.93-6.05	4.93-4.95	—
Monday	10.45-10.47	5.89-6.01	4.96-4.98	—
Tuesday	10.39-10.41	5.87-5.99	4.89-4.90	—
Wednesday	10.24-10.26	5.84-5.96	4.95	—
Thursday	10.27-10.28	5.73-6.00	4.99-5.01	—
Friday	10.33-10.35	5.95-6.22	5.01-5.04	—
Central				
Friday**	10.00-10.10	5.53	4.48-4.53	—
Monday	9.99-10.09	5.49	4.51-4.56	—
Tuesday	9.93-10.03	5.47	4.44-4.49	—
Wednesday	9.78-9.88	5.44	4.50-4.55	—
Thursday	9.80-9.90	5.48	4.54-4.59	—
Friday	9.86-9.96	5.70	4.56-4.61	—
S.E. MO				
Friday**	10.50-10.60	—	4.93-5.11	—
Monday	10.49-10.59	—	4.96-5.14	—
Tuesday	10.41-10.53	—	4.91-5.07	—
Wednesday	10.21-10.38	—	4.93-5.13	—
Thursday	10.25-10.40	—	4.99-5.17	—
Friday	10.35-10.51	—	5.05-5.19	—

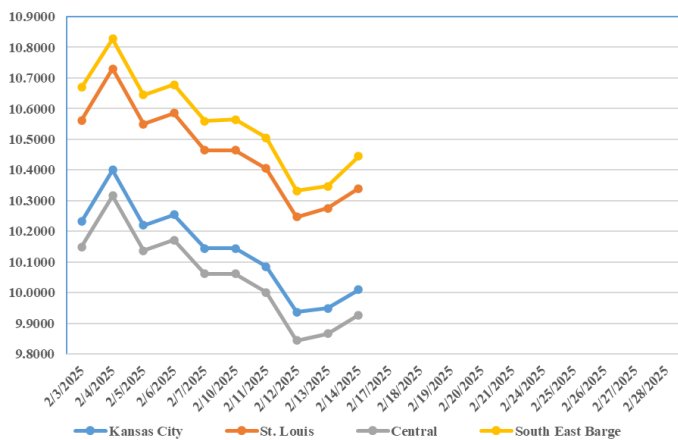
(PRICES PER BUSHEL) *NEW CROP **PREVIOUS WEEK'S PRICES
*Bids calculated using Kansas City, St. Louis, and St. Joseph bids

MONTHLY GRAIN CROP

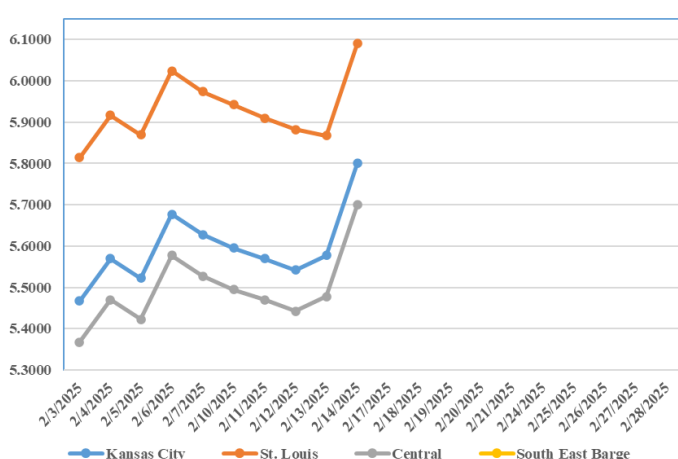
February 2025 Corn Bids



February 2025 Soybean Bids



February 2025 Wheat Bids



*Axis value ranges may be updated to reflect data points.
Only dates in which markets are trading and only current cash bids are represented.

WHOLESALE FEEDSTUFFS PRICES (DOLLARS PER TON-BULK BASIS)

Area	Cottonseed Meal 41%	Soybean Meal 46.5-48%	Corn Gluten Pellets 21%	Wheat Middlings
Kansas City	295.00	272.70	206.00	132.50
St. Louis	290.00	n/a	194.50	107.50

WORLD AGRICULTURAL SUPPLY AND DEMAND EST

WHEAT: The 2024/25 U.S. wheat supply and demand outlook is for slightly higher domestic use that leads to lower ending stocks. Food use is raised 4 million bushels to 970 million, as wheat flour grind during the October-December quarter was up 2 percent from last year as indicated in the NASS Flour Milling Products report. Projected ending stocks decrease 4 million bushels to 794 million but are 14 percent above last year. The season-average farm price is unchanged at \$5.55 per bushel.

The global wheat outlook for 2024/25 is for slightly larger supplies and higher consumption but lower trade and ending stocks. Supplies are raised 0.6 million tons to 1,061.3 million, primarily on higher production for Kazakhstan and Argentina. Global consumption is increased 1.8 million tons to 803.7 million on higher feed and residual use for the EU, Kazakhstan, Thailand, and Ukraine. World trade declines 3.0 million tons to 209.0 million with export reductions for the EU, Mexico, Russia, Turkey, and Ukraine. The largest import change is a decrease for China of 2.5 million tons to 8.0 million on a continued sluggish import pace. These would be their lowest imports in five years and China was the leading world wheat importer last year at 13.6 million tons. Projected 2024/25 ending stocks are lowered 1.3 million tons to 257.6 million, on a reduction for China that is only partly offset by increases for Russia, Kazakhstan, and Ukraine.

COARSE GRAINS: This month's 2024/25 U.S. corn supply and use outlook is unchanged from last month. The projected season-average farm price is raised 10 cents to \$4.35 per bushel. Global coarse grain production for 2024/25 is forecast 1.8 million tons lower to 1.492 billion. This month's foreign coarse grain outlook is for reduced production, trade, and ending stocks. Foreign corn production is forecast down with declines for Argentina and Brazil. Production is reduced for Argentina reflecting a cut in yield, as heat and dryness during January and into early February reduce yield prospects for early-planted corn in key central growing areas. For Brazil, the corn production forecast is reduced as slow second-crop planting progress in the Center-West lowers yield prospects. Major global trade changes for 2024/25 include smaller projected corn exports for Brazil, Ukraine, and South Africa. Corn imports are cut for China but raised for Vietnam and Chile. Foreign corn ending stocks are reduced reflecting a reduction for China. Global corn ending stocks, at 290.3 million tons, are down 3.0 million.

OILSEEDS: U.S. 2024/25 soybean supply and use projections are unchanged this month. The season-average soybean price is projected at \$10.10 per bushel, down 10 cents from last month. Soybean meal and oil prices are unchanged at \$310 per short ton and 43 cents per pound, respectively. Global 2024/25 soybean supply and use forecasts include lower production, higher use, and lower ending stocks. Production is reduced for Argentina and Paraguay due to persistent heat and dryness during January. Brazilian soybean production is unchanged at 169.0 million tons. Beneficial weather in the Center-West is boosting soybean prospects, but drier weather in the south accelerated soybean development at the expense of yields. Global soybean crush is raised on higher crush for Brazil. The increase is driven by favorable crush margins, strong biofuel demand, and the pace of soybean meal exports to date. Partially offsetting is lower soybean crush and soybean meal exports for Paraguay on lower supplies. With negligible changes to soybean exports, global ending stocks are reduced 4.0 million tons to 124.3 million on lower stocks for Argentina and Brazil.

MISSOURI WEEKLY HAY SUMMARY 2/13/2025

The state was quickly reminded that it is still winter. Temperatures dropped and winter precipitation passed over the state this week although snow fall wasn't as much as had been forecast in most areas. Even though the heavy coats had to come back out most farmers were willing to take it as it froze the mud back up and made getting around to feed a bit less of a pain. There continues to be a surplus of hay available for sale throughout the state. Hay prices are unevenly steady to weak. The supply of hay is moderate to heavy, and demand is light to moderate. The Missouri Department of Agriculture has a hay directory at <https://apps.mda.mo.gov/haydirectory> or visit the University of Missouri Extension feed stuff finder at <https://feedstufffinder.org>

Alfalfa - Supreme 250.00-300.00, small square 8.00-12.00 per bale
Alfalfa - Premium 200.00-250.00
Alfalfa - Good 150.00-200.00, small square 6.00-10.00 per bale
Alfalfa - Fair 125.00-150.00
Mixed grass - Good/Premium 125.00-200.00
Mixed grass-Fair/Good 80.00-125.00, small square 3.50-8.00 per bale
Mixed grass - Fair 25.00-50.00 per large round bale
Wheat straw - 4.00-7.00 per small square bale
Corn Stalks - 10.00-25.00 per large round bale

Please Note: The above volumes (tonnage, acres, and bales) listed are for confirmed trades only, it does not include estimated volume (tonnage) for bids or offers to the trade. List your hay for sale at: [Hay Listing Online Form](#). Explanation of Hay Quality Guidelines: [Hay Quality Designation Guidelines](#). Glossary of Terms: [Livestock, Poultry, & Grain Hay Terms](#)

MISSOURI WEEKLY SHEEP/GOAT AUCTION SUMMARY

Receipts: 568 Week Ago: 3,717 Last Year: 1,089

SHEEP: Feeder sheep Small and Medium 1-2 hair 26-53 lbs 300.00-325.00. Slaughter Lambs Choice and Prime 1-3 hair 50-75 lbs 300.00-337.50; pkg 84 lbs 265.00; pkg 101 lbs 270.00. Choice 1-2 hair pkg 67 lbs 285.00. Ewes Utility and Good 1-2 94-133 lbs 85.00-95.00. Bucks 1-3 pkg buck lambs 138 lbs 225.00. pkg 159 lbs 130.00. Replacement Ewes Medium and Large 1-2 wool 2-4 yrs exp 200 lbs 140.00. Medium 1-2 hair 2-4 yrs exp 80-130 lbs 125.00-160.00. Medium 2 hair 2-4 yrs exp 101 lbs 115.00.

GOATS: Feeder kids Selection 1 pkg 54 lbs 335.00. Selection 2 pkg 46 lbs 260.00. Selection 2-3 pkg 36 lbs 220.00.

Explanatory Notes: Stage - Represents estimated lambing/kidding period (Open, Exp=exposed, Bred, Fall = Sep-Nov, Win = Dec-Feb, Spr = Mar-May, Sum=Jun-Aug; w/s = woolled and shorn; /hd= per head; /fam=per family
All price CWT unless otherwise noted.

MISSOURI DROUGHT MONITOR

Date	None	D0	D1	D2	D3	D4
02/11/25	58.84	31.31	9.85	0	0	0
02/04/25	65.49	24.66	9.85	0	0	0
02/13/24	44.84	39.55	15.61	0	0	0

Reflects percentage of Missouri impacted by drought. D0 Abnormally Dry; D1 Moderate Drought; D2 Severe Drought; D3 Extreme Drought; D4 Exceptional Drought

NATIONAL DIRECT DELIVERED FEEDER PIG REPORT

2/14/25 Receipts: 128,132 Week ago: 99,473 Year Ago: 130,671
Early weaned steady to weak and feeder pigs 6.00 higher.
Cash 61,110 head 51.00-95.00, weighted average 83.20
Formula 30,725 head 49.91-91.11, weighted average 67.70
Feeder pigs 40 pounds basis:
Cash 36,297 head 98.00-125.00, weighted average 112.33

NATIONAL DAILY DIRECT PRIOR DAY HOG REPORTS

BARROWS AND GILTS (Carcass Basis): 3,570 head
Base Carcass Price 82.00-92.00, weighted average 90.64

SOWS (Live Basis): 6,746 head
300-500 lbs. 29.00-89.51
Over 500 lbs. 59.50-86.00

MISSOURI WEEKLY DIRECT SLAUGHTER CATTLE REPORT 2/14/25

Weekly Receipts: 240 Week ago: 200 Year ago: 320
Trading as of Friday morning, light trade this week with flat dressed sales so far 8.00 lower and grid dressed sales inactive as bids are being passed

LIVE STEERS & HEIFERS: No sales reported
DRESSED STEERS & HEIFERS: 5 loads Thu flat 320.00

GRADE AND EIGHT (Grid): 3 loads Thu 336.00

Click here for the current [National Crop Progress](#)
Click here for the current [Missouri Crop Progress](#)
The current hay directory can be found at: [Hay Directory](#).