

Weekly Market Summary

Published by:
Missouri Department of Agriculture
Ag Business Development Division
Market News Program



Chris Chinn, Director
Jill Wood, Division Director
Tony Hancock, Editor
<http://www.ams.usda.gov/marketnews.htm>
<http://www.ams.usda.gov/marketnews.htm>

Michael Kehoe, Governor

Volume XLV, Number 14 ♦ P.O. Box 630, Jefferson City, MO 65102 ♦ (573) 751-4211 ♦ Mon, Apr 7, 2025

MISSOURI WEEKLY FEEDER CATTLE WEIGHTED AVERAGE REPORT

Feeder Cattle Receipts: 27,857 Week ago: 28,116 Year ago: 23,556
Steers and Heifers Medium and Large 1—Weighted average weights and prices

STEERS: Medium and Large 1

277 lbs. 506.85	473 lbs. 405.58	677 lbs. 326.90	863 lbs. 278.49
335 lbs. 464.51	522 lbs. 382.82	720 lbs. 310.13	910 lbs. 262.29
378 lbs. 443.54	571 lbs. 365.35	774 lbs. 293.71	956 lbs. 260.62
427 lbs. 429.00	622 lbs. 342.89	825 lbs. 286.10	1046 lbs. 240.00

HEIFERS: Medium and Large 1

275 lbs. 415.35	523 lbs. 337.75	721 lbs. 282.52	962 lbs. 221.87
327 lbs. 410.93	576 lbs. 318.34	769 lbs. 271.77	
375 lbs. 403.36	618 lbs. 304.46	827 lbs. 252.26	
422 lbs. 381.01	675 lbs. 284.62	915 lbs. 229.39	

MISSOURI STEER (HEIFER) STOCKER FORMULA 4/7/2025

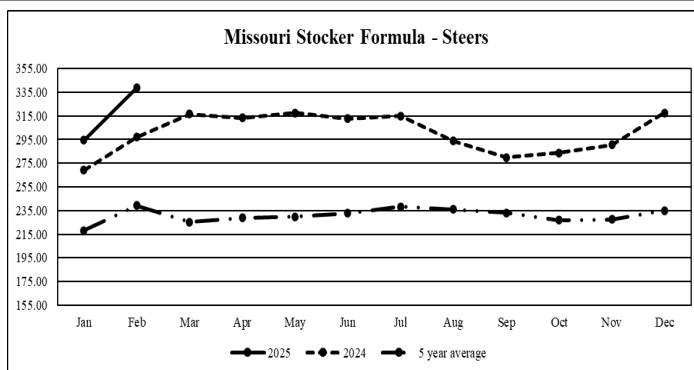
Monday's Missouri Stocker formula consists of **5179 (5948)** head with a weighted average weight of **524.48 (523.05)** lbs. and a price value of **373.27 (329.60)**, 1.55 higher (0.08 lower) than a week ago.

This a rolling seven day calculated weighted value which combines all Feeder Steers reported by MDA/USDA Market News Service weighing from 400-649 lbs. in the Medium and Large 1 and Medium and Large 1-2 frame and muscle classifications, including all comment cattle except Brahman X. Heifer values are in parentheses.

MISSOURI WEEKLY CATTLE AUCTION SUMMARY

Total Receipts: 34,424 Week Ago: 32,613 Year Ago: 29,662


Compared to last week, feeders sold mostly steady. Locally spots of both higher and lower markets could be found but when all was said and done most price averages were pretty close to the previous week. Several reporters did note that quality wasn't as attractive this week and many of the extreme tops were absent. Extremely heavy rains and severe weather resulted in a lot of water and flooding in the south central and southeast portions of the state. Other areas may have been spared from the excessive rains but still got enough to make standing water common in many fields. Global trade uncertainty mid-week caused for some major losses in livestock and soybean futures. There was at least a noteworthy uptick in demand for replacement stock this week. Several packages of high-quality open feeder heifers returned to the farm as well as several bred cows and pairs finding a bit more interest. Some stick out feeder sales around the state included 22 head of 512 lb. steers at Joplin Regional Stockyards that sold for 400.00. Tina Livestock Market sold 35 head of 606 lb. steers for 353.00. Green City Livestock Auction sold 47 head of 745 lb. steers for 319.00 and 70 head of 802 lb. steers for 302.00. Unionville Livestock Market sold 62 head of 846 lbs. steers for 292.60. Kingsville Livestock Auction that sold for 488.00. On the heifer side of the market 25 head of 539 lb. heifers at Green City Livestock Auction sold for 364.00. Kingsville Livestock Auction sold 70 head of 715 lb. heifers for 294.00. Boxed beef cutouts were mixed this week. Choice closed on Friday at 338.45, up 5.63 and Select closed at 317.18, down 1.50 compared to last Friday. Negotiated feedlot sales as of the Friday afternoon report totaled just over 67K head as of the 2:00 report cutoff time. As futures markets dropped lower mid-week feedlot trade also began a bit sooner this week with some light sales Wednesday and then more occurring on Thursday the bulk of the sales however still occurred on Friday. Prices were steady to slightly lower this week. Live and dressed sales ranged from 208.00-213.00 and dressed sales were reported from mostly at 335.00. The Missouri Stocker formula consists of 5179 head with a weighted average weight of 524.48 lbs. and a price value of 373.27, 1.55 higher than last week setting an all-time record high once again. The steer/heifer spread is 43.67 per cwt.



*Graph is updated the first Monday of each month. Axis value ranges may be updated to reflect data points.

NATIONAL BOXED BEEF CUTOUT VALUES

DATE	CHOICE	SELECT	TOTAL LOADS
3/31	335.26	320.01	120
4/1	342.22	322.07	95
4/2	339.90	318.83	115
4/3	338.37	317.84	131
4/4	338.45	317.18	102
5 Day Simple Average	338.84	319.19	



*Axis value ranges may be updated to reflect data points.

WEEKLY LIVESTOCK SLAUGHTER 4/5/25

	CATTLE	HOGS	SHEEP
Week to Date:	591,000	2,520,000	42,000
Last Week:	609,000	2,480,000	41,000
Last Year:	614,045	2,408,223	37,897

The Weekly Market Summary, as well as historical summaries, are available on our website <https://agmarketnews.mo.gov/summaries>
Market News Hotline: 1-573-522-9244
Check out the latest updates on our YouTube Channel: [MDA Market News](https://www.youtube.com/channel/UCM4M4M4M4M4M4M4M4M4M4M4)

SOUTHWEST MISSOURI WEEKLY SUMMARY

(Joplin and Springfield)

Receipts: 13,120 Week ago: 12,339 Year Ago:
Compared to last week, steers and heifers 10.00 lower to 8.00 higher.
Slaughter cows steady to 2.00 higher. Slaughter bulls steady to 5.00 higher.

FEEDER STEERS:

Medium and Large 1

300-400 lbs. 435.00-490.00
400-500 lbs. 400.00-450.00
500-600 lbs. 345.00-400.00
600-700 lbs. 312.00-355.00
700-800 lbs. 284.00-315.00
800-900 lbs. 268.00-295.00
900-1000 lbs. 260.75-268.00

FEEDER HOLSTEIN STEERS

Large 3

Scarce

FEEDER HEIFERS:

Medium and Large 1

300-400 lbs. 380.00-428.00
400-500 lbs. 350.00-405.00
500-600 lbs. 305.00-350.00
600-700 lbs. 276.00-306.00
700-800 lbs. 259.00-279.00
20 hd 832 lbs. 260.00
900-1000 lbs. 217.00-225.00

SLAUGHTER COWS: Breaking and Boning (70-85% lean) 127.50-147.50; high dressing 139.00-155.00; low dressing 114.00-130.00. Lean (85-90%) 115.00-134.00.

SLAUGHTER BULLS: Yield Grade 1-2 1245-2390 lbs. 162.50-185.00; high dressing 180.00-203.00; low dressing 140.00-165.00

BRED COWS: Medium and Large 1 2-8 yrs 1140-1515 lbs 1st to 3rd stage 2350.00-3300.00; >8 yrs 1333-1490 lbs 2nd/3rd stage 2175.00-2550.00. Medium and Large 1-2 2-4 yrs 1030-1085 lbs 2nd/3rd stage 2450.00-2900.00, 1st stage 1950.00-2175.00; 2-8 yrs 920-1520 lbs 2nd/3rd stage 1800.00-2600.00, 1st stage 1700.00-2400.00; >8 yrs 930-1350 lbs 2nd/3rd stage 1615.00-2225.00 per head

COW & CALF PAIRS: Medium and Large 1 2-4 yrs 1115 lbs with 150-300 lb calves 4500.00; 2-8 yrs 1125-1220 lbs with 150-300 lb calves 3500.00-3900.00. Medium and Large 1-2 2-4 yrs 985-1075 lbs some rebred 1st stage with 150 - >300 lb calves 3100.00-4100.00; 2-8 yrs 1020-1180 lbs some rebred 1st stage with 150 - >300 lb calves 2850.00-4100.00 per pair

SOUTH CENTRAL MISSOURI WEEKLY SUMMARY

(West Plains, Phillipsburg)

Receipts: 3,234 Week ago: 4,095 Year Ago: 3,267
Compared to last week, steers and heifers uneven from 4.00 lower to 5.00 higher, spots 10.00 higher late week. Slaughter cows steady to 1.00 higher. Slaughter bulls 2.00 to 4.00 higher.

FEEDER STEERS:

Medium and Large 1

300-400 lbs. 415.00-460.00
400-500 lbs. 377.50-435.00
500-600 lbs. 335.00-385.00
600-700 lbs. 305.00-350.00
700-750 lbs. 299.00-302.50
19 hd 848 lbs. 271.00

FEEDER HOLSTEIN STEERS:

Large 3

Scarce

FEEDER HEIFERS:

Medium and Large 1

350-400 lbs. 382.50-415.00
400-500 lbs. 360.00-410.00
500-600 lbs. 296.00-360.00
600-700 lbs. 269.00-321.00
700-800 lbs. 260.00-287.00

SLAUGHTER COWS: Breaking and Boning (70-85% lean) 131.00-145.00, high dressing 143.00-155.00; low dressing 105.00-133.00. Lean (85-90%) 115.00-128.00

SLAUGHTER BULLS: Yield Grade 1-2 1260-2395 lbs. 154.00-176.50; high dressing 175.00-200.00; low dressing 137.00-153.00.

BRED COWS: Medium and Large 1-2 2-8 yrs 1110-1475 lbs 2nd/3rd stage 2000.00-2700.00 per head

BRED HEIFERS: Medium and Large 1-2 <2 yrs 1100 lbs 1st to 3rd stage 2500.00 per head

COW & CALF PAIRS: Medium and Large 1-2 2-8 yrs 1172-1265 lbs with 150-300 lb calves 2900.00-3200.00, >8 yrs 1271 lbs with 150-300 lb calves 2650.00 per pair

WEST CENTRAL MISSOURI WEEKLY SUMMARY

(Kingsville, Windsor, Butler)

Receipts: 4,668 Week ago: 4,436 Year ago: 4,321
Compared to last week, steers and heifers mostly steady. Slaughter cows steady to 3.00 higher.

FEEDER STEERS:

Medium and Large 1

400-500 lbs. 375.00-449.00
500-600 lbs. 347.00-397.00
600-700 lbs. 308.00-362.00
700-800 lbs. 285.50-312.50
800-900 lbs. 265.00-286.00

FEEDER HEIFERS:

Medium and Large 1

300-400 lbs. 366.00-435.00
400-500 lbs. 328.00-405.00
500-600 lbs. 307.50-351.00
600-700 lbs. 287.00-321.00
700-800 lbs. 263.00-294.00

SLAUGHTER BULLS: Yield Grade 1-2 1175-2280 lbs. 170.00-192.00; high dressing 185.00-201.00; low dressing 150.00-169.00.

BRED COWS: Scarce

SLAUGHTER COWS: Breaking and Boning (70-85% lean) 129.00-151.00, high dressing 145.00-159.00. Lean (85-90%) 110.00-130.00.

COW & CALF PAIRS: Medium and Large 1-2 2-8 yrs 1200-1250 lbs with 150-300 lb calves 3250.00-3300.00 per pair

NORTHEAST MISSOURI WEEKLY SUMMARY

(Bowling Green, Kingdom City, Palmyra)

Receipts: 4,417 Week ago: 5,449 Year ago: 3,279
Compared to last week, steers under 550 lbs light test, 550-650 lbs steady, 650-700 lbs steady to 7.00 higher, over 700 lbs not well tested. Heifers 400-500 lbs 8.00 to 12.00 higher, 500-600 lbs steady, over 600 lbs firm to higher undertone. Slaughter cows steady to 3.00 higher.

FEEDER STEERS:

Medium and Large 1

400-500 lbs. 390.00-432.00
500-600 lbs. 338.00-380.00
600-700 lbs. 324.50-354.50
700-800 lbs. 287.50-327.00
800-900 lbs. 278.00-286.00
58 hd 970 lbs. 260.25

FEEDER HEIFERS:

Medium and Large 1

350-400 lbs. 400.00-410.00
400-500 lbs. 344.00-400.00
500-600 lbs. 302.00-354.00
600-700 lbs. 281.00-312.00
700-800 lbs. 276.35-287.00

SLAUGHTER BULLS: Yield Grade 1-2 1410-2445 lbs. 164.00-189.00; high dressing 177.00-196.00; low dressing 147.00-162.00.

SLAUGHTER STEERS: Choice and Prime 2-4 219.00-233.75. Choice 2-3 214.00-219.00. Select and Choice 2-3 212.00.

BRED COWS: Medium and Large 1 2-8 yrs 1226-1333 lbs 2nd/3rd stage 3025.00-3500.00. Medium and Large 1-2 2-8 yrs 961-1450 lbs 1st to 3rd stage 2400.00-3450.00 per head

SLAUGHTER COWS: Breaking and Boning, (70-85% lean) 118.00-144.00; high dressing 140.00-158.00; low dressing 121.00-136.00. Lean (85-90%) 118.00-129.00.

SLAUGHTER HEIFERS: Choice 2-3 208.50-219.50. Choice 4-5 203.25.

COW CALF PAIRS: Medium and Large 1 2-8 yrs 1050-1300 lbs some rebred 1st/2nd stage with 150 to >300 lb calves 3650.00-4450.00 per pair

NORTH CENTRAL MISSOURI WEEKLY SUMMARY

(Macon, Unionville, Green City, New Cambria)

Receipts: 3,226 Week ago: 2,137 Year ago: 5,804
Compared to two weeks ago, steers and heifers mostly steady to 5.00 higher, spots 10.00 higher on heifers. Slaughter cows steady to 5.00 higher.

*Some sale barns on a bi-weekly schedule and may not have a sale each week.

FEEDER STEERS:

Medium and Large 1

400-500 lbs. 400.00-450.00
500-600 lbs. 339.00-412.00
600-700 lbs. 326.00-369.00
700-800 lbs. 305.50-319.00
800-900 lbs. 284.00-302.00

FEEDER HEIFERS:

Medium and Large 1

Pkg 379 lbs. 420.00
400-500 lbs. 287.50-446.00
500-600 lbs. 309.00-372.50
600-700 lbs. 250.00-324.00
700-800 lbs. 278.50-293.50

SLAUGHTER BULLS: Yield Grade 1-2 1400-2335 lbs. 163.00-179.00; high dressing 188.00-195.00

BRED COWS: Scarce

SLAUGHTER COWS: Breaking and Boning (70-85% lean) 118.00-146.00, high dressing 138.00-147.00. Lean (85-90%) 113.00-132.50

COW/CALF PAIRS: Scarce

SOUTHEAST MISSOURI WEEKLY SUMMARY

(Jackson and Farmington)

Receipts: 1,698 Week ago: 1,404 Year ago: 2,076
Compared to last week, steers 1.00 to 10.00 higher. Feeder heifers 4.00 lower to 8.00 higher. Slaughter cows steady and slaughter bulls 2.00 higher.

FEEDER STEERS: Medium and Large 1

300-400 lbs. 400.00-465.00
400-500 lbs. 340.00-447.00
500-600 lbs. 325.00-395.00
600-700 lbs. 285.00-350.00
700-800 lbs. 257.00-297.00
800-900 lbs. 240.00-270.00

FEEDER HEIFERS: Medium and Large 1

300-400 lbs. 340.00-400.00
400-500 lbs. 330.00-377.00
500-600 lbs. 290.00-338.00
600-700 lbs. 260.00-297.00
700-800 lbs. 252.00-265.00
800-900 lbs. 230.00-242.00

SLAUGHTER BULLS: Yield
Grade 1-2 1265-2425 lbs 145.00-
150.00; high dressing 154.00-
178.00.

SLAUGHTER COWS: Breaking
and Boning (75-85% lean) 119.00-
132.00; high dressing 132.00-
155.00. Lean (85-90% lean) 81.00-
115.00

BRED COWS: Medium and Large
2 2-8 yrs 1055-1420 lbs 2nd/3rd
stage 1950.00-2750.00; >8 yrs
1055-1230 lbs 2nd stage 1475.00-
1500.00 per head

COW & CALF PAIRS: Medium
and Large 2 2-8 yrs 1050-1300 lbs
with 150-300 lb calves 2800.00-
2900.00 per pair

EAST CENTRAL MISSOURI WEEKLY SUMMARY

(Cuba, Vienna)

Receipts: 2,282 Week Ago: 1,417 Year ago: 1,948
Compared to last week, steers and heifers mostly steady. Slaughter cows steady.

FEEDER STEERS: Medium and Large 1

300-400 lbs. 422.50-5000.0
400-500 lbs. 382.00-452.00
500-600 lbs. 347.00-401.00
600-700 lbs. 298.00-343.00
700-750 lbs. 295.00-305.00

FEEDER HEIFERS: Medium and Large 1

300-400 lbs. 360.00-428.00
400-500 lbs. 335.00-408.00
500-600 lbs. 295.00-345.00
600-700 lbs. 273.00-295.00
39 hd 754 lbs. 265.00

SLAUGHTER BULLS: Yield
Grade 1-2 1605-2080 lbs 162.00
-177.00; high dressing 182.00-
190.00; low dressing 145.00-
152.00

SLAUGHTER COWS: Breaking
and Boning, (70-85% lean) 132.00-
144.50; high dressing 144.50-
155.50. Lean (85-90%) 115.00-
131.50.

BRED COWS: Medium and
Large 1-2 >5 yrs 1035-1440 lbs
1st to 3rd stage 1800.00-2250.00
per head

COW & CALF PAIRS: Medium
and Large 1 >8 yrs 1125 lbs 1st
stage with >300 lb calves 3375.00
per pair

NORTHWEST MISSOURI WEEKLY SUMMARY

(Tina)

Receipts: 1,779 Week Ago: 709 Year Ago: 1,101
Compared to last week, steers and heifers 5.00 to 20.00 higher. Slaughter cows and bulls 1.00 to 4.00 higher.

FEEDER STEERS: Medium and Large 1

300-400 lbs. 447.50-510.00
400-500 lbs. 417.50-477.50
600-700 lbs. 375.00-407.50
700-750 lbs. 304.00-323.00
800-900 lbs. 277.00-286.00
12 hd 1046 lbs. 240.00

FEEDER HEIFERS: Medium and Large 1

300-400 lbs. 412.50-465.00
400-500 lbs. 355.00-412.50
500-600 lbs. 335.00-370.00
600-700 lbs. 286.00-317.00
700-800 lbs. 272.00-284.00

SLAUGHTER BULLS:
Yield Grade 1-2 1225-2075 lbs
163.50-174.00; high dressing
183.50-191.50; low dressing
130.00-152.00.

SLAUGHTER COWS: Breaking
and Boning, (70-85% lean) 127.00-
145.50; high dressing 143.00-
150.50. Lean (85-90%) 116.00-
135.00

BRED COWS: Scarce

COW/CALF PAIRS: Scarce

AFTERNOON NATIONAL SLAUGHTER CATTLE REVIEW

So far for Friday in the Southern Plains, negotiated cash trading has been light on light demand. Compared to the last reported market on Thursday with live FOB purchases traded steady at 208.00. In Nebraska and Western Cornbelt, negotiated cash trading has been light on moderate demand. In Nebraska, compared to the last reported market on Thursday, live FOB purchases traded 2.00-3.00 lower at 210.00 and dressed delivered purchases traded steady at 335.00. In the Western Cornbelt, compared to last the last reported market on Thursday, live FOB purchases traded mostly steady at 213.00. Not enough dressed delivered purchases for a market trend. On Thursday dressed delivered purchases traded at 335.00.

Negotiated Cash Sales:

Confirmed:	30,442	Week Ago:	15,462	Year Ago:	16,841
Week to date:	67,092	Week Ago:	25,490	Year Ago:	74,585

<u>Live Basis</u>	<u>Steers</u>	<u>Heifers</u>
Over 80% Choice	208.00-213.00, avg 211.01	206.00-213.00, avg 210.18
65-80% Choice	205.00-211.00, avg 208.21	206.00-210.00, avg 208.20
35-65% Choice	204.00-208.00, avg 207.67	208.00
0-35% Choice	-	-
Total All Grades	204.00-213.00, avg 210.22	206.00-213.00, avg 209.43
<u>Dressed Basis</u>		
Over 80% Choice	330.00-335.00, avg 34.10	330.00-335.00, avg 334.74
65-80% Choice	329.00	-
35-65% Choice	-	-
0-35% Choice	-	-
Total All Grades	329.00-335.00, avg 334.00	330.00-335.00, avg 334.73

<u>All Beef Type Steers/Heifers</u>	<u>Head</u>	<u>Avg Wt</u>	<u>Price Range</u>	<u>Wtd Avg</u>
Live FOB	23,299	1475.0	204.00-214.75	210.36
Live Del	3,007	1481.9	210.00-216.00	213.82
Dressed Del	3,441	943.6	329.00-335.00	333.92
Dressed FOB	253	944.8	335.00	335.00

WEEKLY COMMODITY FUTURES TRENDS

Compared to last week, Live Cattle 6.20 to 6.65 lower, Lean Hogs Apr 0.67 higher, others 3.35 to 4.60 lower. Feeder Cattle 7.50 to 10.30 lower.

Daily Futures Closes

	Mon.	Tues.	Wed.	Thu.	Fri.
Cattle					
Apr	207.80	209.12	210.37	208.05	202.62
Jun	203.65	205.42	207.40	204.70	198.20
Aug	200.02	202.32	203.92	201.17	194.70
Oct	198.77	201.37	202.32	199.60	193.10
Dec	199.35	201.95	202.65	199.95	193.70
Lean Hogs					
Apr	87.72	87.37	87.45	87.37	87.37
May	88.40	89.47	89.12	88.57	85.12
Jun	95.27	97.02	96.52	95.55	91.55
Jul	95.82	97.57	96.82	96.00	92.00
Aug	95.30	96.90	96.22	95.35	91.40
Fdr Cattle					
Apr	286.45	288.27	288.87	285.40	279.42
May	284.50	287.15	287.92	283.12	274.87
Aug	289.50	292.40	293.70	289.30	281.05
Sep	288.40	291.45	293.05	288.60	280.35
Oct	286.52	289.57	291.42	287.02	278.77
Milk					
Mar	18.66	—	—	—	—
Apr	17.11	17.11	17.13	16.98	17.01
May	17.41	17.28	17.26	16.84	16.72

WEEKLY COMMODITY GRAIN FUTURES TRENDS

Compared to last week, Soybeans 0.43 to 0.46 lower, Wheat 0.03 lower to 0.01 higher, Corn 0.04 to 0.07 higher, KC Wheat steady to 0.06 higher, Soybean Meal 10.20 to 10.60 lower.

Daily Grain Futures Closes

	Mon.	Tues.	Wed.	Thu.	Fri.
Soybeans					
May	1014 3/4	1034 1/4	1029 1/2	1011 1/2	977
Jul	1028 1/4	1049 1/4	1045	1026 1/4	993
Aug	1026	1047 3/4	1043 1/4	1024 1/2	991 1/4
Sep	1014 1/2	1034 3/4	1031 1/2	1011 3/4	979 1/2
Nov	1019 1/4	1039 1/4	1037 1/4	1017	984 1/4
Wheat					
May	537	540 1/2	539 1/4	536	529
Jul	550 1/2	553 3/4	552 3/4	550	542 3/4
Sep	566 1/4	569 1/2	568	565 1/4	557 1/2
Dec	589 1/4	592 3/4	591 1/4	589	580 3/4
Mar	608 1/4	612 1/2	610 3/4	609 1/2	601
Corn					
May	457 1/4	461 3/4	457 3/4	457 1/2	460 1/4
Jul	463 1/4	468 1/4	465 1/4	465 1/2	467 1/4
Sep	434 3/4	442	440 3/4	439	439 1/4
Dec	442	449 1/2	448 3/4	447 1/2	446 3/4
Mar	455	462 3/4	462 1/2	461 1/2	460 1/2
KC Wheat					
May	557	565 1/4	568 1/2	569	557 1/2
Jul	570	576 3/4	579 3/4	580 3/4	570
Sep	585	591	593 1/2	594 3/4	584
Dec	608 1/2	613 3/4	615 3/4	616 3/4	606 1/2
Mar	627 1/2	632 3/4	634	635 1/4	625 1/2
SB Meal					
May	292.70	292.30	287.20	288.00	283.10
Jul	299.40	299.10	294.60	295.40	290.30
Aug	301.40	301.00	296.90	297.90	292.70
Sep	303.00	302.60	298.80	299.60	294.70
Oct	304.00	303.80	300.10	300.70	295.60

MISSOURI GRAIN WEEKLY TRENDS

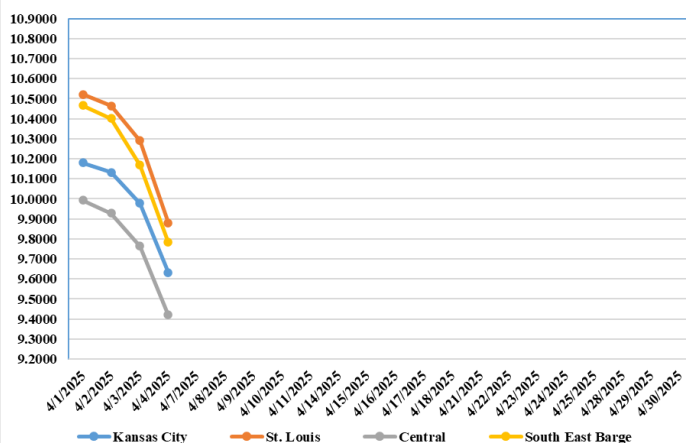
Compared to last week, Soybeans 0.31 to 0.54 lower, Wheat 0.04 lower to 0.07 higher, Corn 0.07 to 0.18 higher, Sorghum no trend due to lack of bids.

Area	#1 Soybeans	#2 Soft Wheat	#2 Corn	#2 Grain Sorghum
Kansas City				
Friday**	9.68-10.23	5.08	4.13-4.47	3.78
Monday	9.60-10.15	5.17	4.17-4.51	3.82
Tuesday	9.79-10.44	5.21	4.22-4.57	3.87
Wednesday	9.75-10.40	5.19	4.18-4.53	3.83
Thursday	9.57-10.22	5.16	4.18-4.53	3.83
Friday	9.22-9.87	5.09	4.20-4.55	3.85
St. Louis				
Friday**	10.41-10.42	5.12-5.28	4.64	—
Monday	10.32-10.34	5.21-5.37	4.68-4.70	—
Tuesday	10.50-10.54	5.31-5.41	4.79-4.80	—
Wednesday	10.46-10.48	5.29-5.34	4.75-4.76	—
Thursday	10.28-10.31	5.24-5.30	4.76-4.77	—
Friday	9.87-9.89	5.19-5.23	4.78-4.82	—
Central				
Friday**	9.78-9.93	4.98	4.23-4.28	—
Monday	9.70-9.85	5.07	4.27-4.32	—
Tuesday	9.89-10.04	5.11	4.32-4.37	—
Wednesday	9.85-10.00	5.03-5.09	4.27-4.33	—
Thursday	9.67-9.82	5.06	4.28-4.33	—
Friday	9.32-9.47	4.99	4.30-4.35	—
S.E. MO				
Friday**	10.29-10.40	—	4.63-4.66	—
Monday	10.29-10.32	—	4.67-4.75	—
Tuesday	10.41-10.50	—	4.72-4.80	—
Wednesday	10.32-10.46	—	4.68-4.76	—
Thursday	10.14-10.24	—	4.68-4.76	—
Friday	9.72-9.84	—	4.70-4.78	—

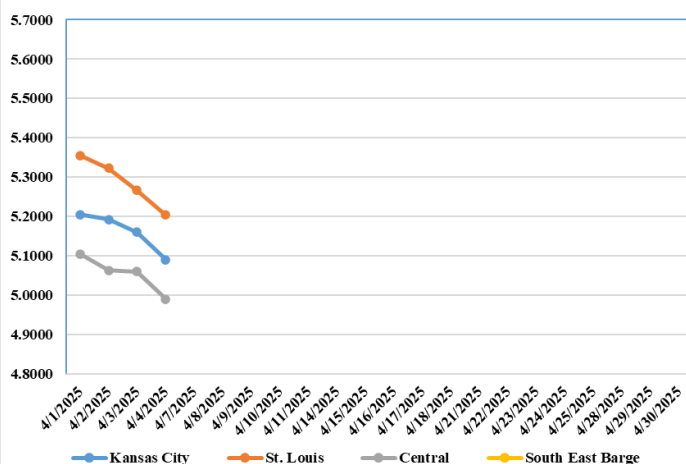
(PRICES PER BUSHEL) *NEW CROP **PREVIOUS WEEK'S PRICES
*Bids calculated using Kansas City, St. Louis, and St. Joseph bids

MONTHLY GRAIN CROP

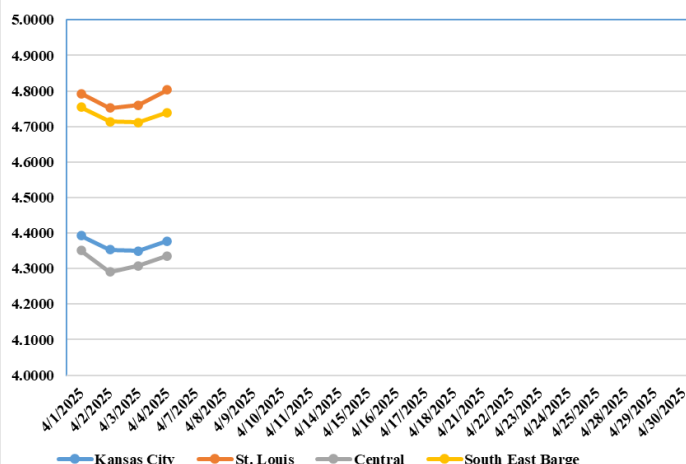
April 2025 Soybean Bids



April 2025 Wheat Bids



April 2025 Corn Bids



*Axis value ranges may be updated to reflect data points.
Only dates in which markets are trading and only current cash bids are represented.

WHOLESALE FEEDSTUFFS PRICES (DOLLARS PER TON-BULK BASIS)

Area	Cottonseed Meal 41%	Soybean Meal 46.5-48%	Corn Gluten Pellets 21%	Wheat Middlings
Kansas City	300.00	265.60	198.00	122.50
St. Louis	295.00	n/a	191.50	105.00

PROSPECTIVE PLANTINGS

Corn planted area for all purposes in 2025 is estimated at 95.3 million acres, up 5 percent or 4.73 million acres from last year. Compared with last year, planted acreage is expected to be up or unchanged in 40 of the 48 estimating States.

Soybean planted area for 2025 is estimated at 83.5 million acres, down 4 percent from last year. Compared with last year, planted acreage is down or unchanged in 23 of the 29 estimating States.

All wheat planted area for 2025 is estimated at 45.4 million acres, down 2 percent from 2024. If realized, this represents the second lowest all wheat planted area since records began in 1919. The 2025 winter wheat planted area, at 33.3 million acres, is down 2 percent from the previous estimate and down less than 1 percent from last year. Of this total, about 23.6 million acres are Hard Red Winter, 6.09 million acres are Soft Red Winter, and 3.66 million acres are White Winter. Area expected to be planted to other spring wheat for 2025 is estimated at 10.0 million acres, down 6 percent from 2024 estimate. Of this total, about 9.40 million acres are Hard Red Spring wheat. Durum planted area for 2025 is expected to total 2.02 million acres, down 2 percent from the previous year.

All cotton planted area for 2025 is estimated at 9.87 million acres, down 12 percent from last year. Upland area is estimated at 9.71 million acres, down 12 percent from 2024. American Pima area is estimated at 157,000 acres, down 24 percent from 2024.

GRAIN STOCKS

Corn stocks in all positions on March 1, 2025 totaled 8.15 billion bushels, down 2 percent from March 1, 2024. Of the total stocks, 4.50 billion bushels were stored on farms, down 11 percent from a year earlier. Off-farm stocks, at 3.65 billion bushels, are up 12 percent from a year ago. The December 2024 - February 2025 indicated disappearance is 3.92 billion bushels, compared with 3.82 billion bushels during the same period last year.

Soybeans stored in all positions on March 1, 2025 totaled 1.91 billion bushels, up 4 percent from March 1, 2024. Soybean stocks stored on farms are estimated at 877 million bushels, down 6 percent from a year ago. Off-farm stocks, at 1.03 billion bushels, are up 13 percent from last March. Indicated disappearance for the December 2024 - February 2025 quarter totaled 1.19 billion bushels, up 3 percent from the same period a year earlier.

All wheat stored in all positions on March 1, 2025 totaled 1.24 billion bushels, up 14 percent from a year ago. On-farm stocks are estimated at 307 million bushels, up 13 percent from last March. Off-farm stocks, at 930 million bushels, are up 14 percent from a year ago. The December 2024 - February 2025 indicated disappearance is 336 million bushels, 1 percent above the same period a year earlier.

GRAIN CRUSH AND CO-PRODUCTS PRODUCTION

Total corn consumed for alcohol and other uses was 465 million bushels in February 2025. Total corn consumption was down 10 percent from January 2025 and down 6 percent from February 2024. February 2025 usage included 92.6 percent for alcohol and 7.4 percent for other purposes. Corn consumed for beverage alcohol totaled 3.04 million bushels, up 7 percent from January 2025 but down 33 percent from February 2024. Corn for fuel alcohol, at 421 million bushels, was down 10 percent from January 2025 and down 5 percent from February 2024. Corn consumed in February 2025 for dry milling fuel production and wet milling fuel production was 91.9 percent and 8.1 percent, respectively.

OILSEED CRUSH, PROD, CONSUMPTION, AND STOCKS

Soybeans crushed for crude oil was 5.67 million tons (189 million bushels) in February 2025, compared with 6.38 million tons (213 million bushels) in January 2025 and 5.80 million tons (193 million bushels) in February 2024. Crude oil produced was 2.24 billion pounds, down 11 percent from January 2025 and down 2 percent from February 2024. Soybean once refined oil production at 1.61 billion pounds during February 2025 decreased 6 percent from January 2025 and decreased 1 percent from February 2024.

MISSOURI WEEKLY HAY SUMMARY 4/3/2025

Severe weather and heavy rains over several days prevented any field work from taking place this week. Priorities shifted as many were dealing with flooding along with wind and even some tornado damage. Hay prices continue to hold mostly steady even as feeding days are quickly winding down and turn out is beginning in some areas. Hay demand is light and the supply of hay is moderate. The Missouri Department of Agriculture has a hay directory at <https://apps.mda.mo.gov/haydirectory> or visit the University of Missouri Extension feed stuff finder at <https://feedstufffinder.org>

Alfalfa - Supreme 250.00-300.00, small square 8.00-12.00 per bale
Alfalfa - Premium 200.00-250.00
Alfalfa - Good 150.00-200.00, small square 6.00-10.00 per bale
Alfalfa - Fair 125.00-150.00
Mixed grass - Good/Premium 125.00-200.00
Mixed grass-Fair/Good 80.00-125.00, small square 3.50-8.00 per bale
Mixed grass - Fair 25.00-50.00 per large round bale
Wheat straw - 4.00-7.00 per small square bale
Corn Stalks - 10.00-25.00 per large round bale

Please Note: The above volumes (tonnage, acres, and bales) listed are for confirmed trades only, it does not include estimated volume (tonnage) for bids or offers to the trade. List your hay for sale at: [Hay Listing Online Form](#). Explanation of Hay Quality Guidelines: [Hay Quality Designation Guidelines](#). Glossary of Terms: [Livestock, Poultry, & Grain Hay Terms](#)

MISSOURI WEEKLY SHEEP/GOAT AUCTION SUMMARY

Receipts: 1,183 Week Ago: 778 Last Year: 915

SHEEP: Feeder lambs Small and Medium 1-2 hair pkg 22 lbs 386.00; 30-40 lbs 240.00-314.00; 40-50 lbs 255.00-305.00; pkg 50 lbs 295.00.

Slaughter lambs Choice and Prime 1-3 w/s pkg 82 lbs 315.00; 110-115 lbs 230.00-245.00. Choice and Prime 1-3 hair 50-60 lbs 285.00-325.00; 60-90 lbs 265.00-310.00; 100-110 lbs 220.00-257.50. Choice 1-3 hair 50-80 lbs 260.00-287.50; pkg 113 lbs 185.00. Good 1-2 hair 50-60 lbs 227.50-255.00; 60-70 lbs 240.00-255.00; pkg 84 lbs 222.50.

Slaughter ewes Utility and Good 1-3 135-205 lbs 105.00-115.00. Good 2-3 hair 100-175 lbs 115.00-120.00. Utility and Good 1-3 hair 130-185 lbs 105.00-115.00.

Slaughter bucks 1-2 hair pkg 134 lbs yearlings 165.00; 150-180 lbs 145.00-155.00; pkg 158 lbs yearlings 147.50.

Replacement ewes Small and Medium 1-2 hair 2-4 yrs 95-120 lbs exp 135.00-155.00. Families Small and Medium 1-2 2-4 yrs 100-110 lbs exp with baby lambs 220.00-375.00/fam; 4-6 yrs 95-125 lbs exp with baby lambs 180.00-320.00/fam.

GOATS: Feeder kids Selection 1 30-40 lbs 352.50-385.00; 40-50 lbs 365.00-435.00, fancy 525.00; pkg 52 lbs 435.00. Selection 2 20-30 lbs 313.00-340.00; 30-45 lbs 295.00-352.00. Selection 3 30-40 lbs 175.00-233.00, pygmies 175.00-185.00.

Slaughter kids Selection 1 50-70 lbs 385.00-435.00; pkg 75 lbs 345.00. Selection 2 50-80 lbs 290.00-355.00.

Slaughter nannies/does Selection 1-2 70-80 lbs 117.50-187.50; 80-100 lbs 135.00-205.00; 100-145 lbs 120.00-150.00; 155-160 lbs 175.00-185.00.

Slaughter bucks/billies Selection 1-2 100-160 lbs 190.00-270.00.

Wethers Selection 1-2 pkg 73 lbs 317.50; 93 lbs 330.00-340.00; 135-140 lbs 180.00-280.00. Wether kids Selection 1 55-80 lbs 322.50-365.00. Selection 2 pkg 55 lbs 245.00; pkg 62 lbs 335.00.

Replacement nannies/does Selection 1-2 1-2 yrs 65-85 lbs exp 205.00-280.00; 2-4 yrs 65-125 lbs exp 200.00-240.00; 4-6 yrs 100-140 lbs exp 195.00-205.00.

Families Selection 1-2 1-2 yrs 72 lbs exp with baby kids 250.00/fam; 2-4 yrs 70-90 lbs exp with baby kids 230.00-360.00/fam; 2-4 yrs 84 lbs with 20-40 lb exp kids 270.00/fam.

Explanatory Notes: Stage - Represents estimated lambing/kidding period (Open, Exp=exposed, Bred, Fall = Sep-Nov, Win = Dec-Feb, Spr = Mar-May, Sum=Jun-Aug; w/s = woolled and shorn; /hd= per head; /fam=per family
All price CWT unless otherwise noted.

MISSOURI DROUGHT MONITOR

Date	None	D0	D1	D2	D3	D4
4/1/25	28.08	48.48	20.76	2.68	0	0
3/18/25	38.03	42.56	17.88	1.53	0	0
4/2/24	33.45	30.37	27.70	2.67	0	0

Reflects percentage of Missouri impacted by drought. D0 Abnormally Dry; D1 Moderate Drought; D2 Severe Drought; D3 Extreme Drought; D4 Exceptional Drought

NATIONAL DIRECT DELIVERED FEEDER PIG REPORT

4/4/25 Receipts: 113,295 Week ago: 103,907 Year Ago: 88,187

Early weaned pigs 3.00 lower and feeder pigs 6.00 lower.

Cash 57,825 head 38.00-55.00, weighted average 47.58

Formula 43,214 head 44.85-58.66, weighted average 51.37

Feeder pigs 40 pounds basis:

Cash 12,256 head 90.00-102.00, weighted average 93.32

NATIONAL DAILY DIRECT PRIOR DAY HOG REPORTS 4/4/25

BARROWS AND GILTS (Carcass Basis): 3,432 head
Base Carcass Price 84.00-91.00, weighted average 87.91

SOWS (Live Basis): 7,713 head
300-500 lbs. 26.00-88.00
Over 500 lbs. 55.65-88.00

MISSOURI WEEKLY DIRECT SLAUGHTER CATTLE REPORT 4/4/25

Weekly Receipts: 400 Week ago: 320 Year ago: 280

Trading as of Friday morning, dressed sales steady and grid dressed sales 2.00 lower.

LIVE STEERS & HEIFERS: DRESSED STEERS & HEIFERS:
No sales reported 5 loads flat Fri 335.00

GRADE AND EIGHT (Grid): 5 loads Fri morning 340.00

Click here for the current [National Crop Progress](#)

Click here for the current [Missouri Crop Progress](#)

The current hay directory can be found at: [Hay Directory](#).