

Weekly Market Summary

Published by:
Missouri Department of Agriculture
Ag Business Development Division
Market News Program



Chris Chinn, Director
Jill Wood, Division Director
Tony Hancock, Editor
<http://www.ams.usda.gov/marketnews.htm>
<http://www.ams.usda.gov/marketnews.htm>

Michael Kehoe, Governor

Volume XLV, Number 48 ♦ P.O. Box 630, Jefferson City, MO 65102 ♦ (573) 751-4211 ♦ Mon, Dec 01, 2025

MISSOURI WEEKLY FEEDER CATTLE WEIGHTED AVERAGE REPORT

Feeder Cattle Receipts: 20,049 Week ago: 25,491 Year ago: 26,375
Steers and Heifers Medium and Large 1—Weighted average weights and prices

STEERS: Medium and Large 1

340 lbs. 470.50	528 lbs. 407.70	721 lbs. 332.75	914 lbs. 302.01
369 lbs. 445.57	566 lbs. 392.63	764 lbs. 338.95	962 lbs. 312.00
439 lbs. 450.91	622 lbs. 373.35	825 lbs. 319.08	
470 lbs. 436.80	675 lbs. 349.58	874 lbs. 318.72	

HEIFERS: Medium and Large 1

328 lbs. 399.47	522 lbs. 354.55	721 lbs. 325.08
380 lbs. 390.34	573 lbs. 348.75	776 lbs. 294.43
424 lbs. 379.85	630 lbs. 330.59	831 lbs. 282.81
468 lbs. 380.28	672 lbs. 338.21	865 lbs. 282.23

MISSOURI STEER (HEIFER) STOCKER FORMULA 12/01/2025

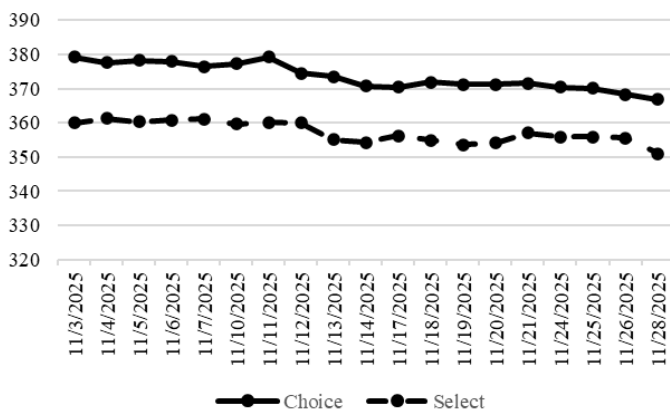
Monday's Missouri Stocker formula consists of **3439 (2575)** head with a weighted average weight of **557.85 (539.83)** lbs. and a price value of **380.17 (343.95)**, 12.02 lower (10.75 lower) than a week ago.

This a rolling seven day calculated weighted value which combines all Feeder Steers reported by MDA/USDA Market News Service weighing from 400-649 lbs. in the Medium and Large 1 and Medium and Large 1-2 frame and muscle classifications, including all comment cattle except Brahman X. Heifer values are in parentheses.

NATIONAL BOXED BEEF CUTOUT VALUES

DATE	CHOICE	SELECT	TOTAL LOADS
11/26	368.28	355.51	175
11/25	370.09	355.93	215
11/24	370.49	355.51	120
11/21	371.48	356.98	145
11/20	371.28	354.18	116
5 Day Simple Average	370.33	355.62	

Boxed Beef Cuts November 2025



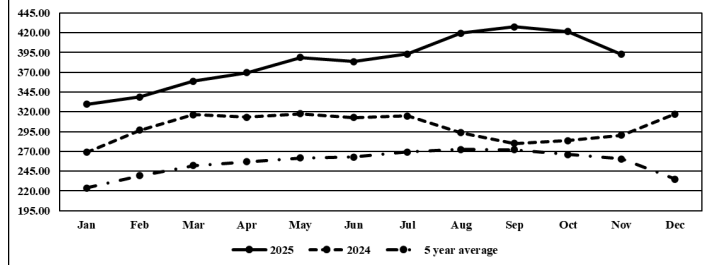
*Axis value ranges may be updated to reflect data points.

WEEKLY LIVESTOCK SLAUGHTER 11/29/25

	CATTLE	HOGS	SHEEP
Week to Date:	501,000	2,163,000	34,000
Last Week:	585,000	2,609,000	37,000
Last Year:	532,898	2,284,423	34,004

The Weekly Market Summary, as well as historical summaries, are available on our website <https://agmarketnews.mo.gov/summaries>
Market News Hotline: 1-573-522-9244
Check out the latest updates on our YouTube Channel: [MDA Market News](https://www.youtube.com/channel/UCM4M4M4M4M4M4M4M4M4M4M4)

Missouri Stocker Formula - Steers



*Graph is updated the first Monday of each month. Axis value ranges may be updated to reflect data points.

MISSOURI WEEKLY CATTLE AUCTION SUMMARY

Total Receipts: 24,144 Week Ago: 30,927 Year Ago: 30,118

Compared to last week, feeders sold 10.00-20.00 lower. The supply of feeders was moderate, although several barns remained dark for the holiday week, other special sales around the state picked up some of the slack and made for a decent total for a holiday week. The first snow of the year fell across much of the northern part of the state over the weekend. Some areas had official totals just over 10 inches before snow turned to rain. Bitter cold following made for some crunchy feeding to start the week off. In the south perception was in the form of rain which made for some muddy feeding in places that haven't froze solid yet. Another round predicted to start of December is in the forecast also. If the ground will freeze the cold should help the health of many calves that have recently been pulled away from their mothers. Cattle futures saw some big daily movements nearly every trading day last week but ended on a strong note as a Thanksgiving treat. Although it was not a true apple to apples comparison of truly like kinds, the post-holiday calf special at Green City Livestock Market benefited and did not see the declines seen at pre-holiday sales. Stick out sales this week included several drafts from the two Thanksgiving special sales at Green City Livestock Market. 31 head of 449 lb. steers sold for 475.00, 29 head of 554 lb. steers sold for 466.00; 26 head of 604 lb. steers sold for 422.50, a load of 810 lb. steers sold for 331.50 and a load of 906 lb. steers sold for 317.50. Callaway Livestock Center sold a load of 760 lb. steers for 349.50. Joplin Regional Stockyards sold 428 head of 880 lb. steers for 326.50. Eastern Missouri Commission Company head a special replacement sale on Saturday the top lots of fancy bred heifers selling from 5500.00-5900.00 per head. Boxed beef cutout values closed lower for the week. Choice closed on Friday at 366.82, down 4.66 and select closed at 351.05, down 5.93 compared to last week. Negotiated feedlot sales as of the 2:00 cutoff time on Friday afternoons report came in just under 54K head. Prices were sharply lower for the week. Live sales in the south were reported mostly 215.00-220.00, in the north ranged from 208.00-215.00 and dressed sales 328.00-330.00. The Missouri Stocker formula consists of 3439 head with a weighted average weight of 557.85 lbs. and a price value of 380.17, 12.02 lower than last week. The steer/heifer spread is 36.22.

SOUTHWEST MISSOURI WEEKLY SUMMARY(Joplin, Springfield, Exeter)
Receipts: 9,543 Week ago: 13,161 Year Ago: 13,270

Compared to last week, feeders sold 5.00 to 20.00 lower. Slaughter cows were mixed from 1.00 lower to 7.00 higher.

FEEDER STEERS:

Medium and Large 1

300-400 lbs. 430.00-460.00
400-500 lbs. 405.00-455.00
500-600 lbs. 365.00-417.00
600-700 lbs. 330.00-370.00
700-800 lbs. 321.00-352.00
800-900 lbs. 304.00-333.50
900-1000 lbs. 290.50-312.00**FEEDER HEIFERS:**

Medium and Large 1

300-400 lbs. 375.00-420.00
400-500 lbs. 350.00-365.00
500-600 lbs. 325.00-348.00
600-700 lbs. 318.00-342.00
700-800 lbs. 289.00-339.00
800-900 lbs. 278.50-285.00**FEEDER HOLSTEIN STEERS**

Large 3

Scarce

SLAUGHTER COWS: Breaking and Boning (70-85% lean) 142.50-162.00; high dressing 155.00-188.00; low dressing 125.00-145.00 Lean (85-90%) 122.00-149.00; high dressing 142.50-155.00; low dressing 102.50-127.00**SLAUGHTER BULLS:** Yield

Grade 1-2 1283-2245 lbs. 175.00-197.00; high dressing 192.50-218.00; low dressing 168.00-179.00

BRED COWS: Medium and Large 1 1180-1305 lbs. 2-8 yrs 1st stage 2800.00-3350.00

Medium and Large 1-2 750-1515 lbs. 2-8 yrs. 1st stage 1500.00-2500.00; 2-8 yrs 2nd-3rd stage 1900.00-3000.00; Over 8 yrs. 2nd-3rd stage 1750.00-2600.00

COW CALF PAIRS: Medium and Large 1-2 with 150-300 lb. calves 2-8 yrs. Open 3750.00**BRED HEIFERS:** Scarce**SOUTH CENTRAL MISSOURI WEEKLY SUMMARY**(West Plains, Phillipsburg)
Receipts: 1,753 Week ago: 2,930 Year Ago: 2,653

Compared to last week, calves sold 10.00-20.00 lower, yearlings sold 5.00-10.00 lower. Slaughter cows and bulls sold steady.

FEEDER STEERS:

Medium and Large 1

350-400 lbs. 435.00-465.00
450-500 lbs. 400.00-435.00
500-600 lbs. 362.50-400.00
600-650 lbs. 340.00-349.00
700-750 lbs. 328.00**FEEDER HEIFERS:**

Medium and Large 1

300-400 lbs. 367.50-410.00
400-500 lbs. 352.50-367.00
500-600 lbs. 315.00-340.00
600-650 lbs. 304.00**FEEDER HOLSTEIN STEERS:**

Large 3

Scarce

SLAUGHTER COWS: Breaking and Boning (70-85% lean) 148.00-159.00; high dressing 159.00-174.00; low dressing 131.00-145.00 Lean (85-90%) 124.00-143.00; high dressing 146.00-161.00; low dressing 105.00-122.00**SLAUGHTER BULLS:** Yield

Grade 1-2 1245-2230 lbs. 175.00-189.00; high dressing 191.00-200.00; low dressing 153.00-172.00

BRED COWS: Medium and Large 1-2 1170-1439 2nd-3rd stage 2-8 yrs 2400.00-3350.00; Over 8 yrs. 2300.00**COW CALF PAIRS:** Scarce**WEST CENTRAL MISSOURI WEEKLY SUMMARY**(Kingsville, Windsor, Butler, Osceola) (w/e 11/21/25)
Receipts: 6,125 Week ago: 4,777 Year ago: 4,355

Compared to last week, feeders were uneven from 10.00 lower to 10.00 higher, Slaughter cows sold 3.00 lower to 3.00 higher.

FEEDER STEERS:

Medium and Large 1

300-400 lbs. 445.00-530.00
400-500 lbs. 425.00-510.00
500-600 lbs. 360.00-460.00
600-700 lbs. 345.00-394.00
700-800 lbs. 330.00-345.50
800-900 lbs. 335.25-365.00
900-1000 lbs. 291.00-306.50**FEEDER HEIFERS:**

Medium and Large 1

300-400 lbs. 382.00-445.00
400-500 lbs. 370.00-435.00
500-600 lbs. 323.00-390.00
600-700 lbs. 303.00-370.00
700-800 lbs. 295.00-355.50
800-850 lbs. 324.50-334.00**SLAUGHTER BULLS:** Yield

Grade 1-2 1084-2335 lbs. 170.00-205.00; high dressing 194.00-212.00; low dressing 150.00-174.00

SLAUGHTER COWS: Breaking and Boning (70-85% lean) 138.00-

169.00; high dressing 155.00-177.00; low dressing 130.00-150.00 Lean (85-90%) 118.00-153.00; low dressing 85.00-126.00

BRED COWS: Medium and Large 1-2 1160-1630 lbs. 2-8 yrs. 2nd-3rd stage 2400.00-3000.00**COW & CALF PAIRS:** Scarce**NORTHEAST MISSOURI WEEKLY SUMMARY**(Bowling Green, Kingdom City, Palmyra)
Receipts: 4,071 2 Weeks ago: 2,941 Year ago: 4,473

Compared to last week, steer and heifer calves under 700 lbs. sold mostly 10.00-20.00 lower with yearlings steers and heifers weighing over 700 lbs. selling mostly 20.00-25.00 lower. Slaughter cows sold steady.

FEEDER STEERS:

Medium and Large 1

300-400 lbs. 412.50-477.50
400-500 lbs. 397.50-427.00
500-600 lbs. 358.00-406.00
600-700 lbs. 325.50-360.00
700-800 lbs. 324.00-349.50
850-900 lbs. 307.50-311.00**FEEDER HEIFERS:**

Medium and Large 1

300-400 lbs. 372.50-440.00
400-500 lbs. 360.00-410.00
500-600 lbs. 321.00-385.00
600-700 lbs. 310.00-345.00
700-750 lbs. 287.00-324.00**SLAUGHTER BULLS:** Yield

Grade 1-2 1435-2480 lbs. 184.00-199.00; high dressing 200.00-208.00; low dressing 157.00-185.00

SLAUGHTER COWS: Breaking and Boning, (70-85% lean) 146.00-

158.00; high dressing 158.00-166.00; low dressing 134.00-146.00 Lean (85-90%) 138.00-149.00; low dressing 120.00-134.00

SLAUGHTER STEERS: Choice

2-3 202.50-220.00;

SLAUGHTER HEIFERS: Choice

2-3 204.50-222.00

BRED COWS: Medium and Large 1 1282-1440 lbs. 2-8 yrs.

2nd stage 4300.00-4600.00; 3rd stage 4050.00-4200.00

COW CALF PAIRS: Medium and Large 1 with 150-300 lb. calves

Over 5 years old Open 3750.00-4300.00

NORTH CENTRAL MISSOURI WEEKLY SUMMARY(Macon, Unionville, Green City, New Cambria)
Receipts: 6,993 Week ago: 800 Year ago: 1,086

Compared to the last tested market, pre-holiday sales sold mostly 10.00-20.00 lower, a special calf sale post-holiday sold 10.00-25.00 higher. Slaughter cows sold steady.

*Some sale barns on a bi-weekly schedule and may not have a sale each week.

FEEDER STEERS:

Medium and Large 1

400-500 lbs. 417.50-490.00
500-600 lbs. 370.00-477.00
600-700 lbs. 344.00-422.50
700-800 lbs. 320.00-350.00
800-900 lbs. 313.00-329.75
900-950 lbs. 305.00-317.50**FEEDER HEIFERS:**

Medium and Large 1

350-400 lbs. 432.50
400-500 lbs. 358.00-437.50
500-600 lbs. 314.00-416.00
600-700 lbs. 305.00-363.00
700-750 lbs. 278.00-333.00
800-850 lbs. 280.50**SLAUGHTER BULLS:** Yield

Grade 1-2 1490-2215 lbs. 176.00-195.00; low dressing 157.00-181.00

SLAUGHTER COWS: Breaking and Boning, (70-85% lean) 135.00-

163.00; high dressing 140.00-169.00; low dressing 131.00-150.00 Lean (85-90%) 130.00-151.00; low dressing 110.00-134.00

BRED COWS: Scarce**COW CALF PAIRS:** Scarce

SOUTHEAST MISSOURI WEEKLY SUMMARY

(Jackson and Farmington) (w/e 11/21/25)

Receipts: 1,272 Week ago: 1,141 Year ago: 1,687

Compared to last week, feeders were mixed 14.00 lower to 16.00 higher. Slaughter cows and bulls 2.00-3.00 higher.

FEEDER STEERS:

Medium and Large 1

300-400 lbs. 380.00-447.00
400-500 lbs. 375.00-432.00
500-600 lbs. 355.00-397.00
600-700 lbs. 302.00-375.00
700-800 lbs. 307.00-317.00
800-850 lbs. 305.00-310.00

FEEDER HEIFERS:

Medium and Large 1

300-400 lbs. 357.00-405.00
400-500 lbs. 330.00-400.00
500-600 lbs. 300.00-375.00
600-700 lbs. 310.00-340.00
700-800 lbs. 280.00-338.00
850-900 lbs. 285.00-295.00

SLAUGHTER BULLS: Yield
Grade 1-2 1305-2350 lbs 159.00-
175.00, high dressing 177.00-
201.00

SLAUGHTER COWS: Breaking
and Boning (75-85% lean)
139.50.00-154.00; high dressing
155.00-167.00; low dressing
125.00-137.00; Lean (85-90%
lean) 110.00-127.00; high dressing
127.00-150.00

BRED COWS: Medium and Large
2 1020-1495 lbs 2-8 yrs 2nd stage
1600.00-2300.00 per head

COW & CALF PAIRS: Scarce

EAST CENTRAL MISSOURI WEEKLY SUMMARY

(Cuba, Vienna) (w/e 11/21/25)

Receipts: 2,177 Week Ago: 2,481 Year ago: 1,837

Compared to last week, feeders sold uneven from 10.00 lower to 10.00 higher. Slaughter cows and bulls sold steady to 5.00 higher.

FEEDER STEERS:

Medium and Large 1

300-400 lbs. 470.00-497.50
400-500 lbs. 423.00-479.00
500-600 lbs. 381.00-446.00
600-700 lbs. 356.00-399.00
700-800 lbs. 335.00-341.00
800-900 lbs. 319.00-323.00

FEEDER HEIFERS:

Medium and Large 1

300-400 lbs. 416.00-420.00
400-500 lbs. 394.00-422.50
500-600 lbs. 350.00-379.00
600-700 lbs. 329.00-342.00
700-800 lbs. 326.00-330.00
800-850 lbs. 307.00

SLAUGHTER BULLS: Yield
Grade 1-2 1290-2130 lbs 160.00
-188.00; low dressing 142.00-
169.50

SLAUGHTER COWS: Breaking
and Boning, (70-85% lean) 141.00-
160.50, high dressing 153.00-
179.00; Lean (85-90%) 127.00-
142.00, high dressing 140.00-
155.00, low dressing 109.00-
129.00

BRED COWS: Medium and
Large 1, 1248 lbs., 5-8 yrs., 2nd
stage, 3225.00 per head; Medium
and Large 1-2, 1308-1345 lbs.,
Over 5 yrs., 2nd stage, 2550.00-
2700.00

BRED HEIFERS: Medium and
Large 1 901-1282 lbs., Under 2
yrs., 1st stage, 3425.00; 2nd stage
4000.00-4275.00.

NORTHWEST MISSOURI WEEKLY SUMMARY

(Tina)

Receipts: 1,784 Last reported: 1,901 Year ago: 1,503

Compared to last week, feeders traded mostly 15.00-20.00 lower on a light test with cattle futures putting pressure on the markets. Slaughter cows and bulls traded steady.

FEEDER STEERS:

Medium and Large 1

450-500 lbs. 418.00
500-600 lbs. 375.00-417.50
600-700 lbs. 322.50-384.00

FEEDER HEIFERS:

Medium and Large 1

350-400 lbs. 420.00
450-500 lbs. 380.50
500-600 lbs. 338.00-376.00
600-650 lbs. 321.00

SLAUGHTER BULLS: Yield
Grade 1-2 1690-2095 lbs. 170.00-
190.50

SLAUGHTER COWS: Breaking
and Boning, (70-85% lean) 144.00-
158.50, high dressing 155.00-
162.50, low dressing 139.50-
148.00; Lean (85-90%) 130.00-
139.00, high dressing 142.00-
150.00, low dressing 120.00-125.50

BRED COWS: Medium and
Large 1 2-4 yrs. 2nd-3rd stage
3400.00-4100.00; 5-8 yrs. 2nd-
3rd stage 2800.00-3750.00

COW/CALF PAIRS: Medium and
Large 1 150-300 lb. calves 5-8 yrs.
Open 4050.00-5400.00

AFTERNOON NATIONAL SLAUGHTER CATTLE REVIEW

So far for Friday, negotiated cash trade has been moderate on moderate to good demand in the Texas Panhandle. Compared to Tuesday, live purchases have been 5.00 higher at 220.00. Negotiated cash trade in Kansas has been moderate on good demand. Compared to last week, live purchases have been 2.00-4.00 lower from 220.00-220.50, mostly 220.00. Negotiated cash trade has been limited on moderate demand in the Western Cornbelt. There has been a few live purchases at 215.00, but not enough for an adequate market test. The last established market test in the Western Cornbelt was Tuesday with live purchases from 208.00-210.00 and dressed purchases from 328.00-330.00. Negotiated cash trade has been inactive on light to moderate demand in Nebraska. The last established market test in Nebraska was Tuesday with live purchases at mostly 210.00 and dressed purchases at 330.00.

Negotiated Cash Sales:

Confirmed:	6,193	Week Ago:	1,707	Year Ago:	2,183
Week to date:	53,526	Week Ago:	55,903	Year Ago:	76,972

<u>Live Basis</u>	<u>Steers</u>	<u>Heifers</u>
Over 80% Choice	215.00-220.50 avg 217.28	215.00-220.00 avg 217.34
65-80% Choice	220.00-220.50 avg 220.12	220.00-220.00 avg 220.00
35-65% Choice	216.00-220.00 avg 218.36	-
0-35% Choice	-	-
Total All Grades	215.00-220.50 avg 219.10	215.00-220.00 avg 218.11
<u>Dressed Basis</u>		
Over 80% Choice	-	-
65-80% Choice	-	-
35-65% Choice	-	-
0-35% Choice	-	-
Total All Grades	-	-

<u>All Beef Type Steers/Heifers</u>	<u>Head</u>	<u>Avg Wt</u>	<u>Price Range</u>	<u>Wtd Avg</u>
Live FOB	6,155	1,470.7	215.00-220.50	219.13
Live Del	38	1,425.0	214.00-214.00	214.00
Dressed Del	-	-	-	-
Dressed FOB	-	-	-	-

WEEKLY COMMODITY FUTURES TRENDS

Compared to last week, Live Cattle 1.12 to 5.65 higher, Lean Hogs 2.80 to 3.60 higher, Feeder Cattle 9.75 to 12.23 higher.

Daily Futures Closes

	Mon.	Tues.	Wed.	Thu.	Fri.
Cattle				Holiday	
Dec	207.20	207.00	211.02		215.57
Feb	207.52	207.32	212.92		217.85
Apr	207.90	208.57	214.25		219.55
Jun	201.72	203.37	208.95		214.40
Aug	198.37	200.75	205.70		211.27
Lean Hogs				Holiday	
Dec	78.20	78.45	80.42		80.60
Feb	79.17	79.00	81.37		81.00
Apr	82.52	82.95	85.35		84.90
May	85.75	86.52	88.72		88.17
Jun	93.95	94.97	97.15		96.75
Fdr Cattle				Holiday	
Jan	304.97	307.07	315.12		323.97
Mar	297.80	300.87	309.05		317.85
Apr	296.10	299.40	307.70		316.62
May	294.07	297.40	305.85		314.57
Aug	294.17	298.07	306.40		315.65
Milk				Holiday	Closed
Nov	17.18	17.19	17.20		
Dec	16.19	15.93	15.87		
Jan	15.20	15.11	15.18		

WEEKLY COMMODITY GRAIN FUTURES TRENDS

Compared to last week, Soybeans 0.12 to 0.17 higher, Wheat 0.02 lower to 0.04 higher, Corn 0.09 to 0.11 higher, KC Wheat 0.02 lower to 0.05 higher, Soybean Meal 0.50 to 0.90 lower.

Daily Grain Futures Closes

	Mon.	Tues.	Wed.	Thu.	Fri.
Soybeans				Holiday	
Jan	1123 1/4	1124 3/4	1131 1/2		1137 3/4
Mar	1132	1134 3/4	1140 3/4		1146
May	1142	1145	1150 1/2		1155 1/4
Jul	1149 1/2	1153 1/4	1158 1/2		1163 1/2
Aug	1140 1/2	1144	1148		1155 1/4
Wheat				Holiday	
Dec	522 1/4	527 1/4	529		531
Mar	534 3/4	539 1/4	540 1/2		538 1/2
May	543 1/4	547 1/2	549 1/4		546 3/4
Jul	551 1/2	555 1/2	557 3/4		555
Sep	563 3/4	567 1/2	570		567 3/4
Corn				Holiday	
Dec	423 3/4	423 1/2	431 3/4		435 1/2
Mar	436 3/4	438 1/4	445 1/4		447 3/4
May	444 1/4	446 3/4	453		455 3/4
Jul	450 1/2	452 3/4	458		461 1/4
Sep	447 1/2	449 1/4	453 1/4		456 1/2
KC Wheat				Holiday	
Dec	507 1/4	513 1/4	517 1/4		517 3/4
Mar	522 1/4	528 1/4	530		527 1/2
May	534	539 1/2	542		539
Jul	546 1/4	550 1/2	553 3/4		551
Sep	560 3/4	565	568 1/4		565 1/2
SB Meal				Holiday	
Dec	314.20	317.00	317.10		314.40
Jan	318.30	320.40	320.40		318.70
Mar	324.10	326.10	325.90		324.20
May	329.70	331.70	331.60		329.60
Jul	335.20	337.20	337.20		334.80

MISSOURI GRAIN WEEKLY TRENDS

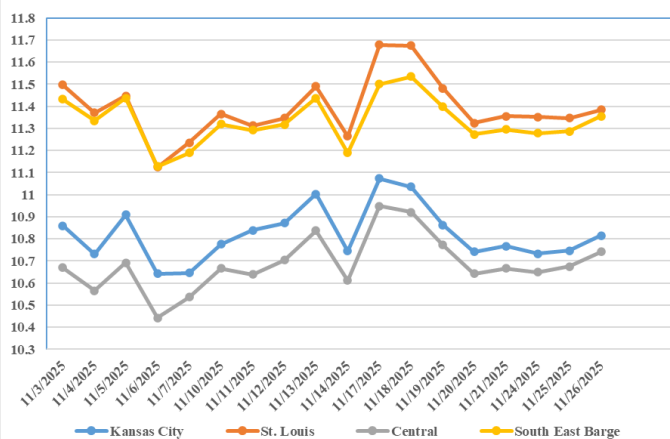
Compared to last week, Soybeans unchanged to 0.06 higher, Wheat unchanged to 0.28 higher, Corn 0.06 to 0.11 higher, Sorghum 0.06 higher.

Area	#1 Soybeans	#2 Soft Wheat	#2 Corn	#2 Grain Sorghum
Kansas City				
Friday**	10.60-11.05	5.02	4.25	3.50
Monday	10.58-10.98	4.97	4.23	3.48
Tuesday	10.59-10.99	5.02	4.23	3.48
Wednesday	10.66-11.06	5.04	4.31	3.56
Thursday	Holiday	Holiday	Holiday	Holiday
Friday	Holiday	Holiday	Holiday	Holiday
St. Louis				
Friday**	11.33-11.38	5.01-5.49	4.40	4.10
Monday	11.34-11.36	4.96-5.42	4.38-4.40	4.08
Tuesday	11.31-11.37	5.27-5.47	4.39-4.42	4.08
Wednesday	11.38	5.29-5.49	4.51	4.16
Thursday	Holiday	Holiday	Holiday	Holiday
Friday	Holiday	Holiday	Holiday	Holiday
Central				
Friday**	10.60-10.70	4.77	3.95-4.00	—
Monday	10.58-10.68	4.72	3.93-3.98	—
Tuesday	10.62-10.69	4.77	3.95-3.98	—
Wednesday	10.69-10.76	4.79	4.02-4.06	—
Thursday	Holiday	Holiday	Holiday	—
Friday	Holiday	Holiday	Holiday	—
S.E. MO				
Friday**	11.28-11.30	—	4.37-4.40	—
Monday	11.26-11.28	—	4.32-4.38	—
Tuesday	11.27-11.29	—	4.37-4.38	—
Wednesday	11.34-11.36	—	4.44-4.46	—
Thursday	Holiday	—	Holiday	—
Friday	Holiday	—	Holiday	—

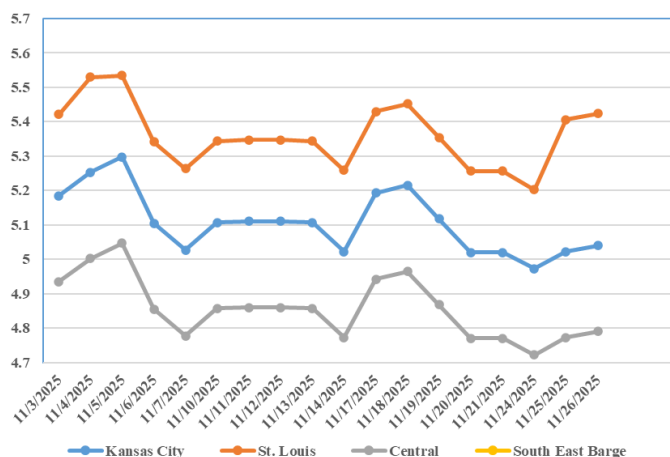
(PRICES PER BUSHEL) *NEW CROP **PREVIOUS WEEK'S PRICES
*Bids calculated using Kansas City, St. Louis, and St. Joseph bids

MONTHLY GRAIN CROP

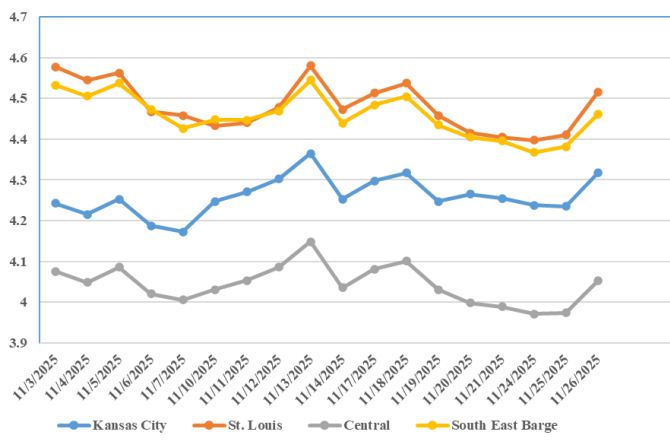
November 2025 Soybean Bids



November 2025 Wheat Bids



November 2025 Corn Bids



*Axis value ranges may be updated to reflect data points.
Only dates in which markets are trading and only current cash bids are represented.

WHOLESALE FEEDSTUFFS PRICES 11/21/25 (DOLLARS PER TON-BULK BASIS)

Area	Cottonseed Meal 41%	Soybean Meal 46.5-48%	Corn Gluten Pellets 21%	Wheat Middlings
Kansas City	295.00	311.50	213.67	196.67
St. Louis	290.00	N/A	198.00	167.50

MISSOURI CROP PROGRESS REPORT 11/23/25

There were 6.7 days suitable for fieldwork in the week ending Nov 23, 2025. Topsoil moisture supply was rated 7 percent very short, 29 percent short, 60 percent adequate, and 4 percent surplus. Subsoil moisture supply was rated 13 percent very short, 34 percent short, 51 percent adequate, and 2 percent surplus. Corn Harvest is at 96 percent complete, compared to the 5 year average of 97 percent. Winter wheat planted is at 91 percent which compares to the 5 year average of 95 percent. Winter wheat emerged is at 69 percent, compared to the 5 year average of 84 percent. Winter wheat condition was rated 0 percent very poor, 3 percent poor, 39 percent fair, 55 percent good, and 3 percent excellent.

	Week Ending			
	11/23/24	11/16/25	11/23/25	5 yr average
Corn Harvested	98	92	96	97
Winter Wheat Planted	95	82	91	95
Winter Wheat Emerged	81	56	69	84

BROILER HATCHERY

Broiler-Type Eggs Set in the United States Down 1 Percent

Hatcheries in the United States weekly program set 248 million eggs in incubators during the week ending November 22, 2025, down 1 percent from a year ago. Average hatchability for chicks hatched during the week in the United States was 79.8 percent. Average hatchability is calculated by dividing chicks hatched during the week by eggs set three-weeks earlier.

Broiler-Type Chicks Placed in the United States Up 3 Percent

Broiler growers in the United States weekly program placed 191 million chicks for meat production during the week ending November 22, 2025, up 3 percent from a year ago. Cumulative placements from the week ending January 4, 2025 through November 22, 2025 for the United States were 9.02 billion. Cumulative placements were up 1 percent from the same period a year earlier.

MISSOURI WEEKLY HAY SUMMARY 11/14/2025

Not much has changed over the last couple of weeks, moisture has continued to elude the state, as the days have rolled on the growing season has come to an end with the first real cold snap of the year. Grain harvest is generally done for most and some fall tillage is taking place. The supply of hay is moderate, demand and movement has been moderate. Prices are mostly steady. The Missouri Department of Agriculture has a hay directory at <https://apps.mda.mo.gov/haydirectory> or visit the University of Missouri Extension feed stuff finder at <https://feedstufffinder.org>

Alfalfa - Supreme 250.00-300.00, small square 10.00-15.00 per bale
Alfalfa - Premium 175.00-225.00
Alfalfa - Good 150.00-175.00, small square 6.00-10.00 per bale
Alfalfa - Fair 125.00-150.00
Mixed Grass—Premium 150.00-200.00
Mixed grass - Good/Premium 100.00-150.00
Mixed grass-Fair/Good 75.00-125.00, small square 3.00-7.00 per bale
Mixed grass - Fair 20.00-50.00 per large round bale
Wheat straw - 4.00-7.00 per small square bale

Please Note: The above volumes (tonnage, acres, and bales) listed are for confirmed trades only, it does not include estimated volume (tonnage) for bids or offers to the trade. List your hay for sale at: [Hay Listing Online Form](#). Explanation of Hay Quality Guidelines: [Hay Quality Designation Guidelines](#). Glossary of Terms: [Livestock, Poultry, & Grain Hay Terms](#)

MISSOURI WEEKLY SHEEP/GOAT AUCTION SUMMARY 12/01/25

Receipts: 594 Week Ago: 5,519 Last Year: 940

SHEEP: Feeder Lambs: Small and Medium 1-2 hair 30-50 lbs 340.00-400.00. Slaughter Lambs: Choice and Prime 1-3 50-60 lbs 332.00-360.00; 60-70 lbs 300.00-322.00; 70-80 lbs 276.00-290.00; 100-120 lbs 205.00-212.00. Choice 1-3 hair 50-60 315.00-332.00; 80-90 lbs 247.00-247.50. Ewes Utility and Good 1-3 hair 80-125 lbs 100.00-122.50. Cull and Utility 1-2 hair 80-90 lbs 65.00-75.00. Bucks 1-2 hair 150-190 lbs 132.50-155.00. Replacement Ewes: Small and Medium 1-2 hair 2-4 yrs pkg 115 lbs exp 147.00.

GOATS: Feeder Kids: Selection 1 25-50 lbs 340.00-430.00. Selection 2 20-45 lbs 270.00-365.00. Slaughter Kids: Selection 1 50-55 lbs 335.00-370.00. Selection 2 50-70 lbs 230.00-310.00. Nannies Selection 1-2 60-70 lbs 132.50-150.00; 70-80 lbs 120.00-135.00; 80-90 lbs 130.00-170.00; 100-135 lbs 137.50-160.00. Bucks Selection 1-2 85-130 lbs 180.00-250.00.

Explanatory Notes: Stage - Represents estimated lambing/kidding period (Open, Exp=exposed, Bred, Fall = Sep-Nov, Win = Dec-Feb, Spr = Mar-May, Sum=Jun-Aug; w/s = woolled and shorn; /hd= per head; /fam=per family
All price CWT unless otherwise noted.

MISSOURI DROUGHT MONITOR

Date	None	D0	D1	D2	D3	D4
11/25/25	24.50	41.44	29.47	4.59	0.0	0.0
11/18/25	6.74	29.41	42.08	21.77	0.0	0.0
11/26/24	47.76	25.24	27.00	0.0	0.0	0.0

Reflects percentage of Missouri impacted by drought. D0 Abnormally Dry; D1 Moderate Drought; D2 Severe Drought; D3 Extreme Drought; D4 Exceptional Drought

NATIONAL DIRECT DELIVERED FEEDER PIG REPORT

11/28/25 Receipts: 127,990 Week ago: 95,125 Year Ago: 101,975
Early weaned pigs are unevenly steady and feeder pigs are mostly 2.00 higher.

Cash 66,041 head 49.00-76.00, weighted average 62.97

Formula 52,499 head 49.71-70.77, weighted average 59.62

Feeder pigs 40 pounds basis: Cash 9,450 head 78.00-92.00, weighted average 82.78

NATIONAL DAILY DIRECT PRIOR DAY HOG REPORTS 11/28/25

BARROWS AND GILTS (Carcass Basis): 2,368 head
Base Carcass Price 65.00-75.00, weighted average 73.19

SOWS (Live Basis): 4,535 head
300-500 lbs. 45.50-85.00
Over 500 lbs. 49.50-88.00

MISSOURI WEEKLY DIRECT SLAUGHTER CATTLE REPORT 11/21/25

Weekly Receipts: 0 Week ago: 0 Year ago: 340

Trading as of Friday morning is inactive as producers are passing lower bids.

LIVE STEERS & HEIFERS:

No sales reported.

DRESSED STEERS & HEIFERS:

No sales reported.

GRADE AND EIGHT (Grid): No sales reported.

Click here for the current [National Crop Progress](#)

Click here for the current [Missouri Crop Progress](#)

The current hay directory can be found at: [Hay Directory](#).