

# Weekly Market Summary

Published by:  
Missouri Department of Agriculture  
Ag Business Development Division  
Market News Program



Chris Chinn, Director  
Jill Wood, Division Director  
Tony Hancock, Editor  
[agmarketnews.mo.gov](http://www.ams.usda.gov/marketnews.htm)  
<http://www.ams.usda.gov/marketnews.htm>

Michael Kehoe, Governor

Volume XLV, Number 49 ♦ P.O. Box 630, Jefferson City, MO 65102 ♦ (573) 751-4211 ♦ Mon, Dec 08, 2025

## MISSOURI WEEKLY FEEDER CATTLE WEIGHTED AVERAGE REPORT

Feeder Cattle Receipts: 34,378 Week ago: 20,049 Year ago: 45,378  
Steers and Heifers Medium and Large 1—Weighted average weights and prices

### STEERS: Medium and Large 1

289 lbs.	466.72	477 lbs.	455.80	677 lbs.	367.52	881 lbs.	319.87
325 lbs.	505.81	524 lbs.	440.84	722 lbs.	354.22	934 lbs.	313.72
382 lbs.	504.41	570 lbs.	417.44	775 lbs.	342.60	983 lbs.	315.97
427 lbs.	480.62	622 lbs.	390.64	828 lbs.	330.97	1006 lbs.	310.50

### HEIFERS: Medium and Large 1

276 lbs.	420.40	477 lbs.	404.34	674 lbs.	341.02	864 lbs.	287.13
326 lbs.	436.23	524 lbs.	386.19	715 lbs.	344.19	921 lbs.	292.81
379 lbs.	434.86	573 lbs.	367.29	779 lbs.	305.78	973 lbs.	239.50
430 lbs.	425.24	627 lbs.	349.40	829 lbs.	316.54	1062 lbs.	213.50

## MISSOURI STEER (HEIFER) STOCKER FORMULA 12/08/2025

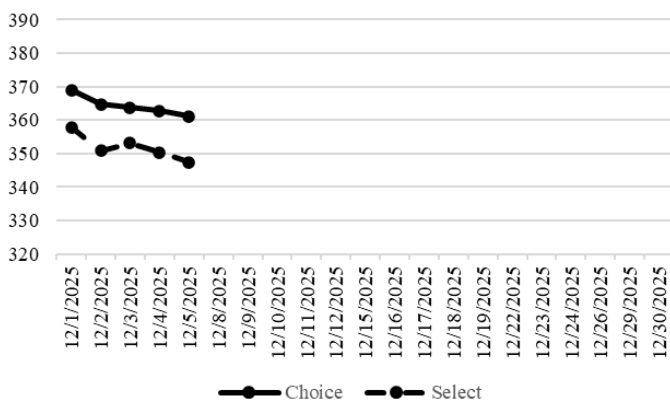
Monday's Missouri Stocker formula consists of **8436 (6971)** head with a weighted average weight of **551.11 (536.71)** lbs. and a price value of **412.77 (372.61)**, 32.60 higher (28.66 higher) than a week ago.

This a rolling seven day calculated weighted value which combines all Feeder Steers reported by MDA/USDA Market News Service weighing from 400-649 lbs. in the Medium and Large 1 and Medium and Large 1-2 frame and muscle classifications, including all comment cattle except Brahman X. Heifer values are in parentheses.

## NATIONAL BOXED BEEF CUTOUT VALUES

DATE	CHOICE	SELECT	TOTAL LOADS
12/04	362.72	350.32	158
12/03	363.81	353.12	140
12/02	364.72	350.78	115
12/01	368.89	357.88	93
11/28	366.82	351.05	82
5 Day Simple Average	365.39	352.63	

## Boxed Beef Cuts December 2025



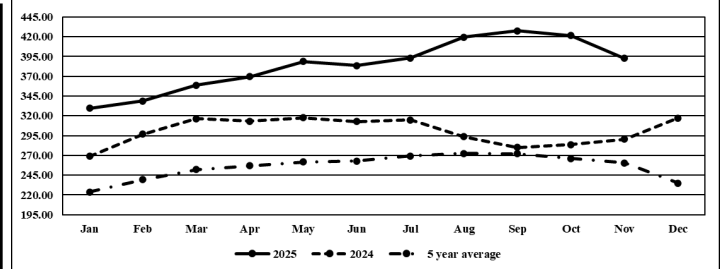
\*Axis value ranges may be updated to reflect data points.

## WEEKLY LIVESTOCK SLAUGHTER 12/06/25

	CATTLE	HOGS	SHEEP
Week to Date:	600,000	2,702,000	40,000
Last Week:	498,000	2,086,000	34,000
Last Year:	614,183	2,603,790	37,331

The Weekly Market Summary, as well as historical summaries, are available on our website <https://agmarketnews.mo.gov/summaries>  
Market News Hotline: 1-573-522-9244  
Check out the latest updates on our YouTube Channel: [MDA Market News](https://www.youtube.com/channel/UCM4M4M4M4M4M4M4M4M4M4M4)

## Missouri Stocker Formula - Steers



\*Graph is updated the first Monday of each month. Axis value ranges may be updated to reflect data points.

## MISSOURI WEEKLY CATTLE AUCTION SUMMARY

Total Receipts: 41,012 Week Ago: 24,144 Year Ago: 53,185

Compared to last week, feeders sold 5.00-30.00 higher, with some lighter weight calves suitable for wheat grazing 30.00 to as much as 50.00 higher, with prices gaining ground nearly every day. An unbelievable turn around in the markets and attitudes following the Thanksgiving holiday. Colder weather has no doubt helped health issues somewhat but really nothing substantial to provide any one reason for the turn around. Supplies as everyone knows remain tight and market opportunities for buying and selling are ticking away for this calendar year. Nearly every barn is holding a replacement cow special this month with many this coming week. A few that have taken place already had provided some jaw dropping prices. Stick out sales this week included several drafts from the Special Pre-vac sale head at Joplin Regional Stockyards, which not only benefited from being late in the week but also from a large offering of cattle with verified health and weaning programs. That being said all barns are once again finding prices worth bragging about. A few of the Stick out sales at Joplin included 35 head of 557 lb. steers that sold for 450.00, 90 head of 608 lb. steers for 440.00, 23 head of 675 lb. steers for 402.50, 40 head of 752 lb. steers for 370.00, and 54 head of 909 lb. steers for 325.00. New Cambria Livestock Auction sold 25 head of 480 lb. steers for 509.00 and 23 head of 504 lb. steers for 488.00. Ozarks Regional Stockyards sold 27 head of 715 lb. steers for 375.00. MO-Kan Livestock Market sold 119 head of 842 lb. steers for 345.50. On the heifer side of the market Wheeler Livestock Auction sold 25 head of 506 lb. heifers for 440.00. Windsor Livestock Auction sold 151 head of 729 lb. heifers for 359.00. Boxed beef cutout values closed lower for the week. Choice closed on Friday at 361.20, down 5.62 and select closed at 347.39, down 3.66 compared to last week. Negotiated feedlot sales as of the 2:00 cutoff time on Friday afternoons report came in just under 63K head. Prices were sharply higher with nearly all the trade reported in the north. Texas had not reported anything due to confidentially reasons and Kansas hadn't traded anything as of the 2:00 cut of time for the report. lower for the week. Live sales in the north reported at 220.00-225.00 and dressed sales 340.00-345.00. The Missouri Stocker formula consists of 8436 head with a weighted average weight of 551.11 lbs. and a price value of 412.77, 32.60 higher than last week. The steer/heifer spread is 40.16.

**SOUTHWEST MISSOURI WEEKLY SUMMARY**(Joplin, Springfield, Exeter)  
Receipts: 13,823 Week ago: 9,543 Year Ago: 17,322

Compared to last week, feeders sold 5.00-30.00 higher, with late week sales of value added feeders receiving additional premiums. Slaughter cows steady to 4.00 higher, bulls steady to 2.00 lower.

**FEEDER STEERS:**

Medium and Large 1

300-400 lbs.	440.00-550.00
400-500 lbs.	410.00-540.00
500-600 lbs.	387.00-470.00
600-700 lbs.	337.00-421.00
700-800 lbs.	327.00-375.00
800-900 lbs.	310.00-346.00
900-1000 lbs.	307.00-325.00

**FEEDER HEIFERS:**

Medium and Large 1

300-400 lbs.	375.00-480.00
400-500 lbs.	357.00-460.00
500-600 lbs.	327.00-435.00
600-700 lbs.	322.00-380.00
700-800 lbs.	300.00-356.00
800-900 lbs.	289.00-324.00
900-950 lbs.	286.00

**FEEDER HOLSTEIN STEERS**

Large 3

845 lbs. 233.00

**SLAUGHTER COWS:** Breaking

and Boning (70-85% lean) 139.00-166.00; high dressing 155.00-180.00; low dressing 127.50-149.00 Lean (85-90%) 121.00-149.00; high dressing 142.00-157.00; low dressing 105.00-130.00

**SLAUGHTER BULLS:** Yield

Grade 1-2 1245-2295 lbs. 174.00-208.00; high dressing 190.00-220.00; low dressing 159.00-180.00.

**BRED COWS:** Medium and Large 1 1165-1490 lbs. 2-8 yrs 2nd-3rd stage 3300.00-3500.00

**COW CALF PAIRS:** Medium and Large 1-2 with Over 300 lb. calves, 2-8 yrs., Open, 3900.00

Medium and Large 1-2 895-1665 lbs. 2-4 yrs. 2nd-3rd stage 3000.00-3575.00; 2-8 yrs. 1st stage 2150.00-2325.00; 2-8 yrs. 2nd-3rd stage 2400.00-3150.00

**BRED HEIFERS:** Medium and Large 1-2 830-1020 lbs. 2nd-3rd stage, 2300.00-2800.00

**SOUTH CENTRAL MISSOURI WEEKLY SUMMARY**

(West Plains, Phillipsburg)

Receipts: 5,455 Week ago: 1,753 Year Ago: 9,853

Compared to last week, feeders sold 10.00-30.00 higher, with some calves seeing gains of 40.00-50.00. Slaughter cows sold steady to 2.00 higher.

**FEEDER STEERS:**

Medium and Large 1

300-400 lbs.	485.00-555.00
400-500 lbs.	443.00-522.50
500-600 lbs.	402.50-470.00
600-700 lbs.	355.00-406.00
700-800 lbs.	325.00-375.00
800-900 lbs.	317.50-326.00

**FEEDER HEIFERS:**

Medium and Large 1

300-400 lbs.	420.00-460.00
400-500 lbs.	400.00-445.00
500-600 lbs.	344.00-415.00
600-700 lbs.	317.50-359.00
700-800 lbs.	312.00-325.50

**FEEDER HOLSTEIN STEERS:**

Large 3

675 lbs. 190.00

**SLAUGHTER COWS:** Breaking

and Boning (70-85% lean) 143.50-163.00; high dressing 157.50-179.00; low dressing 130.00-148.50 Lean (85-90%) 123.00-145.00; high dressing 144.00-158.00 low dressing 108.00-125.00

**SLAUGHTER BULLS:** Yield

Grade 1-2 1270-2435 lbs. 175.00-191.00; high dressing 195.00-210.00; low dressing 149.00-173.00

**BRED COWS:** Medium and Large 1-2 870-1650 lbs., 2-8 yrs, 1st stage 1850.00-2550.00; 2-8 yrs. 2nd-3rd stage 2000.00-3400.00; Over 8 yrs. 2nd-3rd stage 1850.00-2425.00

**COW CALF PAIRS:** Medium and Large 1-2 with 150-300 lb. calves 2-8 yrs., Open, 3500.00-3800.00

**WEST CENTRAL MISSOURI WEEKLY SUMMARY**

(Kingsville, Windsor, Butler, Osceola)

Receipts: 8,004 Week ago: 6,125 Year ago: 8,948

Compared to two weeks ago, calves sold 15.00-45.00 higher, yearlings sold 5.00 to 20.00 higher. Slaughter cows sold steady to 7.00 higher.

**FEEDER STEERS:**

Medium and Large 1

300-400 lbs.	490.00-579.00
400-500 lbs.	456.00-560.00
500-600 lbs.	380.00-485.00
600-700 lbs.	361.00-420.00
700-800 lbs.	334.00-375.00
800-900 lbs.	319.50-345.50
51 hd. 1006 lbs.	310.50

**FEEDER HEIFERS:**

Medium and Large 1

300-400 lbs.	427.50-490.00
400-500 lbs.	383.00-475.00
500-600 lbs.	360.00-440.00
600-700 lbs.	320.00-379.00
700-800 lbs.	318.00-359.00
800-850 lbs.	299.00-310.00

**SLAUGHTER BULLS:** Yield

Grade 1-2 960-2220 lbs. 176.00-206.00; high dressing 193.00-218.00; low dressing 146.00-179.00

**SLAUGHTER COWS:** Breaking

and Boning (70-85% lean) 139.50-166.00; high dressing 156.00-178.00; low dressing 125.00-150.00 Lean (85-90%) 111.00-148.00; low dressing 83.00-127.50

**BRED COWS:** Scarce**COW & CALF PAIRS:** Scarce**NORTHEAST MISSOURI WEEKLY SUMMARY**

(Bowling Green, Kingdom City, Palmyra)

Receipts: 4,701 2 Weeks ago: 4,071 Year ago: 4,279

Compared to last week, feeder steers and heifers under 650 lbs. sold 10.00-25.00 higher, with yearling steers and heifers over 700 lbs. trading mostly 9.00-17.00 higher. Slaughter cows sold firm to 5.00 higher.

**FEEDER STEERS:**

Medium and Large 1

300-400 lbs.	447.50-500.00
400-500 lbs.	412.50-478.00
500-600 lbs.	387.50-433.00
600-700 lbs.	341.50-392.50
700-800 lbs.	325.00-340.00
800-900 lbs.	319.00-331.50

**FEEDER HEIFERS:**

Medium and Large 1

350-400 lbs.	434.00-435.00
400-500 lbs.	388.00-436.00
500-600 lbs.	330.00-398.00
600-700 lbs.	330.00-367.50
700-800 lbs.	286.00-323.00
800-850 lbs.	300.00-307.50

**SLAUGHTER BULLS:** Yield

Grade 1-2 1425-2225 lbs. 184.00-199.00; high dressing 202.50-220.00; low dressing 165.00-181.00

**SLAUGHTER COWS:** Breaking

and Boning, (70-85% lean) 147.00-160.00; high dressing 158.00-176.00; low dressing 136.00-148.00 Lean (85-90%) 138.00-154.00; low dressing 120.00-138.00

**SLAUGHTER STEERS:** Choice 2-3 207.00-221.00

**SLAUGHTER HEIFERS:** Choice 2-3 207.50-220.00

**BRED COWS:** Medium and Large 1 1153-1483 lbs. 2-8 yrs. 2nd stage 3650.00-4050.00; 3rd stage 3850.00-3925.00

**COW CALF PAIRS:** Medium and Large 1 with 150-300 lb. calves 2-8 yrs. Open 4950.00-5275.00, Over 5 yrs. Open 3725.00

**NORTH CENTRAL MISSOURI WEEKLY SUMMARY**

(Macon, Unionville, Green City, New Cambria)

Receipts: 4,459 2Weeks ago: 6,993 Year ago: 5,263

Compared to last week, feeders sold steady to 15.00 higher, with some light weight calves sharply higher. Slaughter cows sold mostly steady.

\*Some sale barns on a bi-weekly schedule and may not have a sale each week.

**FEEDER STEERS:**

Medium and Large 1

400-500 lbs.	440.00-542.50
500-600 lbs.	386.50-497.00
600-700 lbs.	358.00-417.50
700-800 lbs.	315.00-369.75
850-900 lbs.	292.50

**FEEDER HEIFERS:**

Medium and Large 1

300-400 lbs.	418.00-467.50
400-500 lbs.	390.00-449.00
500-600 lbs.	342.50-411.00
600-700 lbs.	336.50-379.50
700-800 lbs.	301.50-350.00

**SLAUGHTER BULLS:** Yield

Grade 1-2 1495-2155 lbs. 180.00-198.00; high dressing 203.00-218.00

**SLAUGHTER COWS:** Breaking

and Boning, (70-85% lean) 144.00-162.00; high dressing 158.00-174.00; low dressing 133.00-154.00 Lean (85-90%) 130.00-148.00; low dressing 112.00-132.00

**BRED COWS:** Medium and Large 1, 2-8 yrs., 1050-1250 lbs., 2nd stage, 4250.00-4800.00

**BRED HEIFERS:** Medium and Large 1, 1145-1275 lbs., 2nd-3rd stage, 4300.00-4760.00

**SOUTHEAST MISSOURI WEEKLY SUMMARY**

(Jackson and Farmington)

Receipts: 1,701 Week ago: 1,272 Year ago: 2,644

Compared to two weeks ago, feeders sold 13.00 lower to 20.00 higher. Slaughter cows sold steady.

**FEEDER STEERS:**

Medium and Large 1

300-400 lbs. 400.00-477.00  
400-500 lbs. 382.00-435.00  
500-600 lbs. 365.00-417.00  
600-700 lbs. 325.00-390.00  
700-800 lbs. 300.00-345.00  
800-900 lbs. 290.00-310.00

**FEEDER HEIFERS:**

Medium and Large 1

300-400 lbs. 347.00-420.00  
400-500 lbs. 300.00-430.00  
500-600 lbs. 315.00-392.00  
600-700 lbs. 300.00-362.00  
700-800 lbs. 299.00-320.00

**SLAUGHTER BULLS:** Yield  
Grade 1-2 1240-2130 lbs 179.50-  
205.00

**SLAUGHTER COWS:** Breaking  
and Boning (75-85% lean) 137.00-  
155.00; high dressing 152.00-  
168.50; low dressing 126.00-  
135.00; Lean (85-90% lean)  
102.00-144.00; high dressing  
126.00-157.00

**BRED COWS:** Medium and Large  
2 1100-1370 lbs 2-8 yrs 2nd stage  
2500.00-3200.00 per head

**COW & CALF PAIRS:** Scarce**EAST CENTRAL MISSOURI WEEKLY SUMMARY**

(Cuba, Vienna)

Receipts: 2,214 2 Weeks Ago: 2,177 Year ago: 3,768

Compared to two weeks ago, feeders sold 5.00-25.00 higher. Slaughter cows sold 2.00-4.00 higher.

**FEEDER STEERS:**

Medium and Large 1

300-400 lbs. 440.00-518.00  
400-500 lbs. 410.00-500.00  
500-600 lbs. 380.00-465.00  
600-700 lbs. 343.00-397.00  
700-800 lbs. 324.00-356.00  
800-900 lbs. 293.50-310.00

**FEEDER HEIFERS:**

Medium and Large 1

300-400 lbs. 407.00-445.00  
400-500 lbs. 375.00-449.00  
500-600 lbs. 348.00-381.00  
600-700 lbs. 325.00-347.00  
700-800 lbs. 288.00-310.00  
800-900 lbs. 276.00-276.50

**SLAUGHTER BULLS:** Yield  
Grade 1-2 1285-2235 lbs 174.50  
-199.00; low dressing 151.00-  
180.50

**SLAUGHTER COWS:** Breaking  
and Boning, (70-85% lean) 149.00-  
164.00; high dressing 161.50-  
172.00; Lean (85-90%) 133.00-  
149.00; low dressing 110.00-  
132.00

**BRED COWS:** Medium and  
Large 1-2, 1100-1340 lbs., Over  
5 yrs., 2nd-3rd stage, 2000.00-  
2925.00

**BRED HEIFERS:** Scarce**NORTHWEST MISSOURI WEEKLY SUMMARY**

(Tina)

Receipts: 655 Last reported: 900 Year ago: 1,108

Compared to last week, feeders sold mostly steady on a light test and with comparable weights. Slaughter cattle sold mostly steady.

**FEEDER STEERS:**

Medium and Large 1

400-500 lbs. 450.00  
500-600 lbs. 372.00-415.00  
600-700 lbs. 327.00-380.00  
700-800 lbs. 309.00-318.00  
22 hd. 979 lbs. 295.00

**FEEDER HEIFERS:**

Medium and Large 1

400-450 lbs. 390.00-402.50  
550-600 lbs. 370.00  
600-650 lbs. 327.50-332.50  
700-750 lbs. 298.00-300.00

**SLAUGHTER BULLS:** Scarce

**SLAUGHTER COWS:** Breaking  
and Boning, (70-85% lean) 141.00-  
163.00; high dressing 150.00-  
165.00; Lean (85-90%) 127.00-  
144.00; high dressing 144.00-  
147.00; low dressing 110.00-128.00

**BRED COWS:** Scarce**COW/CALF PAIRS:** Scarce**AFTERNOON NATIONAL SLAUGHTER CATTLE REVIEW**

So far for Friday, negotiated cash trade has been light on moderate to good demand in Nebraska. Compared to Thursday, live purchases have been 5.00 higher at 225.00. The last established dressed market in Nebraska was Thursday from 340.00-345.00. Negotiated cash trade has been limited on moderate demand in the Western Cornbelt. There have been a few live purchases from 220.00-222.00, but not enough for an adequate market test. The last established market test in the Western Cornbelt was Thursday with live purchases at mostly 220.00 and dressed purchases from 340.00-345.00. Negotiated cash trade has been inactive on light demand in Kansas. The last established market in Kansas was last week at 220.00. Last weeks market in the Texas Panhandle was from 215.00-220.00.

**Negotiated Cash Sales:**

<b>Confirmed:</b>	10,100	<b>Week Ago:</b>	6,193	<b>Year Ago:</b>	16,344
<b>Week to date:</b>	62,900	<b>Week Ago:</b>	53,526	<b>Year Ago:</b>	55,983

<b><u>Live Basis</u></b>	<b><u>Steers</u></b>	<b><u>Heifers</u></b>
<b>Over 80% Choice</b>	220.00-225.00 avg 223.22	220.00-225.00 avg 224.54
<b>65-80% Choice</b>	-	-
<b>35-65% Choice</b>	-	-
<b>0-35% Choice</b>	-	-
<b>Total All Grades</b>	220.00-225.00 avg 223.22	220.00-225.00 avg 224.54
<b><u>Dressed Basis</u></b>		
<b>Over 80% Choice</b>	-	344.00-345.00 avg 344.65
<b>65-80% Choice</b>	-	-
<b>35-65% Choice</b>	-	-
<b>0-35% Choice</b>	-	-
<b>Total All Grades</b>	-	344.00-345.00 avg 344.65

<b><u>All Beef Type Steers/Heifers</u></b>	<b><u>Head</u></b>	<b><u>Avg Wt</u></b>	<b><u>Price Range</u></b>	<b><u>Wtd Avg</u></b>
Live FOB	8,575	1,519.0	220.00-226.50	223.84
Live Del	441	1,500.7	219.00-225.00	222.25
Dressed Del	739	953.2	340.00-345.00	340.72
Dressed FOB	245	982.0	345.00-345.50	345.15

**WEEKLY COMMODITY FUTURES TRENDS**

Compared to last week, Live Cattle 6.63-11.58 higher, Lean hogs 1.05-2.08 higher, Feeder Cattle 15.08-15.90 higher.

**Daily Futures Closes**

	Mon.	Tues.	Wed.	Thu.	Fri.
<b>Cattle</b>					
Dec	214.20	218.47	218.95	221.45	227.15
Feb	215.92	220.80	221.90	224.00	227.15
Apr	217.55	222.42	223.40	225.17	227.67
Jun	212.57	217.25	218.22	219.62	221.57
Aug	209.70	214.30	215.10	216.42	217.90
<b>Lean Hogs</b>					
Dec	80.22	80.50	80.55	81.12	81.65
Feb	80.30	80.17	81.00	81.85	82.27
Apr	84.27	83.82	84.72	85.77	86.77
May	87.80	87.47	88.35	89.10	90.25
Jun	96.27	95.95	96.62	97.42	98.65
<b>Fdr Cattle</b>					
Jan	321.07	329.87	331.85	336.57	339.05
Mar	315.52	323.92	325.80	329.72	333.30
Apr	314.85	323.30	325.17	328.60	332.22
May	313.45	321.97	323.97	327.05	330.47
Aug	314.80	323.32	325.50	328.37	331.25
<b>Milk</b>					
Nov	17.16	17.16	17.18	—	—
Dec	15.76	15.77	15.80	16.10	16.02
Jan	15.28	15.33	15.26	15.41	15.38

## WEEKLY COMMODITY GRAIN FUTURES TRENDS

Compared to last week, Soybeans 0.29 to 0.31 lower, Wheat in Dec 0.07 higher, others 0.03 to 0.05 lower, Corn in Dec 0.01 higher, others 0.03 to 0.04 lower, KC Wheat 0.03 to 0.04 higher, Soybean Meal 9.70 to 12.60 lower.

### Daily Grain Futures Closes

	Mon.	Tues.	Wed.	Thu.	Fri.
<b>Soybeans</b>					
Jan	1128	1124 3/4	1115 3/4	1119 1/2	1105 1/4
Mar	1138	1135	1125 1/2	1128 3/4	1116
May	1147 1/2	1144 3/4	1134 3/4	1137 1/4	1125 1/2
Jul	1155 1/2	1153 1/4	1142 3/4	1144 3/4	1133
Aug	1148 1/4	1146	1135 1/4	1137 1/2	1125 1/4
<b>Wheat</b>					
Dec	530 14	537 3/4	537 3/4	541	537 1/2
Mar	535	541	538 1/4	540 1/4	535 3/4
May	543	548	545 1/4	547 1/4	543
Jul	551 3/4	556	553	555 1/4	551
Sep	564 3/4	568 1/4	565 1/4	567 1/4	563
<b>Corn</b>					
Dec	432 3/4	438	431 1/2	437 3/4	436 3/4
Mar	445	450	443 1/2	447 1/4	444 3/4
May	453 1/4	457 1/2	450 3/4	454 1/2	452 1/4
Jul	459	462 1/2	456	459	457 3/4
Sep	455 1/2	458 1/2	452 3/4	454 1/4	453 1/4
<b>KC Wheat</b>					
Dec	517	523 1/2	521	529 1/2	523 1/4
Mar	526 3/4	533	529 1/2	534	531 1/4
May	538	544 1/4	540 3/4	545 1/4	542 3/4
Jul	550	556 1/2	553 1/2	558	555 1/4
Sep	564	570 3/4	568 1/4	573	570 1/4
<b>SB Meal</b>					
Dec	311.10	308.60	308.40	308.50	304.70
Jan	314.60	311.60	311.30	311.20	307.40
Mar	319.50	316.60	316.10	316.40	312.20
May	324.80	322.00	320.90	321.20	317.00
Jul	330.30	327.70	326.10	325.90	322.20

## MISSOURI GRAIN WEEKLY TRENDS

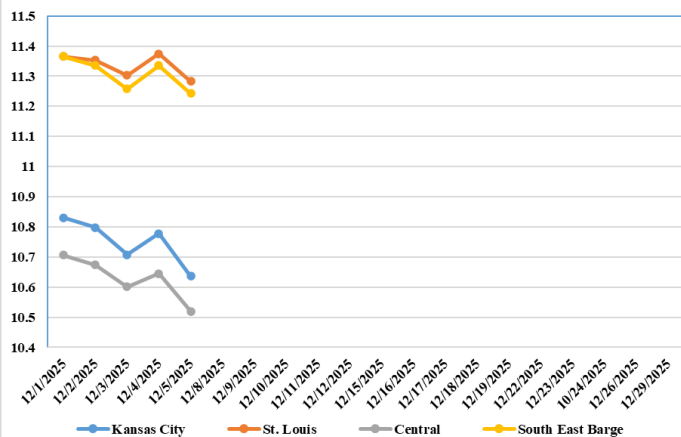
Compared to last week, Soybeans 0.10 to 0.26 lower, Wheat 0.02 to 0.06 lower, Corn 0.08 to 0.14 higher, Sorghum 0.03 to 0.13 higher.

Area	#1 Soybeans	#2 Soft Wheat	#2 Corn	#2 Grain Sorghum
<b>Kansas City</b>				
Friday**	Holiday	Holiday	Holiday	Holiday
Monday	10.68-11.08	4.98	4.35	3.60
Tuesday	10.64-11.04	5.04	4.40	3.65
Wednesday	10.55-10.95	5.01	4.33	3.58
Thursday	10.59-11.09	5.03	4.42	3.62
Friday	10.45-10.95	4.98	4.39	3.59
<b>St. Louis</b>				
Friday**	Holiday	Holiday	Holiday	Holiday
Monday	11.36-11.37	5.25-5.47	4.58	4.20
Tuesday	11.33-11.36	5.31-5.53	4.63-4.67	4.25
Wednesday	11.28-11.31	5.28-5.50	4.59-4.60	4.18
Thursday	11.36-11.38	5.30-5.52	4.66-4.67	4.22
Friday	11.28	5.25-5.47	4.65	4.29
<b>Central</b>				
Friday**	Holiday	Holiday	Holiday	—
Monday	10.66-10.73	4.85	4.05-4.10	—
Tuesday	10.62-10.69	4.91	4.10-4.15	—
Wednesday	10.53-10.65	4.88	4.03-4.08	—
Thursday	10.59-10.69	4.90	4.07-4.12	—
Friday	10.45-10.55	4.85	4.04-4.09	—
<b>S.E. MO</b>				
Friday**	Holiday	—	Holiday	—
Monday	11.32-11.38	5.17	4.51-4.57	—
Tuesday	11.29-11.34	5.23	4.58-4.65	—
Wednesday	11.23-11.27	5.16	4.52-4.61	—
Thursday	11.30-11.34	5.18	4.58-4.65	—
Friday	11.21-11.25	5.13	4.57-4.64	—

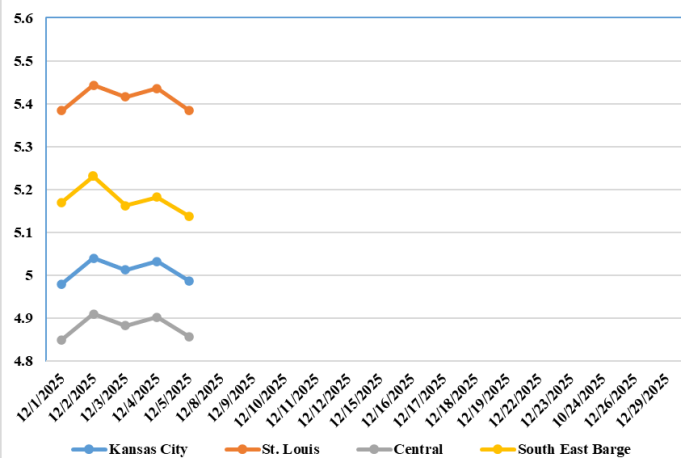
(PRICES PER BUSHEL) \*NEW CROP \*\*PREVIOUS WEEK'S PRICES  
\*Bids calculated using Kansas City, St. Louis, and St. Joseph bids

## MONTHLY GRAIN CROP

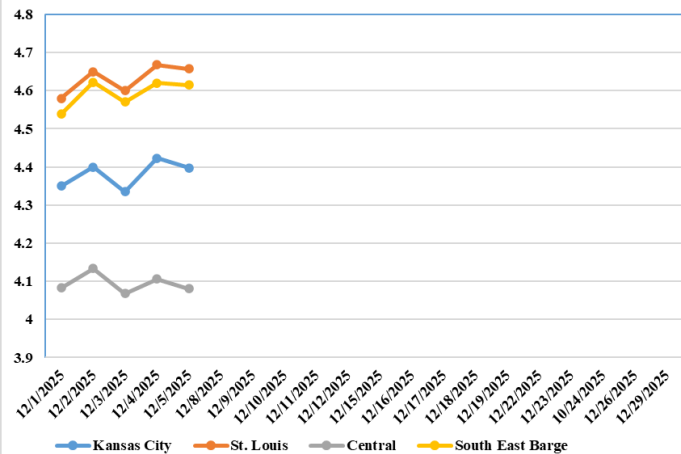
### December 2025 Soybean Bids



### December 2025 Wheat Bids



### December 2025 Corn Bids



\*Axis value ranges may be updated to reflect data points.  
Only dates in which markets are trading and only current cash bids are represented.

## WHOLESALE FEEDSTUFFS PRICES (DOLLARS PER TON-BULK BASIS)

Area	Cottonseed Meal 41%	Soybean Meal 46.5-48%	Corn Gluten Pellets 21%	Wheat Middlings
Kansas City	295.00	306.20	218.67	226.67
St. Louis	290.00	N/A	198.00	205.00



## MISSOURI CROP PROGRESS REPORT 11/23/25

There were 6.7 days suitable for fieldwork in the week ending Nov 23, 2025. Topsoil moisture supply was rated 7 percent very short, 29 percent short, 60 percent adequate, and 4 percent surplus. Subsoil moisture supply was rated 13 percent very short, 34 percent short, 51 percent adequate, and 2 percent surplus. Corn Harvest is at 96 percent complete, compared to the 5 year average of 97 percent. Winter wheat planted is at 91 percent which compares to the 5 year average of 95 percent. Winter wheat emerged is at 69 percent, compared to the 5 year average of 84 percent. Winter wheat condition was rated 0 percent very poor, 3 percent poor, 39 percent fair, 55 percent good, and 3 percent excellent.

	Week Ending			
	11/23/24	11/16/25	11/23/25	5 yr average
Corn Harvested	98	92	96	97
Winter Wheat Planted	95	82	91	95
Winter Wheat Emerged	81	56	69	84

## LIVESTOCK SLAUGHTER

### **Commercial Red Meat Production Down 3 Percent from Last Year**

**October 2024** contained 23 weekdays (including 1 holiday) and 4 Saturdays. **October 2025** contained 23 weekdays (including 1 holiday) and 4 Saturdays.

**Commercial red meat production** for the United States totaled 4.89 billion pounds in October, down 3 percent from the 5.02 billion pounds produced in October 2024.

**Beef production**, at 2.33 billion pounds, was 6 percent below the previous year. Cattle slaughter totaled 2.63 million head, down 8 percent from October 2024. The average live weight was up 30 pounds from the previous year, at 1,448 pounds.

**Veal production** totaled 2.0 million pounds, 39 percent below October a year ago. Calf slaughter totaled 9,600 head, down 44 percent from October 2024. The average live weight was up 29 pounds from last year, at 358 pounds.

**Pork production** totaled 2.55 billion pounds, up slightly from the previous year. Hog slaughter totaled 11.8 million head, down 1 percent from October 2024. The average live weight was up 3 pounds from the previous year, at 290 pounds.

**Lamb and mutton production**, at 10.7 million pounds, was down 8 percent from October 2024. Sheep slaughter totaled 193,500 head, 1 percent below last year. The average live weight was 109 pounds, down 9 pounds from October a year ago.

**January to October 2025 commercial red meat production** was 44.6 billion pounds, down 3 percent from 2024. Accumulated beef production was down 4 percent from last year, veal was down 38 percent, pork was down 1 percent from last year, and lamb and mutton production was up 1 percent.

## MISSOURI WEEKLY HAY SUMMARY 12/04/2025

The first winter weather of the year arrived across the state this past week. Some areas in the north received over 10 inches of snow. This along with much cooler temperatures had everyone out feeding. As always, the first snow provided a slight boost to hay movement and demand. The supply of hay is moderate to heavy and at this time there isn't any concerns with feed availability. There has been some slight improvement in the drought monitor but over ¾ of the state is still listed in some stage of drought. Even though the growing season is over winter moisture is needed before spring arrives. Prices are mostly steady. The Missouri Department of Agriculture has a hay directory at <https://apps.mda.mo.gov/haydirectory> or visit the University of Missouri Extension feed stuff finder at <https://feedstufffinder.org>

Alfalfa - Supreme 250.00-300.00, small square 10.00-15.00 per bale  
Alfalfa - Premium 175.00-225.00  
Alfalfa - Good 150.00-175.00, small square 6.00-10.00 per bale  
Alfalfa - Fair 125.00-150.00  
Mixed Grass—Premium 150.00-200.00  
Mixed grass - Good/Premium 100.00-150.00  
Mixed grass-Fair/Good 75.00-125.00, small square 3.00-7.00 per bale  
Mixed grass - Fair 20.00-50.00 per large round bale  
Wheat straw - 4.00-7.00 per small square bale

Please Note: The above volumes (tonnage, acres, and bales) listed are for confirmed trades only, it does not include estimated volume (tonnage) for bids or offers to the trade. List your hay for sale at: [Hay Listing Online Form](#). Explanation of Hay Quality Guidelines: [Hay Quality Designation Guidelines](#). Glossary of Terms: [Livestock, Poultry, & Grain Hay Terms](#)

## MISSOURI WEEKLY SHEEP/GOAT AUCTION SUMMARY 12/05/25

Receipts: 817 Week Ago: 594 Last Year: 1,092

**SHEEP:** Feeder Lambs: Small and Medium 1-2 hair 35-50 lbs 357.50-405.00. Slaughter Lambs: Choice and Prime 1-3 hair 50-60 lbs 375.00-415.00; 60-70 lbs 365.00-410.00; 70-75 lbs 320.00-370.00; 80-90 lbs 310.00-340.00; 90-100 lbs 250.00-290.00. Choice 1-3 hair 50-85 lbs 255.00-335.00. Slaughter Ewes: Good 2-3 hair 100-150 lbs 132.50-152.50. Utility and Good 1-3 hair 90-150 110.00-137.50. Bucks 1-2 hair 150-185 lbs 142.50-162.50.

**GOATS:** Feeder Kids: Selection 1 28-50 lbs 345.00-425.00. Selection 2 35-50 lbs 245.00-345.00. Slaughter Kids: Selection 1 50-60 lbs 357.00-430.00; 60-75 lbs 355.00-410.00. Selection 2 50-80 lbs 245.00-365.00. Nannies Selection 1-2 80-125 lbs 145.00-230.00. Billies Selection 1-2 100-150 lbs 215.00-245.00. Replacement Nannies 1-2 yrs 65-95 lbs exp 215.00-265.00, 2-4 yrs 75-95 lbs exp 195.00-222.50. 4-6 yrs 80-100 lbs exp 205.00.

Explanatory Notes: Stage - Represents estimated lambing/kidding period (Open, Exp=exposed, Bred, Fall = Sep-Nov, Win = Dec-Feb, Spr = Mar-May, Sum=Jun-Aug; w/s = woolled and shorn; /hd= per head; /fam=per family  
All price CWT unless otherwise noted.

## MISSOURI DROUGHT MONITOR

Date	None	D0	D1	D2	D3	D4
12/02/25	23.67	44.45	27.31	4.58	0.0	0.0
11/25/25	24.50	41.44	29.47	4.59	0.0	0.0
12/03/24	44.82	28.79	26.38	0.0	0.0	0.0

Reflects percentage of Missouri impacted by drought. D0 Abnormally Dry; D1 Moderate Drought; D2 Severe Drought; D3 Extreme Drought; D4 Exceptional Drought

## NATIONAL DIRECT DELIVERED FEEDER PIG REPORT

12/05/25 Receipts: 138,362 Week ago: 127,990 Year Ago: 86,570  
Early weaned pigs are firm to 2.00 higher and feeder pigs are generally steady.

Cash 89,483 head 50.00-76.00, weighted average 65.11

Formula 33,079 head 48.10-73.25, weighted average 59.47

Feeder pigs 40 pounds basis: Cash 15,800 head 78.50-88.00, weighted average 83.38

## NATIONAL DAILY DIRECT PRIOR DAY HOG REPORTS 12/05/25

BARROWS AND GILTS (Carcass Basis): 3,810 head  
Base Carcass Price 68.00-74.00, weighted average 72.64

SOWS (Live Basis): 7,457 head  
300-500 lbs. 30.00-78.00  
Over 500 lbs. 48.72-79.00

## MISSOURI WEEKLY DIRECT SLAUGHTER CATTLE REPORT 12/05/25

Weekly Receipts: 440 Week ago: 0 Year ago: 340

Trading as of Friday morning is light to moderate as Flat dressed sales are 10.00 higher. Grid dressed sales are also 10.00 higher.

LIVE STEERS & HEIFERS: DRESSED STEERS & HEIFERS:  
No sales reported. 8 loads Thurs. at 340.00

GRADE AND EIGHT (Grid):  
3 loads Thurs. at 350.00

Click here for the current [National Crop Progress](#)  
Click here for the current [Missouri Crop Progress](#)  
The current hay directory can be found at: [Hay Directory](#).