

Weekly Market Summary

Published by:
Missouri Department of Agriculture
Ag Business Development Division
Market News Program



Chris Chinn, Director
Jill Wood, Division Director
Tony Hancock, Editor
[agmarketnews.mo.gov](http://www.ams.usda.gov/marketnews.htm)
<http://www.ams.usda.gov/marketnews.htm>

Michael Kehoe, Governor

Volume XLV, Number 50 ♦ P.O. Box 630, Jefferson City, MO 65102 ♦ (573) 751-4211 ♦ Mon, Dec 15, 2025

MISSOURI WEEKLY FEEDER CATTLE WEIGHTED AVERAGE REPORT

Feeder Cattle Receipts: 43,387 Week ago: 34,378 Year ago: 39,457
Steers and Heifers Medium and Large 1—Weighted average weights and prices

STEERS: Medium and Large 1

275 lbs. 562.19	474 lbs. 482.13	679 lbs. 374.74	865 lbs. 331.01
326 lbs. 549.41	525 lbs. 455.02	725 lbs. 364.80	909 lbs. 324.25
374 lbs. 531.37	576 lbs. 427.63	771 lbs. 346.30	967 lbs. 314.73
426 lbs. 499.15	622 lbs. 401.91	819 lbs. 340.20	1016 lbs. 295.98

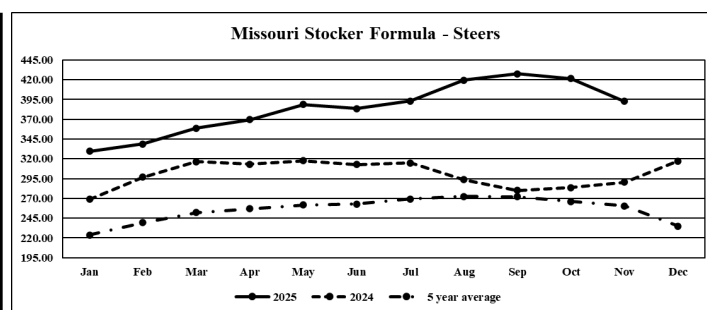
HEIFERS: Medium and Large 1

283 lbs. 440.78	474 lbs. 423.48	673 lbs. 348.73	880 lbs. 304.79
328 lbs. 468.49	520 lbs. 397.75	723 lbs. 337.25	913 lbs. 288.60
375 lbs. 448.43	575 lbs. 369.51	769 lbs. 335.23	
424 lbs. 444.37	624 lbs. 353.04	814 lbs. 315.56	

MISSOURI STEER (HEIFER) STOCKER FORMULA 12/15/2025

Monday's Missouri Stocker formula consists of **8945 (7313)** head with a weighted average weight of **549.51 (533.41)** lbs. and a price value of **425.80 (381.03)**, 13.03 higher (8.42 higher) than a week ago.

This a rolling seven day calculated weighted value which combines all Feeder Steers reported by MDA/USDA Market News Service weighing from 400-649 lbs. in the Medium and Large 1 and Medium and Large 1-2 frame and muscle classifications, including all comment cattle except Brahman X. Heifer values are in parentheses.

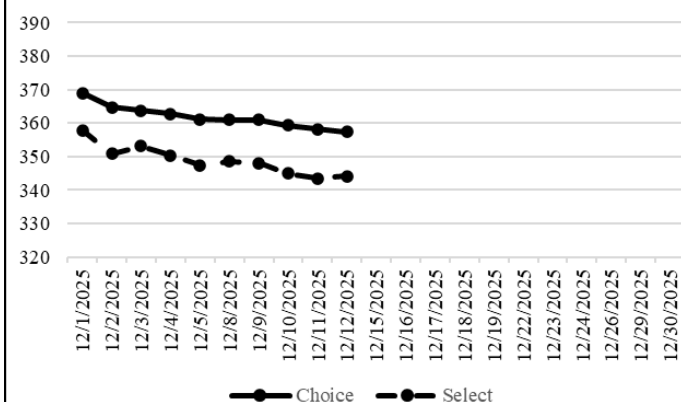


*Graph is updated the first Monday of each month. Axis value ranges may be updated to reflect data points.

NATIONAL BOXED BEEF CUTOUT VALUES

DATE	CHOICE	SELECT	TOTAL LOADS
12/11	358.11	343.46	151
12/10	359.36	344.88	152
12/09	361.04	348.03	140
12/08	360.90	348.60	112
12/05	361.20	347.39	152
5 Day Simple Average	360.12	346.47	

Boxed Beef Cuts December 2025



*Axis value ranges may be updated to reflect data points.

WEEKLY LIVESTOCK SLAUGHTER 12/13/25

	CATTLE	HOGS	SHEEP
Week to Date:	596,000	2,727,000	40,000
Last Week:	600,000	2,697,000	40,000
Last Year:	609,630	2,560,497	40,271

The Weekly Market Summary, as well as historical summaries, are available on our website <https://agmarketnews.mo.gov/summaries>
Market News Hotline: 1-573-522-9244
Check out the latest updates on our YouTube Channel: [MDA Market News](#)

MISSOURI WEEKLY CATTLE AUCTION SUMMARY

Total Receipts: 54,320 Week Ago: 41,012 Year Ago: 47,900
Compared to last week, feeders sold mostly 10.00 to 30.00 higher, with some light weights under 550 lbs. 30.00-50.00 higher. Another incredible week with several buyers reporting holding on to a multitude of orders. Demand for all classes of cattle is good to very good, demand for lighter weight calves suitable for wheat grazing has been outstanding which might be a bit of a surprise in Mid-December when we typically see the middle weights to be strongest for those looking to graze wheat. It almost feels more like March when buyers are looking for grass cattle. One possibility could be that current price levels are making things pencil differently and some adjustments from typical practices are being made. With only one more week of marketing prior to the holidays, opportunities are ticking away for any orders to be filled. Cow sales have been abundant, and reporters have noted very good demand for replacement cows as producers look to make some buys which typically are considered as being done for tax purposes. Ample feed availability and the idea that some slow expansion or rebuilding is also taking place also exist. An interesting observation is proven young, bred cows coming up on their second or third calves are bringing as much or more than quality unproven heifers in many cases. Stick out sales this week included: 26 head of 486 lb. steers at Callaway Livestock Center that sold for 517.00, another 29 head of 509 lb. steers brought 496.00. Four State Stockyards sold 36 head of 551 lb. steers at and 27 head of 659 lb. steers for 392.00. Eastern Missouri Commission Company sold a load of 716 lb. steers for 398.50. Tina Livestock Market sold 26 head of 759 lb. steers at 365.00. Two loads of steers averaging 818 lbs. sold at Kingsville Livestock Auction for 353.75. The largest draft of the week was at Joplin Regional Stockyards 269 head of 852 lb. steers that sold for 341.00 another 239 head of 907 lb. steers brought 330.50. Boxed beef cutout values closed lower for the week. Choice closed on Friday at 357.44, down 3.76 and select closed at 344.32, down 3.17 compared to last week. Negotiated feedlot sales as of the 2:00 cutoff time on Friday afternoons report came in just under 100K head. Prices were sharply higher again this week. Texas not reported anything again this week due to confidentiality reasons. Once again trade started mid-week in the north with and prices got stronger as week went on with Kansas holding out to trade till late Friday. Live sales ended the week at mostly 230.00 and dressed sales at 355.00. The Missouri Stocker formula consists of 8345 head with a weighted average weight of 549.51 lbs. and a price value of 425.80, 13.03 higher than last week. The steer/heifer spread is 44.77.

SOUTHWEST MISSOURI WEEKLY SUMMARY

(Joplin, Springfield, Exeter)

Receipts: 23,771 2 Weeks ago: 13,823 Year Ago: 18,375

Compared to last week, feeders under 600 lbs sold 15.00-50.00 higher, over 600 lbs 5.00-20.00 higher. Slaughter cows sold 3.00 lower to 2.00 higher. Slaughter bulls sold steady to 2.00 higher.

FEEDER STEERS:

Medium and Large 1

300-400 lbs.	495.00-670.00
400-500 lbs.	450.00-542.00
500-600 lbs.	395.00-490.00
600-700 lbs.	352.00-435.00
700-800 lbs.	330.00-378.00
800-900 lbs.	321.00-350.00
900-1000 lbs.	309.00-330.50
1000-1100 lbs.	293.00-301.00

FEEDER HEIFERS:

Medium and Large 1

300-400 lbs.	410.00-522.00
400-500 lbs.	380.00-481.00
500-600 lbs.	335.00-415.00
600-700 lbs.	337.00-370.00
700-800 lbs.	312.00-345.00
800-900 lbs.	297.00-321.00
900-950 lbs.	289.00-297.00

FEEDER HOLSTEIN STEERS

Large 3

500-600 lbs.	290.00-292.50
600-700 lbs.	235.00-287.50
700-800 lbs.	242.00-255.00
900-1000 lbs.	242.00-248.00

SLAUGHTER COWS: Breaking

and Boning (70-85% lean) 139.00-161.50; high dressing 155.00-176.00; low dressing 123.00-150.00 Lean (85-90%) 122.50-149.00; high dressing 142.00-157.00; low dressing 105.00-127.50

SLAUGHTER BULLS: Yield

Grade 1-2 1130-2595 lbs. 173.00-205.00; high dressing 190.00-212.50; low dressing 154.00-181.00.

BRED COWS: Medium and Large 1, 957-1350 lbs., 1st-3rd stage, 2-4 yrs. 3500.00-4400.00; 2-8 yrs. 2800.00-4050.00; 5-8 yrs. 3450.00-3500.00

COW CALF PAIRS: Medium and Large 1 with less than 150 lb. calves, 2-4 yrs., Open, 4000.00-4400.00;

BRED HEIFERS: Medium and Large 1 950-1300 lbs. 2nd-3rd stage, 3550.00-4100.00

Medium and Large 1 with 150-300 lb. calves, 2-4 yrs. Open 5000.00-5200.00, 2-8 yrs. 1st stage 4500.00-5000.00

SOUTH CENTRAL MISSOURI WEEKLY SUMMARY

(West Plains, Phillipsburg)

Receipts: 7,096 Week ago: 5,455 Year Ago: 4,869

Compared to last week, feeders sold steady to 20.00 higher with the most advance on the lighter weights. Slaughter cows and bulls sold steady to 5.00 lower.

FEEDER STEERS:

Medium and Large 1

300-400 lbs.	510.00-560.00
400-500 lbs.	442.50-552.50
500-600 lbs.	405.00-480.00
600-700 lbs.	362.50-412.00
700-800 lbs.	332.00-374.00
800-900 lbs.	322.50-342.00
900-950 lbs.	305.50-325.50

FEEDER HEIFERS:

Medium and Large 1

300-400 lbs.	435.00-475.00
400-500 lbs.	401.00-485.00
500-600 lbs.	335.00-420.00
600-700 lbs.	323.00-355.00
700-800 lbs.	320.00-325.00

FEEDER HOLSTEIN STEERS:

Large 3

Scarce

SLAUGHTER COWS: Breaking

and Boning (70-85% lean) 141.00-160.00; high dressing 157.50-178.00; low dressing 121.00-149.00. Lean (85-90%) 120.00-143.00, high dressing 138.00-160.00 low dressing 104.00-121.00

SLAUGHTER BULLS: Yield

Grade 1-2 1190-2115 lbs. 171.00-188.00; high dressing 187.00-210.00; low dressing 150.00-169.00

BRED COWS: Medium and Large 1 1154-1590 lbs. 2-8 yrs. 2nd-3rd stage 3025.00-4100.00

Medium and Large 1-2 1120-1660 lbs. 2-8 yrs. 2nd-3rd stage 1975.00-3425.00

COW CALF PAIRS: Medium and Large 1 with less than 150 lb. calves 2-8 yrs. Open 4300.00; with 150-300 lb. calves Open 3300.00-4900.00, 1st stage 5500.00; with over 300 lb. calves, 1st stage 3775.00-4800.00

WEST CENTRAL MISSOURI WEEKLY SUMMARY

(Kingsville, Windsor, Butler, Osceola)

Receipts: 8,948 2 Weeks ago: 8,004 Year ago: 7,871

Compared to last week, calves sold 5.00-25.00 higher, yearlings sold steady to 10.00 higher. Slaughter cows sold 2.00 lower to 3.00 higher.

FEEDER STEERS:

Medium and Large 1

300-400 lbs.	485.00-535.00
400-500 lbs.	460.00-580.00
500-600 lbs.	411.00-503.00
600-700 lbs.	364.00-429.00
700-800 lbs.	337.50-388.00
800-900 lbs.	323.00-353.75

FEEDER HEIFERS:

Medium and Large 1

300-400 lbs.	460.00-500.00
400-500 lbs.	395.00-487.50
500-600 lbs.	351.00-440.00
600-700 lbs.	334.00-382.50
700-800 lbs.	316.00-350.00
800-900 lbs.	308.00-312.00

SLAUGHTER BULLS: Yield

Grade 1-2 1245-2505 lbs. 174.00-207.00; high dressing 199.00-216.00

SLAUGHTER COWS: Breaking

and Boning (70-85% lean) 141.00-166.00, high dressing 159.00-179.00, low dressing 125.00-150.00 Lean (85-90%) 115.00-150.00, low dressing 85.00-123.00

BRED COWS: Scarce

BRED HEIFERS: Medium and Large 1-2, 2-4 yrs., 2nd-3rd stage, 1118-1230 lbs. 3200.00-3250.00

NORTHEAST MISSOURI WEEKLY SUMMARY

(Bowling Green, Kingdom City, Palmyra)

Receipts: 6,274 2 Weeks ago: 4,701 Year ago: 7,192

Compared to last week, steer and heifer calves under 550 lbs sold 25.00-50.00 higher, with 550-700 lb steers and 550-600 lb heifers sold 15.00-30.00 higher, 7 weight steers sold with a sharply higher undertone on few comparisons and 850-900 lb steers traded 5.00-9.00 higher. Slaughter cows sold steady to firm.

FEEDER STEERS:

Medium and Large 1

300-400 lbs.	492.50-560.00
400-500 lbs.	430.00-525.00
500-600 lbs.	385.00-496.00
600-700 lbs.	340.00-429.00
700-800 lbs.	337.00-398.50
800-900 lbs.	325.00-337.50

FEEDER HEIFERS:

Medium and Large 1

300-400 lbs.	402.50-509.00
400-500 lbs.	377.50-485.00
500-600 lbs.	359.00-445.00
600-700 lbs.	340.00-383.00
700-800 lbs.	325.00-346.00
800-850 lbs.	311.00

SLAUGHTER BULLS: Yield

Grade 1-2 1350-2135 lbs. 185.00-198.00; high dressing 202.00-217.00; low dressing 166.00-181.00

SLAUGHTER COWS: Breaking

and Boning, (70-85% lean) 148.00-160.00; high dressing 160.00-176.00; low dressing 135.00-151.00 Lean (85-90%) 138.00-152.00; high dressing 155.00-169.00; low dressing 122.00-141.00

SLAUGHTER STEERS: Choice

2-3 215.00-226.00

SLAUGHTER HEIFERS: Choice

2-3 215.00-225.00

BRED COWS: Scarce**COW CALF PAIRS:** Scarce**NORTH CENTRAL MISSOURI WEEKLY SUMMARY**

(Macon, Unionville, Green City, New Cambria)

Receipts: 986 2 Weeks ago: 4,459 Year ago: 2,220

Feeders were not tested this week. Replacement Special Sale only.

*Some sale barns on a bi-weekly schedule and may not have a sale each week.

FEEDER STEERS:

Medium and Large 1

400-500 lbs.	Scarce
500-600 lbs.	
600-700 lbs.	
700-800 lbs.	
850-900 lbs.	

FEEDER HEIFERS:

Medium and Large 1

300-400 lbs.	Scarce
400-500 lbs.	
500-600 lbs.	
600-700 lbs.	
700-800 lbs.	

SLAUGHTER BULLS: Scarce**SLAUGHTER COWS:** Scarce

BRED COWS: Medium and Large 1, 2-4 yrs., 1015-1315 lbs., 3rd stage, 3950.00-4100.00; 5-8 yrs. 1090-1550 lbs. 2nd-3rd stage 2825.00-3600.00

COW CALF PAIRS: Medium and Large 1, with 150-300 lb. calves, Open, 2-4 yrs. 4400.00-5050.00, 5-8 yrs. 4700.00-5010.00; with Over 300 lb. calves Open, 2-4 yrs. 5025.00

SOUTHEAST MISSOURI WEEKLY SUMMARY

(Jackson and Farmington)

Receipts: 1,399 Week ago: 1,701 Year ago: 1,368
 Compared to last week, feeders sold 15.00-32.00 higher.
 Slaughter cows sold 2.00-3.00 higher and bulls steady to 2.00 lower.

FEEDER STEERS:
Medium and Large 1

300-400 lbs. 415.00-495.00
 400-500 lbs. 398.00-485.00
 500-600 lbs. 389.00-450.00
 600-700 lbs. 337.00-425.00
 700-800 lbs. 325.00-370.00
 800-850 lbs. 345.00

FEEDER HEIFERS:
Medium and Large 1

300-400 lbs. 375.00-445.00
 400-500 lbs. 352.00-435.00
 500-600 lbs. 335.00-425.00
 600-700 lbs. 300.00-350.00
 700-800 lbs. 275.00-322.00

SLAUGHTER BULLS: Yield Grade 1-2 1565-2225 lbs high dressing 175.00-199.00

SLAUGHTER COWS: Breaking and Boning (75-85% lean) 126.00-152.00; high dressing 150.00-182.00; low dressing 124.00-137.50; Lean (85-90% lean) 90.00-125.00; high dressing 132.00-145.00

BRED COWS: Medium and Large 2 1095-1560 lbs 2-8 yrs 2nd-3rd stage 1750.00-3375.00 per head

COW & CALF PAIRS: Medium and Large 2 with less than 150 lb. calves Over 8 yrs. Open 1900.00-2600.00

EAST CENTRAL MISSOURI WEEKLY SUMMARY

(Cuba, Vienna)

Receipts: 3,745 Week Ago: 2,214 Year ago: 3,919
 Compared to last week, feeder steers 5.00-30.00 higher with some under 450 lbs 30.00-50.00 higher. Feeder heifer under 450 lbs 20.00- 50.00 higher, over 450 lbs steady to 30.00 higher. Slaughter cows sold steady.

FEEDER STEERS:
Medium and Large 1

300-400 lbs. 475.00-523.00
 400-500 lbs. 450.00-560.00
 500-600 lbs. 390.00-504.00
 600-700 lbs. 358.00-424.00
 700-800 lbs. 323.00-366.00
 800-900 lbs. 298.00-329.50

FEEDER HEIFERS:
Medium and Large 1

300-400 lbs. 447.50-495.00
 400-500 lbs. 385.00-481.00
 500-600 lbs. 348.00-432.50
 600-700 lbs. 330.00-359.00
 700-800 lbs. 310.00-312.00

SLAUGHTER BULLS: Yield Grade 1-2 1245-2375 lbs 181.00-200.00; high dressing 200.00-215.00; low dressing 159.50-179.00

SLAUGHTER COWS: Breaking and Boning, (70-85% lean) 152.50-162.50; high dressing 163.00-167.00; Lean (85-90%) 133.00-147.50; low dressing 111.00-131.00

BRED COWS: Medium and Large 1-2, 1000-1410 lbs., 2-8 yrs., 1st-3rd stage, 2375.00-3100.00

BRED HEIFERS: Scarce

NORTHWEST MISSOURI WEEKLY SUMMARY

(Tina)

Receipts: 2,101 Last reported: 655 Year ago: 2,086
 Compared to last week, feeder steers and heifers traded 40.00-50.00 higher. Slaughter cattle traded steady.

FEEDER STEERS:
Medium and Large 1

300-400 lbs. 492.50-500.00
 400-500 lbs. 460.00-482.50
 500-600 lbs. 414.00-484.00
 600-700 lbs. 360.00-424.00
 700-800 lbs. 361.50-370.50
 800-900 lbs. 348.25

FEEDER HEIFERS:
Medium and Large 1

300-400 lbs. 418.00-435.00
 400-500 lbs. 414.00-431.00
 500-600 lbs. 357.50-410.00
 600-700 lbs. 330.00-375.50
 700-800 lbs. 310.00-351.75
 800-900 lbs. 325.50

SLAUGHTER BULLS: Yield Grade 1-2 1315-2060 lbs. 186.00-192.50; low dressing 157.50-178.50

SLAUGHTER COWS: Breaking and Boning, (70-85% lean) 142.00-158.00; high dressing 155.00-164.00; Lean (85-90%) 127.00-140.00; high dressing 141.50-153.00; low dressing 108.00-126.00

BRED COWS: Scarce

COW/CALF PAIRS: Scarce

AFTERNOON NATIONAL SLAUGHTER CATTLE REVIEW

So far for Friday, negotiated cash trade has been mostly inactive on light to moderate demand in all feeding regions. The last established market in Kansas was Thursday at 230.00. The last established market in Nebraska was Thursday with live purchases at 230.00 and dressed purchases at 355.00. The last established live market in the Western Cornbelt was Thursday at mostly 230.00. The last established dressed market in the Western Cornbelt was last week from 340.00-345.00.

Negotiated Cash Sales:

Confirmed:	1,522	Week Ago:	10,100	Year Ago:	4,103
Week to date:	99,670	Week Ago:	62,900	Year Ago:	75,287

<u>Live Basis</u>	<u>Steers</u>	<u>Heifers</u>
Over 80% Choice	228.00-230.00 avg 229.78	-
65-80% Choice	-	-
35-65% Choice	-	-
0-35% Choice	-	-
Total All Grades	228.00-230.00 avg 229.78	-
<u>Dressed Basis</u>		
Over 80% Choice	355.00-355.00 avg 355.00	-
65-80% Choice	-	-
35-65% Choice	-	-
0-35% Choice	-	-
Total All Grades	355.00-355.00 avg 355.00	-

<u>All Beef Type Steers/Heifers</u>	<u>Head</u>	<u>Avg Wt</u>	<u>Price Range</u>	<u>Wtd Avg</u>
Live FOB	1,353	1,507.0	226.00-232.00	228.83
Live Del	33	1,457.6	226.00-231.00	228.88
Dressed Del	87	970.3	355.00-370.00	361.03
Dressed FOB	-	-	-	-

WEEKLY COMMODITY FUTURES TRENDS

Compared to last week, Live Cattle 1.10 to 2.65 higher, Lean Hogs 1.67 to 2.75 higher, Feeder Cattle 0.05 to 1.00 higher.

Daily Futures Closes

	Mon.	Tues.	Wed.	Thu.	Fri.
Cattle					
Dec	227.32	226.82	226.80	230.37	229.80
Feb	226.67	226.95	228.52	230.95	229.55
Apr	226.70	226.90	228.37	230.67	229.40
Jun	220.40	220.62	222.10	224.17	222.97
Aug	216.67	216.92	218.35	220.30	219.00
Lean Hogs					
Dec	82.30	82.50	82.45	83.40	83.32
Feb	82.40	81.87	82.42	84.17	84.52
Apr	86.97	86.52	87.37	89.22	89.52
May	90.50	90.30	91.05	92.62	92.90
Jun	99.12	98.92	99.72	100.90	101.05
Fdr Cattle					
Jan	335.65	335.50	338.37	343.40	339.10
Mar	330.42	330.15	332.82	337.67	334.07
Apr	329.72	329.47	331.90	336.57	333.22
May	327.92	327.72	329.87	334.52	331.27
Aug	328.60	328.20	330.17	334.82	331.45
Milk					
Dec	15.94	15.97	15.96	15.87	15.89
Jan	15.22	15.35	15.45	15.39	15.92
Feb	15.34	15.40	15.45	15.35	15.80

WEEKLY COMMODITY GRAIN FUTURES TRENDS

Compared to last week, Soybeans 0.24 to 0.29 lower, Wheat 0.03 to 0.07 lower, Corn 0.03 to 0.05 lower, KC Wheat 0.11 to 0.24 lower, Soybean Meal 4.10 to 7.50 lower.

Daily Grain Futures Closes

	Mon.	Tues.	Wed.	Thu.	Fri.
Soybeans					
Jan	1093 3/4	1087 1/4	1091 1/4	1093 1/2	1076 3/4
Mar	1105 3/4	1098 1/4	1101	1102 3/4	1086 3/4
May	1116 3/4	1108 3/4	1110 1/2	1112 1/4	1097
Jul	1125 3/4	1118	1119 1/2	1121 1/4	1106 1/2
Aug	1119	1111 1/2	1112 1/2	1114	1100 1/2
Wheat					
Dec	536	536 1/4	531 1/4	534 1/2	534 1/2
Mar	534 3/4	534 1/2	529 1/2	533 1/2	529 1/4
May	542 1/4	542	537 3/4	541	537 1/4
Jul	550 1/4	550	546	549	545 3/4
Sep	562 3/4	562 1/4	558 1/2	561	558
Corn					
Dec	436 1/4	440 3/4	434 3/4	435 1/4	431 1/2
Mar	443 3/4	448	444 1/4	446 1/2	440 3/4
May	451 1/4	455 1/2	451 3/4	454 1/4	449
Jul	457	461	457 1/2	459 1/2	455
Sep	452 3/4	454 3/4	452 1/4	453 1/4	450
KC Wheat					
Dec	521	520 1/4	516 1/2	515 1/2	498 3/4
Mar	526 1/2	527	523 1/4	522 1/4	518
May	538	538 1/2	535	534 1/2	530 1/2
Jul	550 3/4	550 1/2	547 1/2	547	543 1/2
Sep	565 1/2	565 1/2	562 3/4	561 3/4	558 3/4
SB Meal					
Dec	303.60	298.20	298.20	298.80	300.60
Jan	306.30	301.30	301.20	302.10	302.50
Mar	311.10	306.80	306.30	307.00	305.60
May	315.80	312.20	311.40	311.80	309.60
Jul	320.90	318.10	317.10	317.40	314.70

MISSOURI GRAIN WEEKLY TRENDS

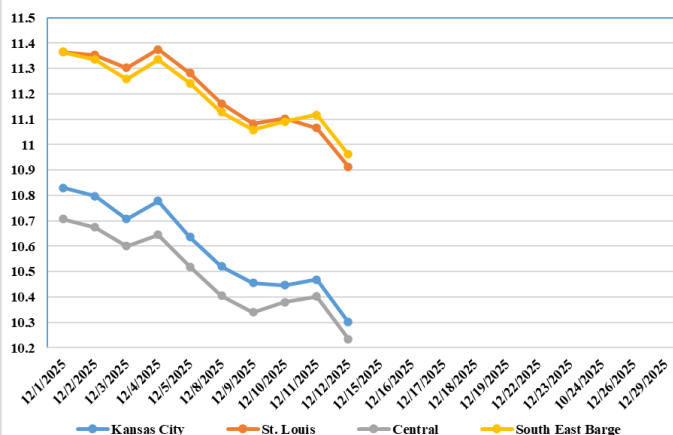
Compared to last week, Soybeans 0.29 to 0.41 lower, Wheat 0.06 lower, Corn 0.13 lower to 0.01 higher, Sorghum 0.04 lower.

Area	#1 Soybeans	#2 Soft Wheat	#2 Corn	#2 Grain Sorghum
Kansas City				
Friday**	10.45-10.95	4.98	4.39	3.59
Monday	10.33-10.83	4.97	4.43	3.58
Tuesday	10.27-10.77	4.97	4.48	3.63
Wednesday	10.31-10.71	4.92	4.44	3.59
Thursday	10.33-10.73	4.96	4.46	3.61
Friday	10.16-10.56	4.92	4.40	3.55
St. Louis				
Friday**	11.28	5.25-5.47	4.65	4.29
Monday	11.15-11.16	5.24-5.46	4.65	4.28
Tuesday	11.07-11.09	5.24-5.46	4.66-4.67	4.33
Wednesday	11.09-11.11	5.19-5.41	4.59-4.64	4.29
Thursday	11.01-11.11	5.23-5.45	4.59-4.62	4.31
Friday	10.87-10.94	5.19-5.41	4.52-4.55	4.25
Central				
Friday**	10.45-10.55	4.85	4.04-4.09	—
Monday	10.33-10.43	4.84	4.03-4.08	—
Tuesday	10.27-10.37	4.84	4.08-4.13	—
Wednesday	10.31-10.41	4.79	4.04-4.14	—
Thursday	10.33-10.43	4.83	4.06-4.16	—
Friday	10.16-10.26	4.79	4.05-4.10	—
S.E. MO				
Friday**	11.21-11.25	5.13	4.57-4.64	—
Monday	11.09-11.13	5.12	4.55-4.63	—
Tuesday	11.03-11.07	5.12	4.61-4.68	—
Wednesday	11.06-11.11	5.07	4.57-4.64	—
Thursday	11.05-11.16	5.11	4.59-4.66	—
Friday	10.88-11.01	5.07	4.49-4.60	—

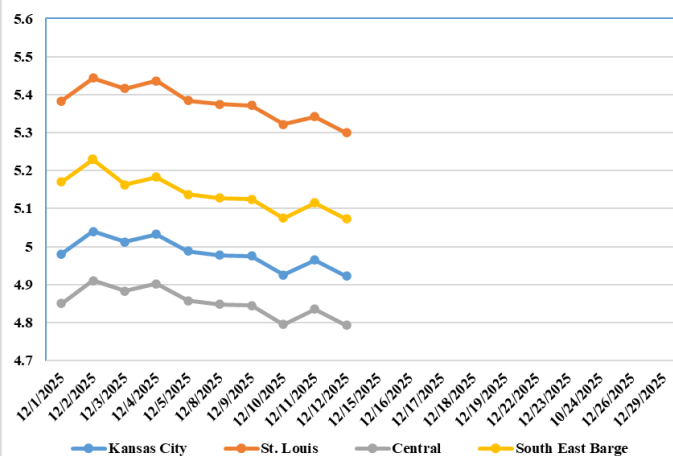
(PRICES PER BUSHEL) *NEW CROP **PREVIOUS WEEK'S PRICES
*Bids calculated using Kansas City, St. Louis, and St. Joseph bids

MONTHLY GRAIN CROP

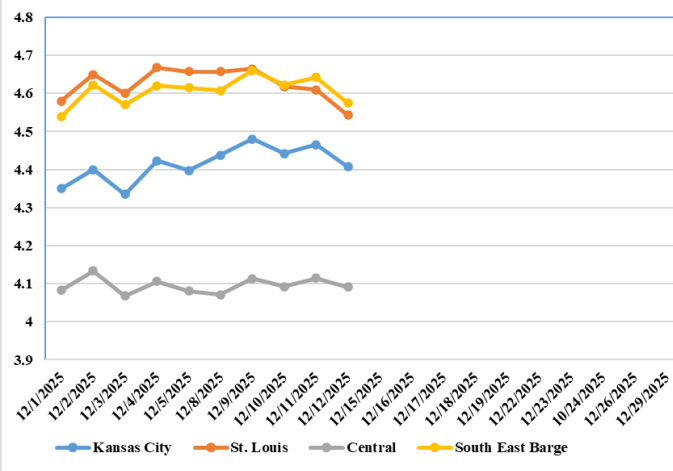
December 2025 Soybean Bids



December 2025 Wheat Bids



December 2025 Corn Bids



*Axis value ranges may be updated to reflect data points.
Only dates in which markets are trading and only current cash bids are represented.

WHOLESALE FEEDSTUFFS PRICES (DOLLARS PER TON-BULK BASIS)

Area	Cottonseed Meal 41%	Soybean Meal 46.5-48%	Corn Gluten Pellets 21%	Wheat Middlings
Kansas City	305.00	296.20	218.67	261.67
St. Louis	300.00	N/A	198.00	221.50

GRAIN CRUSHINGS

September 2025 contained 30 days.

October 2025 contained 31 days.

Total corn consumed for alcohol and other uses was 524 million bushels in October 2025. Total corn consumption was up 9 percent from September 2025 and up 2 percent from October 2024. October 2025 usage included 93.1 percent for alcohol and 6.9 percent for other purposes. Corn consumed for beverage alcohol totaled 3.55 million bushels, down 2 percent from September 2025 but up 2 percent from October 2024. Corn for fuel alcohol, at 476 million bushels, was up 9 percent from September 2025 and up 3 percent from October 2024. Corn consumed in October 2025 for dry milling fuel production and wet milling fuel production was 92.6 percent and 7.4 percent, respectively.

Dry mill co-product production of distillers dried grains with solubles (DDGS) was 1.93 million tons during October 2025, up 13 percent from September 2025 and up 3 percent from October 2024. Distillers wet grains (DWG) 65 percent or more moisture was 1.24 million tons in October 2025, up 2 percent from September 2025 but down 6 percent from October 2024.

Wet mill corn gluten feed production was 251,650 tons during October 2025, down 8 percent from September 2025 but up slightly from October 2024. Wet corn gluten feed 40 to 60 percent moisture was 189,128 tons in October 2025, up 15 percent from September 2025 but down 8 percent from October 2024.

MISSOURI WEEKLY HAY SUMMARY 12/04/2025

The first winter weather of the year arrived across the state this past week. Some areas in the north received over 10 inches of snow. This along with much cooler temperatures had everyone out feeding. As always, the first snow provided a slight boost to hay movement and demand. The supply of hay is moderate to heavy and at this time there isn't any concerns with feed availability. There has been some slight improvement in the drought monitor but over ¾ of the state is still listed in some stage of drought. Even though the growing season is over winter moisture is needed before spring arrives. Prices are mostly steady. The Missouri Department of Agriculture has a hay directory at <https://apps.mda.mo.gov/haydirectory> or visit the University of Missouri Extension feed stuff finder at <https://feedstufffinder.org>

Alfalfa - Supreme 250.00-300.00, small square 10.00-15.00 per bale
Alfalfa - Premium 175.00-225.00
Alfalfa - Good 150.00-175.00, small square 6.00-10.00 per bale
Alfalfa - Fair 125.00-150.00
Mixed Grass—Premium 150.00-200.00
Mixed grass - Good/Premium 100.00-150.00
Mixed grass-Fair/Good 75.00-125.00, small square 3.00-7.00 per bale
Mixed grass - Fair 20.00-50.00 per large round bale
Wheat straw - 4.00-7.00 per small square bale

Please Note: The above volumes (tonnage, acres, and bales) listed are for confirmed trades only, it does not include estimated volume (tonnage) for bids or offers to the trade. List your hay for sale at: [Hay Listing Online Form](#). Explanation of Hay Quality Guidelines: [Hay Quality Designation Guidelines](#). Glossary of Terms: [Livestock, Poultry, & Grain Hay Terms](#)

MISSOURI WEEKLY SHEEP/GOAT AUCTION SUMMARY

Receipts: 832 Week Ago: 817 Last Year: 595

SHEEP: Feeder Lambs: Small and Medium 1 hair 35-45 lbs 420.00-440.00. Small and Medium 1-2 25-45 lbs 380.00-395.00. Slaughter Lambs: Choice and Prime 1-3 hair 45-50 lbs 370.00-405.00; 50-60 lbs 385.00-430.00; 60-70 lbs 375.00-395.00; 70-80 lbs 360.00-385.00; pkg 85 lbs 335.00; pkg 96 lbs 275.00. Choice 1-2 hair 45-70 lbs 355.00-360.00. Slaughter Ewes: Utility and Good 1-2 130-140 lbs 125.00. Utility and Good 1-3 85-95 lbs 140.00; 105-145 lbs 135.00-155.00. Replacement Ewes: Medium and Large 1-2 2-4 yrs 120-140 lbs WIN 170.00-192.50 per head. 4-6 yrs 100-125 lbs WIN 155.00-180.00 per head.

GOATS: Feeder Kids: Selection 1-2 30-45 lbs 350.00-380.00. Slaughter Kids: Selection 1 45-60 lbs 380.00-420.00; 65-75 lbs 390.00-405.00. Selection 2 pkg 70 lbs 305.00. Nannies Selection 1-2 pkg 83 lbs 155.00. Replacement Nannies: Selection 1-2 2-4 yrs B 100-115 lbs 205.00-225.00 per head.

Explanatory Notes: Stage - Represents estimated lambing/kidding period (Open, Exp=exposed, Bred, Fall = Sep-Nov, Win = Dec-Feb, Spr = Mar-May, Sum=Jun-Aug; w/s = woolled and shorn; /hd= per head; /fam=per family
All price CWT unless otherwise noted.

MISSOURI DROUGHT MONITOR

Date	None	D0	D1	D2	D3	D4
12/09/25	20.17	79.83	30.49	4.58	0.0	0.0
12/02/25	23.67	76.33	31.88	4.58	0.0	0.0
12/10/24	39.07	60.93	28.63	0.0	0.0	0.0

Reflects percentage of Missouri impacted by drought. D0 Abnormally Dry; D1 Moderate Drought; D2 Severe Drought; D3 Extreme Drought; D4 Exceptional Drought

NATIONAL DIRECT DELIVERED FEEDER PIG REPORT

12/12/25 Receipts: 97,696 Week ago: 138,362 Year Ago: 78,598
Early weaned pigs are firm to 4.00 higher and feeder pigs are 2.00 higher.

Cash: 54,004 head 57.00-76.00, weighted average 68.91

Formula: 30,692 head 49.04-72.61, weighted average 59.90

Feeder pigs 40 pounds basis: Cash 13,000 head 82.00-87.00, weighted average 85.19

NATIONAL DAILY DIRECT PRIOR DAY HOG REPORTS 12/12/25

BARROWS AND GILTS (Carcass Basis): 2,473 head
Base Carcass Price 60.00-74.00, weighted average 71.78

SOWS (Live Basis): 7,094 head
300-500 lbs. 30.00-75.00
Over 500 lbs. 45.21-75.00

MISSOURI WEEKLY DIRECT SLAUGHTER CATTLE REPORT 12/12/25

Weekly Receipts: 160 Week ago: 440 Year ago: 340
Trading as of Friday morning, early week trade of Flat dressed sales at 345.00 are 5.00 higher, with Grid dressed sales inactive.

LIVE STEERS & HEIFERS: DRESSED STEERS & HEIFERS:
No sales reported. 4 loads Wed. at 345.00 Flat.

GRADE AND EIGHT (Grid):
No Sales reported.

Click here for the current [National Crop Progress](#)
Click here for the current [Missouri Crop Progress](#)
The current hay directory can be found at: [Hay Directory](#).