

Weekly Market Summary

Published by:
Missouri Department of Agriculture
Ag Business Development Division
Market News Program



Chris Chinn, Director
Jill Wood, Division Director
Tony Hancock, Editor
<http://www.ams.usda.gov/marketnews.htm>
<http://www.ams.usda.gov/marketnews.htm>

Michael Kehoe, Governor

Volume XLVI, Number 3 ♦ P.O. Box 630, Jefferson City, MO 65102 ♦ (573) 751-4211 ♦ Mon, Jan 19, 2026

MISSOURI WEEKLY FEEDER CATTLE WEIGHTED AVERAGE REPORT

Feeder Cattle Receipts: 49,778 Week ago: 65,945 Year ago: 42,988
Steers and Heifers Medium and Large 1—Weighted average weights and prices

STEERS: Medium and Large 1

324 lbs. 595.09	525 lbs. 502.29	720 lbs. 386.42	921 lbs. 336.40
373 lbs. 575.65	572 lbs. 455.28	773 lbs. 371.71	981 lbs. 323.50
428 lbs. 560.61	623 lbs. 429.88	821 lbs. 355.95	
474 lbs. 522.68	672 lbs. 406.34	888 lbs. 345.33	

HEIFERS: Medium and Large 1

322 lbs. 542.68	525 lbs. 430.44	724 lbs. 348.86	910 lbs. 309.72
378 lbs. 504.92	575 lbs. 404.35	780 lbs. 335.39	982 lbs. 303.00
422 lbs. 482.32	623 lbs. 388.61	817 lbs. 320.10	
473 lbs. 452.28	675 lbs. 360.53	881 lbs. 305.32	

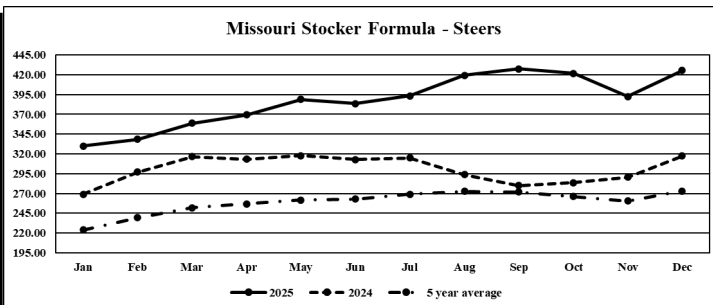
MISSOURI STEER (HEIFER) STOCKER FORMULA 1/19/2026

Monday's Missouri Stocker formula consists of **11,065 (9,541)** head with a weighted average weight of **552.91 (542.76)** lbs. and a price value of **458.29 (409.40)**, 0.46 lower (2.21 higher) than a week ago.

This a rolling seven day calculated weighted value which combines all Feeder Steers reported by MDA/USDA Market News Service weighing from 400-649 lbs. in the Medium and Large 1 and Medium and Large 1-2 frame and muscle classifications, including all comment cattle except Brahman X. Heifer values are in parentheses.

NATIONAL BOXED BEEF CUTOUT VALUES

DATE	CHOICE	SELECT	TOTAL LOADS
1/12	357.11	358.05	103
1/13	357.99	357.18	145
1/14	358.53	357.65	129
1/15	360.77	359.71	150
1/16	362.38	360.19	88
5 Day Simple Average	359.91	358.68	



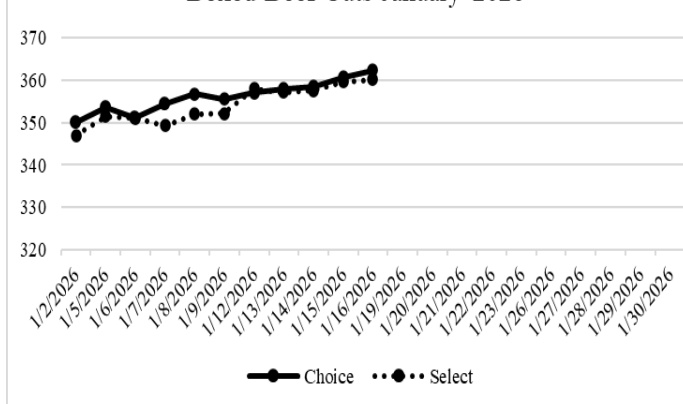
*Graph is updated the first Monday of each month. Axis value ranges may be updated to reflect data points.

MISSOURI WEEKLY CATTLE AUCTION SUMMARY

Total Receipts: 55,115 Week Ago: 73,253 Year Ago: 46,979

Compared to last week, feeder steers and heifers sold unevenly steady with most sales falling from 5.00 lower to 5.00 higher. Still some instances of lighter weight calves selling sharply higher, but overall, many of last weeks extreme tops were not seen. The supply was heavy although it was much less than last week's record volume. Quality was perhaps a bit less than last week without as many large groups of fancy cattle which could have accounted for a lower trend in places. Demand remains very good especially for grazing weights and prices are still at historically high levels even if auctions aren't setting new records every day. Thus far winter has been fairly mild and producers haven't had to deal with much of any mud or snow. Although still a week away many weather forecast are already warning winter weather late this week and into next which could cause some marketing issues. Stick out sales this week of drafts over 20 head included: 28 head of 438 lb. steers at Kingsville Livestock Auction which sold for 610.00 and 35 head of 654 lb. steers for 448.00. Callaway Livestock Center Sold 83 head of 518 lb. thin steers for 561.00, 47 head of 613 lb. thin steers for 468.00; 142 head of 761 lb. steers for 392.00, and 67 head of 808 lb. steers for 375.00. South Central Regional Stockyards sold 47 head of 573 lb. steers for 472.00. Lolli Brothers Livestock Market sold 36 head of 724 lb. steers for 424.00. Joplin Regional Stockyards sold 92 head of 897 lb. steers for 357.00. On the heifer side prices are starting to be more complex as several drafts are now being bought with intentions of being turned into mommas. Drafts known to be intended for feed included 25 head of 538 lb. heifers sold at Kingsville Livestock Auction for 470.00. Windsor Livestock Auction sold 140 head of 614 lb. heifers for 412.50. Callaway Livestock Center sold 28 head of 702 lb. heifers for 364.50. Boxed beef cutout values closed higher for the week. Choice closed on Friday at 362.38, up 6.75 and select closed at 360.19, up 8.02 compared to last week. The choice/select spread remaining very narrow at 2.19 per cwt. Negotiated feedlot sales as of the 2:00 cutoff time on Friday afternoons report came in just under 59k head. Live prices were reported 228.00-233.00, mostly 232.00-233.00. Dressed sales reported mostly at 365.00. The Missouri Stocker formula consists of 11,065 head with a weighted average weight of 552.91 lbs. and a price value of 458.29, 0.46 lower than last week. The steer/heifer spread is 48.89.

Boxed Beef Cuts January 2026



*Axis value ranges may be updated to reflect data points.

WEEKLY LIVESTOCK SLAUGHTER

	CATTLE	HOGS	SHEEP
Week to Date:	562,000	2,623,000	40,000
Last Week:	553,000	2,683,000	38,000
Last Year:	601,259	2,618,934	35,792

The Weekly Market Summary, as well as historical summaries, are available on our website <https://agmarketnews.mo.gov/summaries>
Market News Hotline: 1-573-522-9244
Check out the latest updates on our YouTube Channel: [MDA Market News](https://www.youtube.com/channel/UCM4M4M4M4M4M4M4M4M4M4M4)

SOUTHWEST MISSOURI WEEKLY SUMMARY

(Joplin, Springfield, Exeter)

Receipts: 21,953 Week ago: 27,783 Year Ago: 12,495

Compared to last week, feeders sold uneven from 6.00 lower to 8.00 higher, with some instances of 20.00 higher. Slaughter cows sold mixed from 7.00 lower to 3.00 higher.

FEEDER STEERS:

Medium and Large 1

300-400 lbs.	550.00-670.00
400-500 lbs.	490.00-600.00
500-600 lbs.	430.00-550.00
600-700 lbs.	380.00-446.00
700-800 lbs.	350.00-395.25
800-900 lbs.	342.50-365.50
900-1000 lbs.	318.00-338.50

FEEDER HOLSTEIN STEERS

Large 3

600-700 lbs.	299.00-311.00
700-800 lbs.	277.50-302.00
800-850 lbs.	281.00

FEEDER HEIFERS:

Medium and Large 1

300-400 lbs.	460.00-620.00
400-500 lbs.	440.00-524.00
500-600 lbs.	380.00-461.00
600-700 lbs.	342.00-409.00
700-800 lbs.	320.00-361.00
800-900 lbs.	305.00-326.00
900-1000 lbs.	291.00-311.50

SLAUGHTER COWS: Breaking and Boning (70-85% lean) 135.00-162.00; high dressing 155.00-172.00; low dressing 122.50-146.00 Lean (85-90%) 120.00-154.00; high dressing 137.50-158.00; low dressing 90.00-130.00

SLAUGHTER BULLS: Yield

Grade 1-2 1235-2460 lbs. 170.00-198.00; high dressing 190.00-216.00; low dressing 142.50-179.00.

BRED COWS: Medium and Large 1, 1092-1600 lbs., 2nd -3rd stage, 2-8 yrs. 3275.00-4200.00 per head

Medium and Large 1-2, 955-1725 lbs., 2nd-3rd stage, 2-8 yrs., 2150.00-4300.00; Over 8 yrs., 2050.00-3400.00 per head.

COW CALF PAIRS: Medium and Large 1, with 150-300 lb. calves, Open, 2-8 yrs., 4600.00-5100.00; calves over 300 lbs and most bred back 4100.00-5300.00 per pair.

BRED HEIFERS: Medium and Large 1, 975-1350., 1 1/2-4 years, 2nd-3rd stage, 3400.00-4500.00 per head.

SOUTH CENTRAL MISSOURI WEEKLY SUMMARY

(West Plains, Phillipsburg)

Receipts: 6,903 Week ago: 6,892 Year Ago: 5,796

Compared to last week, feeders were mixed from 20.00 lower to 4.00 higher. Slaughter cows and bulls sold steady to 3.00 lower.

FEEDER STEERS:

Medium and Large 1

300-400 lbs.	562.50-617.50
400-500 lbs.	500.00-600.00
500-600 lbs.	433.50-510.00
600-700 lbs.	395.00-448.50
700-800 lbs.	363.00-410.00
800-900 lbs.	341.00-351.00

FEEDER HOLSTEIN STEERS:

Large 3

1000-1050 lbs.	170.00
----------------	--------

FEEDER HEIFERS:

Medium and Large 1

300-400 lbs.	460.00-570.00
400-500 lbs.	420.00-495.00
500-600 lbs.	377.50-450.00
600-700 lbs.	332.50-380.00
700-750 lbs.	335.00-362.50

SLAUGHTER COWS: Breaking and Boning (70-85% lean) 140.50-163.00; high dressing 156.00-172.00; low dressing 119.00-151.00. Lean (85-90%) 125.00-147.00, high dressing 133.50-153.00 low dressing 110.00-123.00

SLAUGHTER BULLS: Yield

Grade 1-2 1152-2250 lbs. 168.50-194.00; high dressing 183.50-212.00; low dressing 150.00-170.00

BRED COWS: Medium and Large 1, 1180-1262 lbs., 2-8 yrs., 2nd-3rd stage, 3000.00-3500.00;

Medium and Large 1-2, 1120-1595 lbs., 2nd-3rd stage, 2-8 yrs., 2400.00-3900.00 Over 8 yrs., 2400.00-2600.00

COW CALF PAIRS: Medium and Large 1-2, with 150-300 lb calves, 1025-1290 lbs., 2-8 yrs., 1st stage, 3850.00-4225.00

WEST CENTRAL MISSOURI WEEKLY SUMMARY

(Kingsville, Windsor, Butler, Osceola)

Receipts: 9,838 Week ago: 13,119 Year ago: 8,368

Compared to last week, feeders sold steady to 15.00 higher. Slaughter cows were uneven from 3.00 lower to 5.00 higher.

FEEDER STEERS:

Medium and Large 1

300-400 lbs.	550.00-650.00
400-500 lbs.	500.00-610.00
500-600 lbs.	435.00-535.00
600-700 lbs.	387.00-467.50
700-800 lbs.	356.00-410.00
800-900 lbs.	329.50-377.00
900-1000 lbs.	315.00-340.00

SLAUGHTER BULLS: Yield Grade 1-2 1440-2090 lbs. 175.00-199.50

FEEDER HEIFERS:

Medium and Large 1

300-400 lbs.	460.00-570.00
400-500 lbs.	422.00-540.00
500-600 lbs.	403.00-480.00
600-700 lbs.	350.00-425.00
700-800 lbs.	316.00-351.50
800-850 lbs.	314.00-322.50

SLAUGHTER COWS: Breaking and Boning (70-85% lean) 137.00-165.00, high dressing 158.00-181.00, low dressing 130.00-150.00; Lean (85-90%) 116.00-142.00, low dressing 85.00-120.00

BRED COWS: Medium and Large 1-2, 1025-1795 lbs. 2nd-3rd stage, 2-8 yrs., 2400.00-4025.00; Over 5 yrs., 2400.00-2750.00

BRED HEIFERS: Scarce

NORTHEAST MISSOURI WEEKLY SUMMARY

(Bowling Green, Kingdom City, Palmyra)

Receipts: 5,672 Week ago: 8,380 Year ago: 6,245

Compared to last week steers sold steady to firm, heifers sold from steady to 30.00 higher. Slaughter cows mostly steady.

FEEDER STEERS:

Medium and Large 1

400-500 lbs.	499.00-542.00
500-600 lbs.	430.00-519.00
600-700 lbs.	390.00-456.00
700-800 lbs.	359.00-392.00
800-900 lbs.	322.00-375.00
116 hd. 933 lbs.	345.00

SLAUGHTER BULLS: Yield Grade 1-2 1425-2280 lbs. 185.00-207.00; high dressing 200.00-214.00; low dressing 162.00-183.00

FEEDER HEIFERS:

Medium and Large 1

350-400 lbs.	452.50-470.00
400-500 lbs.	420.00-490.00
500-600 lbs.	391.00-449.00
600-700 lbs.	359.00-400.00
700-750 lbs.	360.00-364.50

SLAUGHTER COWS: Breaking and Boning, (70-85% lean) 149.00-164.00; high dressing 160.00-170.00. Lean (85-90%) 138.00-150.00; low dressing 120.00-139.00

SLAUGHTER STEERS: Choice 2-3 224.00-227.50

BRED COWS: Medium and Large 1 2-8 yrs 1267-1463 lbs 3rd stage 3500.00-4250.00 per head.

SLAUGHTER HEIFERS: Choice 2-3 225.00-228.50

BRED HEIFERS: Medium and Large 1 1100-1250 lbs 3rd stage 4050.00 per head.

NORTH CENTRAL MISSOURI WEEKLY SUMMARY

(Macon, Unionville, Green City, New Cambria)

Receipts: 4,045 Week ago: 9,330 Year ago: 6,037

Compared to last week, feeders sold steady to 15.00 higher, with some light to mid weight calves 20.00-30.00 higher. Slaughter cows sold steady to firm.

*Some sale barns on a bi-weekly schedule and may not have a sale each week.

FEEDER STEERS:

Medium and Large 1

300-400 lbs.	569.00-606.00
400-500 lbs.	522.50-568.00
500-600 lbs.	440.00-548.00
600-700 lbs.	393.00-451.00
700-800 lbs.	362.50-424.00
800-850 lbs.	358.50-363.75
61 hd. 939 lbs.	336.50

SLAUGHTER BULLS: Yield Grade 1-2 1360-2220 lbs. 185.00-197.00; low dressing 177.00-184.00

FEEDER HEIFERS:

Medium and Large 1

350-400 lbs.	480.00-509.00
400-500 lbs.	427.50-488.00
500-600 lbs.	390.00-475.00
600-700 lbs.	357.00-411.00
700-800 lbs.	342.00-365.00
800-850 lbs.	310.00-318.00

SLAUGHTER COWS: Breaking and Boning (70-85% lean) 149.00-164.00; high dressing 160.00-170.00; low dressing 135.00-149.00. Lean (85-90%) 137.00-153.00, low dressing 122.50-136.00

BRED COWS: Scarce

BRED HEIFERS: Scarce

SOUTHEAST MISSOURI WEEKLY SUMMARY

(Jackson and Farmington)

Receipts: 1,238 Week ago: 2,338 Year ago: 1,549

Compared to last week, feeders sold steady to 15.00 lower, except 400-500 lbs calves that sold 10.00-20.00 higher. Slaughter cows sold steady and bulls steady to 2.00 higher.

FEEDER STEERS:

Medium and Large 1

300-400 lbs. 472.00-590.00
400-500 lbs. 435.00-560.00
500-600 lbs. 410.00-515.00
600-700 lbs. 370.00-425.00
700-750 lbs. 340.00-367.00
800-900 lbs. 305.00-337.00

FEEDER HEIFERS:

Medium and Large 1

300-400 lbs. 427.00-540.00
400-500 lbs. 400.00-500.00
500-600 lbs. 345.00-432.00
600-700 lbs. 312.00-360.00
700-750 lbs. 325.00-335.00

SLAUGHTER BULLS: Yield
Grade 1-2 1285-2055 lbs. 158.00-
173.50, high dressing 183.00-
203.00

SLAUGHTER COWS: Breaking
and Boning (75-85% lean) 138.00-
153.00; high dressing 154.00-
169.00; Lean (85-90% lean)
100.00-125.00; high dressing
127.00-152.00

BRED COWS: Scarce

COW & CALF PAIRS: Scarce

EAST CENTRAL MISSOURI WEEKLY SUMMARY

(Cuba, Vienna)

Receipts: 3,110 Week ago: 3,200 Year ago: 3,201

Compared to last week, steers under 550 lbs firm to 10.00 higher, over 550 lbs steady. Heifers steady to 15.00 higher with advance under 550 lbs. Slaughter cows steady to 2.00 lower.

FEEDER STEERS:

Medium and Large 1

300-400 lbs. 515.00-607.50
400-500 lbs. 455.00-600.00
500-600 lbs. 410.00-546.00
600-700 lbs. 372.00-458.00
700-800 lbs. 350.00-382.00
800-900 lbs. 327.50-341.00
900-1000 lbs. 310.00-323.75

FEEDER HEIFERS:

Medium and Large 1

300-400 lbs. 485.00-555.00
400-500 lbs. 430.00-515.00
500-600 lbs. 383.00-455.50
600-700 lbs. 343.50-376.00
700-800 lbs. 328.25-343.50
800-900 lbs. 270.00-323.25

SLAUGHTER BULLS: Yield
Grade 1-2 1205-2130 lbs 180.50
-196.00; low dressing 150.00-
180.50

SLAUGHTER COWS: Breaking
and Boning, (70-85% lean) 152.00-
160.00, high dressing 159.00-
165.00, low dressing 135.00-
148.00; Lean (85-90%) 132.00-
145.00, low dressing 120.00-
132.00

BRED COWS: Medium and
Large 1, Over 5 yrs., 1247-1342
lbs., 2nd-3rd stage, 2400.00-
3425.00

BRED HEIFERS: Scarce

NORTHWEST MISSOURI WEEKLY SUMMARY

(Tina)

Receipts: 2,356 Week ago: 2,211 Year ago: 2,530

Compared to last week, feeder steers sold steady to 10.00 higher and heifers sold 10.00-20.00 higher. Slaughter cows and bulls traded mostly steady.

FEEDER STEERS:

Medium and Large 1

400-500 lbs. 497.00-550.00
500-600 lbs. 444.50-512.00
600-700 lbs. 395.00-452.50
700-800 lbs. 364.00-411.00
800-900 lbs. 334.50-357.00

FEEDER HEIFERS:

Medium and Large 1

400-500 lbs. 454.00-480.00
500-600 lbs. 407.00-465.00
600-700 lbs. 354.00-408.00
800-850 lbs. 323.00-330.50
950-1000 lbs. 306.00

SLAUGHTER BULLS: Yield
Grade 1-2 1615-2515 lbs. 181.50-
200.50

SLAUGHTER COWS: Breaking
and Boning, (70-85% lean) 145.00-
165.50; Lean (85-90%) 132.00-
134.00

BRED COWS: Scarce

BRED HEIFERS: Scarce

AFTERNOON NATIONAL SLAUGHTER CATTLE REVIEW

So far for Friday, negotiated cash trade has been moderate to active on good demand in Nebraska. Compared to last week, live purchases have been 1.00 higher from 232.00-233.50, mostly 233.00, while dressed purchases have been steady at mostly 365.00. Negotiated cash trade has been moderate on good demand in Kansas and the Western Cornbelt. Compared to last week in Kansas, live purchases have been steady to 1.00 higher at 233.00. Compared to last week in the Western Cornbelt, live purchases have been steady at mostly 232.00. Dressed purchases, when compared to last week, have been steady to 2.00 lower ranging from 360.00-365.00, mostly 363.00-365.00.

Negotiated Cash Sales:

Confirmed:	51,967	Week Ago:	15,519	Year Ago:	8,272
Week to date:	54,696	Week Ago:	51,489	Year Ago:	71,719

<u>Live Basis</u>	<u>Steers</u>	<u>Heifers</u>
Over 80% Choice	230.00-233.50 avg 232.35	230.00-233.50 avg 232.36
65-80% Choice	233.00-233.00 avg 233.00	233.00-233.00 avg 233.00
35-65% Choice	233.00-233.00 avg 233.00	233.00-233.00 avg 233.00
0-35% Choice	-	-
Total All Grades	230.00-233.50 avg 232.49	230.00-233.50 avg 232.43
<u>Dressed Basis</u>		
Over 80% Choice	360.00-368.00 avg 364.60	360.00-365.00 avg 364.76
65-80% Choice	368.00-368.00 avg 368.00	365.00-365.00 avg 365.00
35-65% Choice	-	-
0-35% Choice	-	-
Total All Grades	360.00-368.00 avg 364.68	360.00-365.00 avg 364.77

<u>All Beef Type Steers/Heifers</u>	<u>Head</u>	<u>Avg Wt</u>	<u>Price Range</u>	<u>Wtd Avg</u>
Live FOB	37,030	1,493.5	229.00-237.00	232.33
Live Del	2,274	1,473.3	232.00-235.50	234.13
Dressed Del	12,126	975.8	360.00-368.00	364.57
Dressed FOB	-	-	-	-

WEEKLY COMMODITY FUTURES TRENDS

Compared to last week, Live Cattle nearby 0.15 to 1.57 lower, fall 26 0.03 to .013 higher, Lean Hogs 2.27 to 3.43 higher, Feeder Cattle 1.20 to 1.95 higher.

Daily Futures Closes

	Mon.	Tues.	Wed.	Thu.	Fri.
Cattle					
Feb	235.25	237.25	235.15	236.05	232.15
Apr	236.07	238.97	237.32	238.42	233.97
Jun	230.60	233.40	232.32	233.90	229.60
Aug	227.62	230.30	229.27	231.10	227.25
Oct	227.10	229.65	228.45	230.40	226.85
Lean Hogs					
Feb	84.42	84.62	85.70	87.80	88.27
Apr	90.75	91.25	92.70	95.00	95.20
May	95.02	95.42	96.57	98.47	98.72
Jun	104.02	104.32	105.27	107.07	107.50
Jul	105.07	105.37	105.87	107.42	106.35
Fdr Cattle					
Jan	362.05	366.27	364.75	368.42	361.92
Mar	356.17	362.12	359.70	364.55	356.45
Apr	354.45	360.60	358.17	362.92	354.90
May	351.75	357.75	355.40	360.02	352.27
Aug	350.92	356.60	354.35	358.52	351.20
Milk					
Jan	14.80	14.77	14.77	14.74	14.74
Feb	15.08	14.90	14.87	15.00	15.07
Mar	15.28	15.10	15.03	15.09	15.15

WEEKLY COMMODITY GRAIN FUTURES TRENDS

Compared to last week, Soybeans 0.05 to 0.07 lower, Wheat unchanged, Corn 0.14 to 0.22 lower, KC Wheat 0.03 to 0.06 lower, Soybean Meal 9.80 to 13.70 lower.

Daily Grain Futures Closes

	Mon.	Tues.	Wed.	Thu.	Fri.
Soybeans					
Jan	1033	1023 1/4	1030 1/2	—	—
Mar	1049	1038 3/4	1042 1/2	1053	1057 3/4
May	1061 3/4	1052	1055	1064 1/4	1068 3/4
Jul	1075 1/2	1066	1068 1/4	1076 1/4	1081 1/4
Aug	1073 3/4	1064 1/2	1065 1/2	1073 1/4	1077 3/4
Wheat					
Mar	511 1/4	510 1/2	512 1/2	510 1/2	518
May	522 3/4	521 3/4	523 3/4	521 1/2	528 3/4
Jul	535 3/4	534 1/2	536 1/4	533 1/2	540 1/2
Sep	549 3/4	549	550 1/2	548	554 3/4
Dec	568 3/4	568	569 1/4	567	573 3/4
Corn					
Mar	421 1/2	419 3/4	422	420 1/4	424 3/4
May	430 1/2	427 3/4	429 3/4	427 3/4	432
Jul	438	434 1/2	436	434	438
Sep	438 3/4	433 1/4	434 1/2	433 1/4	436 1/4
Dec	451 1/2	445 3/4	447 3/4	446 3/4	449 3/4
KC Wheat					
Mar	526 3/4	519 1/2	522 1/4	517 1/4	527 1/4
May	538	531 1/4	533 1/2	528 3/4	538 1/4
Jul	551 1/2	544 3/4	546 1/4	541 3/4	551
Sep	566 1/4	559 3/4	561	556 3/4	565 1/2
Dec	586	579 1/2	581	576 3/4	585 1/2
SB Meal					
Jan	294.60	286.40	287.20	—	—
Mar	298.30	291.60	291.90	289.20	290.00
May	302.00	295.70	296.50	293.90	295.10
Jul	307.00	301.00	301.70	299.50	301.00
Aug	308.60	302.90	303.60	301.40	303.20

MISSOURI GRAIN WEEKLY TRENDS

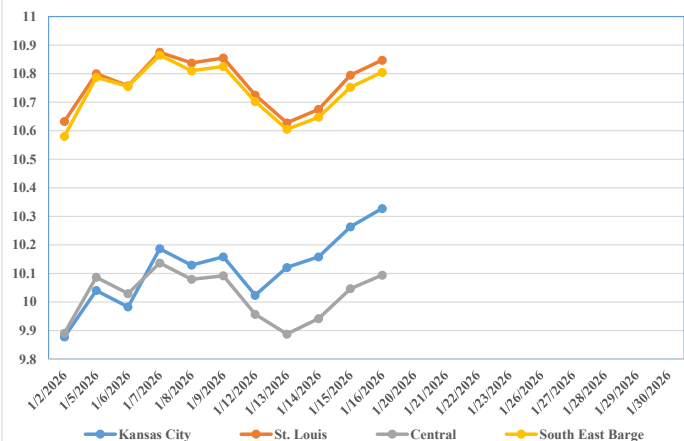
Compared to last week, Soybeans 0.01 lower to 0.20 higher, Wheat 0.01 higher, Corn 0.14 to 0.21 lower, Sorghum 0.21 lower to 0.04 higher.

Area	#1 Soybeans	#2 Soft Wheat	#2 Corn	#2 Grain Sorghum
Kansas City				
Friday**	10.02-10.42	4.80	4.47	3.60
Monday	9.89-10.29	4.74	4.23	3.36
Tuesday	10.03-10.28	4.73	4.21	3.34
Wednesday	10.07-10.32	4.75	4.24	3.37
Thursday	10.18-10.43	4.73	4.22	3.35
Friday	10.22-10.52	4.81	4.26	3.39
St. Louis				
Friday**	10.85	5.07-5.12	4.64-4.66	4.35
Monday	10.72-10.73	5.01-5.06	4.39-4.40	4.11
Tuesday	10.62	5.00-5.05	4.37-4.38	4.09
Wednesday	10.67	5.02-5.07	4.42-4.43	4.37
Thursday	10.79-10.80	5.00-5.05	4.43-4.46	4.35
Friday	10.84	5.08-5.13	4.50-4.51	4.39
Central				
Friday**	10.02-10.12	4.67	4.10-4.15	—
Monday	9.89-9.99	4.61	3.86-3.91	—
Tuesday	9.83-9.93	4.60	3.84-3.89	—
Wednesday	9.87-9.97	4.62	3.87-3.92	—
Thursday	9.98-10.08	4.60	3.85-3.90	—
Friday	10.02-10.12	4.68	3.89-3.94	—
S.E. MO				
Friday**	10.78-10.84	—	4.58-4.71	—
Monday	10.65-10.73	—	4.36-4.47	—
Tuesday	10.55-10.62	—	4.34-4.39	—
Wednesday	10.61-10.66	—	4.37-4.42	—
Thursday	10.72-10.77	—	4.34-4.40	—
Friday	10.78-10.81	—	4.38-4.44	—

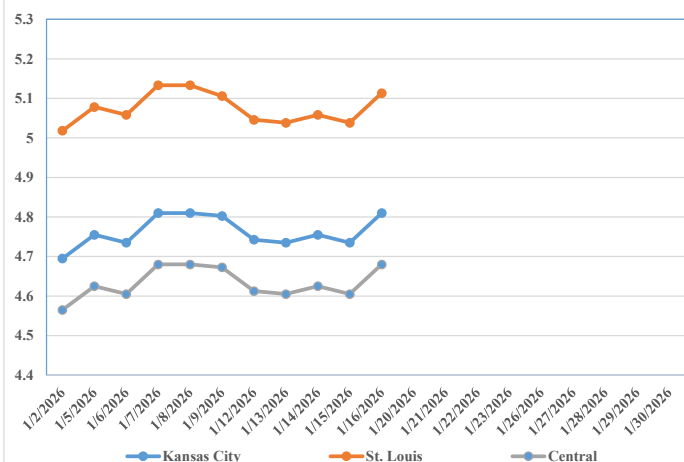
(PRICES PER BUSHEL) *NEW CROP **PREVIOUS WEEK'S PRICES
*Bids calculated using Kansas City, St. Louis, and St. Joseph bids

MONTHLY GRAIN CROP

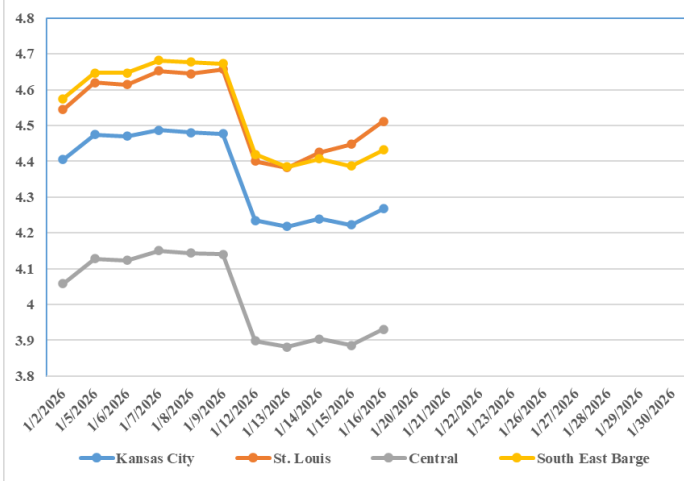
January 2026 Soybean Bids



January 2026 Wheat Bids



January 2026 Corn Bids



*Axis value ranges may be updated to reflect data points.
Only dates in which markets are trading and only current cash bids are represented.

WHOLESALE FEEDSTUFFS PRICES (DOLLARS PER TON-BULK BASIS)

Area	Soybean Hulls	Soybean Meal 46.5-48%	Corn Gluten Pellets 21%	Wheat Middlings
Kansas City	117.50	284.20	228.50	216.67
St. Louis	N/A	N/A	207.00	202.50

CROP PRODUCTION

Corn for grain production in 2025 was estimated at a record high 17.0 billion bushels, up 14 percent from the 2024 estimate. The average yield in the United States was estimated at a record high 186.5 bushels per acre, 7.2 bushels above the 2024 yield of 179.3 bushels per acre. Area harvested for grain was estimated at 91.3 million acres, up 10 percent from the 2024 estimate.

Sorghum: Grain production in 2025 was estimated 437 million bushels, up 27 percent from the 2024 total. Planted area for 2025 was estimated at 6.64 million acres, up 5 percent from 2024. Area harvested for grain, at 6.02 million acres, was up 7 percent from 2024. Grain yield was estimated at 72.6 bushels per acre, up 11.3 bushels from 2024.

Rice: Production in 2025 totaled 207 million cwt, down 7 percent from the 2024 total. Planted area for 2025 was estimated at 2.81 million acres, down 4 percent from 2024. Area harvested, at 2.74 million acres, was down 5 percent from the previous crop year. The average yield for all United States rice was estimated at 7,544 pounds per acre, down 209 pounds from 2024.

Soybean production in 2025 totaled 4.26 billion bushels, down 3 percent from 2024. The average yield per acre was estimated at a record high 53.0 bushels per acre, up 2.3 bushels from 2024. Harvested area, at 80.4 million acres, was down 7 percent from last year.

All cotton production is estimated at 13.9 million 480-pound bales, down 3 percent from 2024. The United States yield is estimated at 856 pounds per acre, down 30 pounds from last year. Harvested area, at 7.80 million acres, is down slightly from last year

MISSOURI WEEKLY HAY SUMMARY 1/07/2026

The year has started off with above average temperatures and very little moisture. Most of the state is currently highlighted on the drought monitor. Most livestock owners are enjoying not dealing with mud or having problems getting trucks or tractors started, but in the back of everyone's mind is the lack of moisture and how much some is needed before the new growing season. Mild weather has done little to reduce the overall hay supply as only normal feeding is taking place. Hay movement has been light to moderate. Prices seem to have stabilized and are mostly steady. The Missouri Department of Agriculture has a hay directory at <https://apps.mda.mo.gov/haydirectory> or visit the University of Missouri Extension feed stuff finder at <https://feedstufffinder.org>

Alfalfa - Supreme 250.00-300.00, small square 10.00-15.00 per bale
Alfalfa - Premium 175.00-225.00
Alfalfa - Good 150.00-175.00, small square 6.00-10.00 per bale
Alfalfa - Fair 125.00-150.00
Mixed Grass—Premium 150.00-200.00
Mixed grass - Good/Premium 100.00-150.00
Mixed grass-Fair/Good 75.00-125.00, small square 3.00-7.00 per bale
Mixed grass - Fair 20.00-45.00 per large round bale
Wheat straw - 4.00-7.00 per small square bale

Please Note: The above volumes (tonnage, acres, and bales) listed are for confirmed trades only, it does not include estimated volume (tonnage) for bids or offers to the trade. List your hay for sale at: [Hay Listing Online Form](#). Explanation of Hay Quality Guidelines: [Hay Quality Designation Guidelines](#). Glossary of Terms: [Livestock, Poultry, & Grain Hay Terms](#)

MISSOURI WEEKLY SHEEP/GOAT AUCTION SUMMARY

Receipts: 226 Week Ago: 1,803 Last Year: 1,664

SHEEP: Feeder Lambs: Medium and Large 1-2 35-50 lbs 365.00-390.00. Slaughter Lambs: Choice and Prime 1-2 hair 40-60 lbs 350.00-400.00; 60-80 lbs 325.00-390.00; 80-100 lbs 225.00-275.00. Slaughter Ewes: Utility and Good 2 90-175 lbs 120.00-180.00.

GOATS: Feeder Kids: Selection 1-2 30-50 lbs 300.00-350.00. Slaughter Kids: Selection 1 59 lbs 430.00. Selection 1-2 50-70 lbs 340.00-395.00. Selection 2 55-75 lbs 265.00-305.00. Nannies Selection 1-2 80-100 lbs 130.00-200.00. Billies Selection 1-2 90-150 lbs 200.00.

Explanatory Notes: Stage - Represents estimated lambing/kidding period (Open, Exp=exposed, Bred, Fall = Sep-Nov, Win = Dec-Feb, Spr = Mar-May, Sum=Jun-Aug; w/s = woolled and shorn; /hd= per head; /fam=per family
All price CWT unless otherwise noted.

MISSOURI DROUGHT MONITOR

Date	None	D0	D1	D2	D3	D4
1/13/26	10.81	38.03	30.68	20.48	0.0	0.0
1/6/26	4.72	37.75	45.93	11.61	0.0	0.0
1/14/25	69.71	18.54	11.75	0.0	0.0	0.0

Reflects percentage of Missouri impacted by drought. D0 Abnormally Dry; D1 Moderate Drought; D2 Severe Drought; D3 Extreme Drought; D4 Exceptional Drought

NATIONAL DIRECT DELIVERED FEEDER PIG REPORT

1/16/26 Receipts: 83,372 Week ago: 131,069 Year Ago: 122,636
Early weaned pigs are mostly 8.00 higher and feeder pigs are 4.00 higher.

Cash: 43,375 head 75.00-100.00, weighted average 90.97

Formula: 33,372 head 50.10-90.83, weighted average 70.41

Feeder pigs 40 pounds basis: Cash 6,625 head 101.00-116.00, weighted average 108.29

NATIONAL DAILY DIRECT PRIOR DAY HOG REPORTS 1/16/26

BARROWS AND GILTS (Carcass Basis): 305 head
Base Carcass Price N/A, weighted average N/A

SOWS (Live Basis): 6,965 head
300-500 lbs. 30.00-72.00
Over 500 lbs. 40.00-72.00

MISSOURI WEEKLY DIRECT SLAUGHTER CATTLE REPORT 1/16/26

Weekly Receipts: 600 Week ago: 360 Year ago: 340
Trading as of Friday morning, Flat dressed steady, Grid dressed sales 14.00 higher compared to last week.

LIVE STEERS & HEIFERS: No sales reported.
DRESSED STEERS & HEIFERS: 8 loads Thurs. at 360.00

GRADE AND EIGHT (Grid):
7 loads Thursday 370.00

Click here for the current [National Crop Progress](#)
Click here for the current [Missouri Crop Progress](#)
The current hay directory can be found at: [Hay Directory](#).