

Weekly Market Summary

Published by:
Missouri Department of Agriculture
Ag Business Development Division
Market News Program



Chris Chinn, Director
 Jill Wood, Division Director
 Tony Hancock, Editor
[agmarketnews.mo.gov](http://www.ams.usda.gov/marketnews.htm)
<http://www.ams.usda.gov/marketnews.htm>

Michael Kehoe, Governor

Volume XLVI, Number 4 ♦ P.O. Box 630, Jefferson City, MO 65102 ♦ (573) 751-4211 ♦ Mon, Jan 26, 2026

MISSOURI WEEKLY FEEDER CATTLE WEIGHTED AVERAGE REPORT

Feeder Cattle Receipts: 37,842 Week ago: 49,778 Year ago: 35,483
 Steers and Heifers Medium and Large 1—Weighted average weights and prices

STEERS: Medium and Large 1

327 lbs. 600.41	528 lbs. 499.61	721 lbs. 382.64	923 lbs. 333.23
372 lbs. 569.87	573 lbs. 457.81	768 lbs. 366.83	959 lbs. 322.46
424 lbs. 541.78	624 lbs. 431.44	825 lbs. 351.30	
476 lbs. 513.61	672 lbs. 404.85	876 lbs. 342.55	

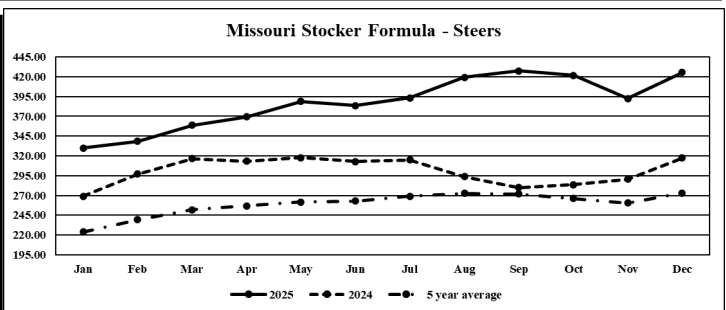
HEIFERS: Medium and Large 1

326 lbs. 528.03	522 lbs. 431.40	729 lbs. 341.24	919 lbs. 295.46
374 lbs. 501.55	575 lbs. 402.74	771 lbs. 332.45	
424 lbs. 476.41	619 lbs. 382.80	832 lbs. 322.31	
471 lbs. 452.09	674 lbs. 364.20	879 lbs. 314.17	

MISSOURI STEER (HEIFER) STOCKER FORMULA 1/26/2026

Monday's Missouri Stocker formula consists of **8,121 (6,675)** head with a weighted average weight of **551.05 (537.55)** lbs. and a price value of **456.95 (408.87)**, 1.34 lower (0.53 lower) than a week ago.

This a rolling seven day calculated weighted value which combines all Feeder Steers reported by MDA/USDA Market News Service weighing from 400-649 lbs. in the Medium and Large 1 and Medium and Large 1-2 frame and muscle classifications, including all comment cattle except Brahman X. Heifer values are in parentheses.



*Graph is updated the first Monday of each month. Axis value ranges may be updated to reflect data points.

NATIONAL BOXED BEEF CUTOUT VALUES

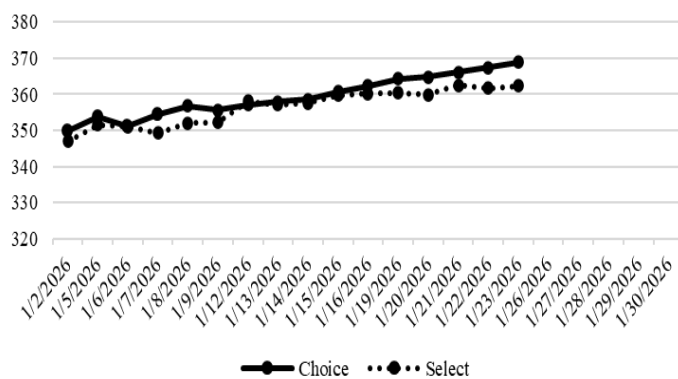
DATE	CHOICE	SELECT	TOTAL LOADS
1/19	364.33	360.33	82
1/20	364.76	359.84	118
1/21	366.11	362.45	138
1/22	367.45	361.73	95
1/23	368.92	362.39	123
5 Day Simple Average	366.31	361.35	

MISSOURI WEEKLY CATTLE AUCTION SUMMARY

Total Receipts: 41,844 Week Ago: 55,115 Year Ago: 38,810

Compared to last week, feeder steers and heifers sold mostly steady to 5.00 lower. There were still a few instances of thin or fancy sets of feeders that sold firm to higher but as a whole the market was a bit softer this week. Some of that softness was contributed to quality as several reporters noted more plainer type calves this week, some unweaned and without multiple rounds of shots. The anticipation of winter weather that stretched across much of the US over the weekend also slowed some marketing as producers and feedlots were more focused on preparing for the snow and extreme cold than selling or receiving cattle. The monthly cattle on feed report was released Friday afternoon and did not provide any surprises. All categories were very close to pre-report estimates. On Feed numbers were 96.8 percent, Marketings at 101.8 percent and Placements reported at 94.6 percent of year ago levels. These comparisons are now being compared to year ago numbers reflecting the closure of the Mexican border. This month's reports was also a quarterly report and provided a breakdown of the number of steers vs heifers on feed, which provides a slight insight to any possible heifer retention, that was squashed however as 39% of the on feed inventory was reported as heifers, a number that needs to fall in the lower 30's before it is considered that retention is occurring in a manner to possibly provide some herd growth. The next big report for cattle will be the Jan 30th Cattle Inventory Report. Stick out sales this week of drafts over 20 included: 39 head of 513 lb. fancy steers at Kingsville Livestock Auction which sold for 557.50, 53 head of 620 lb. steers that sold for 460.00, 23 head 723 lb. steers at 407.00 and 23 head of 831 lb. steers at 372.50. Callaway Livestock Center sold 23 head of 558 lb. steers for 508.00. Windsor Livestock Auction sold 34 head of 658 lb. fancy steers for 448.50, and a full load of 759 lb. steers for 387.00. Unionville Livestock Market sold a load of 900 lb. steers for 360.50. Boxed beef cutout values closed higher for the week. Choice closed on Friday at 368.92, up 6.54 and select closed at 362.39, up 2.20 compared to last week. The choice/select spread remaining narrow at 6.53 per cwt. Negotiated feedlot sales as of the 2:00 cutoff time on Friday afternoons report came in just under 50k head. Live prices were reported 232.00-236.50, mostly 235.00-236.00. Dressed sales reported 360.00-370.00. The Missouri Stocker formula consists of 8,121 head with a weighted average weight of 551.05 lbs. and a price value of 456.95, 1.34 lower than last week. The steer/heifer spread is 48.08.

Boxed Beef Cuts January 2026



*Axis value ranges may be updated to reflect data points.

WEEKLY LIVESTOCK SLAUGHTER

	CATTLE	HOGS	SHEEP
Week to Date:	535,000	2,484,000	35,000
Last Week:	562,000	2,623,000	40,000
Last Year:	593,858	2,473,808	33,353

The Weekly Market Summary, as well as historical summaries, are available on our website <https://agmarketnews.mo.gov/summaries>
 Market News Hotline: 1-573-522-9244
 Check out the latest updates on our YouTube Channel: [MDA Market News](https://www.youtube.com/channel/UC...)

SOUTHWEST MISSOURI WEEKLY SUMMARY

(Joplin, Springfield, Exeter)

Receipts: 13,511 Week ago: 21,953 Year Ago: 14,268

Compared to last week, feeders sold uneven from 8.00 lower to 10.00 higher. Slaughter cows were mixed from 2.00 lower to 5.00 higher.

FEEDER STEERS:
Medium and Large 1

300-400 lbs.	550.00-690.00
400-500 lbs.	486.00-579.00
500-600 lbs.	430.00-540.00
600-700 lbs.	365.00-457.00
700-800 lbs.	350.00-399.00
800-900 lbs.	337.50-355.00
900-1000 lbs.	317.00-340.50

FEEDER HEIFERS:
Medium and Large 1

300-400 lbs.	482.00-580.00
400-500 lbs.	421.00-520.00
500-600 lbs.	382.00-442.00
600-700 lbs.	345.00-430.00
700-800 lbs.	320.00-349.00
800-900 lbs.	316.00-326.00
900-925 lbs.	293.50-296.00

FEEDER HOLSTEIN STEERS:
Large 3

Scarce

SLAUGHTER COWS: Breaking and Boning (70-85% lean) 140.00-162.50; high dressing 159.00-180.00; low dressing 119.00-150.00 Lean (85-90%) 125.00-153.00; high dressing 140.00-155.00; low dressing 100.00-134.00

SLAUGHTER BULLS: Yield Grade 1-2 1315-2745 lbs. 174.00-201.00; high dressing 190.00-222.50; low dressing 160.00-180.00.

BRED COWS: Medium and Large 1, 1140-1625 lbs., 2-8 yrs., 1st stage, 2950.00-3400.00; 2nd-3rd stage 3300.00-3800.00

COW CALF PAIRS: Medium and Large 1-2, with 150-300 lb. calves, 2-8 yrs., Open, 3800.00-3900.00

Medium and Large 1-2, 905-1555 lbs., 2-8 yrs., 1st stage, 2150.00-2700.00; 2nd-3rd stage, 2100.00-3350.00; Over 5 yrs., 2nd-3rd stage, 2550.00-3050.00; Over 8 yrs., 2nd-3rd stage, 2500.00-2900.00

BRED HEIFERS: Medium and Large 1, 1280-1215., 2-4 yrs., 2nd-3rd stage, 3500.00-3600.00

Medium and Large 1-2, 900-1260 lbs., 2-4 yrs., 2nd-3rd stage, 2900.00-3400.00

SOUTH CENTRAL MISSOURI WEEKLY SUMMARY

(West Plains, Phillipsburg)

Receipts: 4,601 Week ago: 6,903 Year Ago: 5,570

Compared to last week, feeders sold uneven from 12.00 lower to 6.00 higher. Slaughter cows sold steady to 5.00 higher.

FEEDER STEERS:
Medium and Large 1

300-400 lbs.	570.00-655.00
400-500 lbs.	486.00-555.00
500-600 lbs.	420.00-520.00
600-700 lbs.	387.50-430.00
700-750 lbs.	370.00-390.00
800-850 lbs.	335.00-336.50
900-950 lbs.	328.00-329.25

FEEDER HEIFERS:
Medium and Large 1

300-400 lbs.	495.00-560.00
400-500 lbs.	435.00-485.00
500-600 lbs.	376.00-427.50
600-700 lbs.	340.00-377.50
700-750 lbs.	326.00-344.50
800-850 lbs.	334.50

FEEDER HOLSTEIN STEERS:
Large 3

Scarce

SLAUGHTER COWS: Breaking and Boning (70-85% lean) 141.50-164.00; high dressing 162.50-180.00; low dressing 126.00-152.50. Lean (85-90%) 124.50-148.00, high dressing 150.00-173.00, low dressing 105.00-123.00

SLAUGHTER BULLS: Yield Grade 1-2 1185-2340 lbs. 168.00-194.00; low dressing 145.00-170.00

BRED COWS: Medium and Large 1-2, 1020-1461 lbs., 2-8 yrs., 1st stage, 2400.00-2900.00; 2nd-3rd stage, 2000.00-3300.00

COW CALF PAIRS: Medium and Large 1-2, with 150-300 lb calves, 1150-1305 lbs., 2-8 yrs., Open, 3500.00-3800.00

WEST CENTRAL MISSOURI WEEKLY SUMMARY

(Kingsville, Windsor, Butler, Osceola)

Receipts: 8,679 Week ago: 9,838 Year ago: 5,877

Compared to last week, feeders sold mostly steady, some instances of 5.00 lower to 15.00 higher. Slaughter cows steady to 6.00 higher.

FEEDER STEERS:
Medium and Large 1

400-500 lbs.	470.00-587.00
500-600 lbs.	438.00-520.00
600-700 lbs.	391.00-470.00
700-800 lbs.	363.00-406.00
800-900 lbs.	335.50-372.50
900-1000 lbs.	323.50-330.00

FEEDER HEIFERS:
Medium and Large 1

300-400 lbs.	478.00-570.00
400-500 lbs.	430.00-515.00
500-600 lbs.	381.00-470.00
600-700 lbs.	354.00-420.00
700-800 lbs.	320.00-350.00

SLAUGHTER BULLS: Yield Grade 1-2 1350-2040 lbs. 183.00-200.00

SLAUGHTER COWS: Breaking and Boning (70-85% lean) 144.00-167.50, high dressing 159.00-180.00; Lean (85-90%) 129.00-150.00

BRED COWS: Medium and Large 1-2, 965-1425 lbs. 2nd-3rd stage, 2-8 yrs., 2550.00-3300.00; Over 5 yrs., 1850.00-3200.00

BRED HEIFERS: Scarce

NORTHEAST MISSOURI WEEKLY SUMMARY

(Bowling Green, Kingdom City, Palmyra)

Receipts: 4,529 Week ago: 5,672 Year ago: 5,957

Compared to last week feeders sold steady to firm except steers 650-700 lbs mostly 10.00-20.00 higher, two loads yearlings 7.00 lower and heifer weighing 450-600 lbs mostly 15.00-30.00 higher. Slaughter cows sold 5.00-10.00 higher.

FEEDER STEERS:
Medium and Large 1

400-500 lbs.	475.00-580.00
500-600 lbs.	438.00-508.00
600-700 lbs.	392.50-460.00
700-800 lbs.	344.50-394.00
800-900 lbs.	318.00-359.50
900-1000 lbs.	315.50-337.25

FEEDER HEIFERS:
Medium and Large 1

350-400 lbs.	498.00-535.00
400-500 lbs.	440.00-508.00
500-600 lbs.	386.00-467.00
600-700 lbs.	353.00-397.00
700-800 lbs.	315.00-353.50
800-900 lbs.	312.00-314.00

SLAUGHTER BULLS: Yield Grade 1-2 1300-2325 lbs. 185.00-197.50; high dressing 207.00-217.50

SLAUGHTER COWS: Breaking and Boning, (70-85% lean) 150.00-166.00; high dressing 164.00-182.00. Lean (85-90%) 143.00-155.00; low dressing 140.00-152.00

SLAUGHTER STEERS: Choice 2-3 223.00-227.00

SLAUGHTER HEIFERS: Choice 2-3 222.50-226.00

BRED COWS: Scarce

BRED HEIFERS: Scarce

NORTH CENTRAL MISSOURI WEEKLY SUMMARY

(Macon, Unionville, Green City, New Cambria)

Receipts: 4,860 Week ago: 4,045 Year ago: 1,333

Compared to last week, feeders sold with steady to lower undertones.

*Some sale barns on a bi-weekly schedule and may not have a sale each week.

FEEDER STEERS:
Medium and Large 1

400-500 lbs.	477.50-550.00
500-600 lbs.	461.00-510.00
600-700 lbs.	396.50-460.00
700-800 lbs.	360.50-395.25
800-900 lbs.	349.00-360.50

FEEDER HEIFERS:
Medium and Large 1

400-500 lbs.	393.50-495.00
500-600 lbs.	376.00-448.00
600-700 lbs.	359.00-395.00
700-750 lbs.	339.75-355.00

SLAUGHTER BULLS: Yield Grade 1-2 1675-2315 lbs. 190.00-208.00

SLAUGHTER COWS: Breaking and Boning (70-85% lean) 138.00-170.00; high dressing 165.00-173.00. Lean (85-90%) 122.00-156.00, low dressing 124.00-137.00

BRED COWS: Medium and Large 1 2-4 yrs 1100-1315 lbs 3rd stage 4150.00-4550.00 per head.

BRED HEIFERS: Medium and Large 1 <2 yrs 1150-1225 lbs 3rd stage 4550.00-4650.00 per head.

SOUTHEAST MISSOURI WEEKLY SUMMARY

(Jackson and Farmington)

Receipts: 1,247 Week ago: 1,238 Year ago: 1,026

Compared to last week, feeders sold uneven from 8.00 lower to 12.00 higher, a few calves sharply higher. Slaughter cows sold steady to 8.00 higher.

FEEDER STEERS:
Medium and Large 1

300-400 lbs.	457.00-590.00
400-500 lbs.	442.00-535.00
500-600 lbs.	400.00-500.00
600-700 lbs.	375.00-435.00
700-800 lbs.	325.00-405.00
800-900 lbs.	310.00-335.00

FEEDER HEIFERS:
Medium and Large 1

300-400 lbs.	427.00-500.00
400-500 lbs.	400.00-475.00
500-600 lbs.	345.00-435.00
600-700 lbs.	307.00-385.00
700-800 lbs.	320.00-345.00
800-900 lbs.	297.00-310.00

SLAUGHTER BULLS: Yield Grade 1-2 1280-1830 lbs. 173.00-175.00, high dressing 185.00-207.00

SLAUGHTER COWS: Breaking and Boning (75-85% lean) 138.00-155.00; high dressing 149.00-177.00; Lean (85-90% lean) 98.00-124.00; high dressing 134.00-155.00

BRED COWS: Medium and Large 2, 1040-1700 lbs., 2-8 yrs., 2nd-3rd stage, 2300.00-3250.00

COW & CALF PAIRS: Scarce

EAST CENTRAL MISSOURI WEEKLY SUMMARY

(Cuba, Vienna)

Receipts: 1,632 Week ago: 3,110 Year ago: 2,143

Compared to last week, feeders sold steady to 5.00 higher, except heifers under 500 lbs that sold 5.00-10.00 lower. Slaughter cows sold steady to 8.00 higher.

FEEDER STEERS:
Medium and Large 1

300-400 lbs.	512.50-600.00
400-500 lbs.	460.00-600.00
500-600 lbs.	426.00-536.00
600-700 lbs.	375.00-456.00
700-800 lbs.	361.00-385.00

FEEDER HEIFERS:
Medium and Large 1

300-400 lbs.	454.00-510.00
400-500 lbs.	397.00-468.00
500-600 lbs.	377.50-449.00
600-700 lbs.	322.00-395.50
700-750 lbs.	318.00-333.00

SLAUGHTER BULLS: Yield Grade 1-2 1315-2090 lbs. 184.50-196.00; low dressing 177.00-185.00

SLAUGHTER COWS: Breaking and Boning, (70-85% lean) 151.00-168.00, high dressing 168.00-184.50; Lean (85-90%) 135.00-151.00, low dressing 118.00-139.00

BRED COWS: Medium and Large 1, 1200-1420 lbs., 2-4 yrs., 1st stage, 3075.00-3150.00; 5-8 yrs., 2nd-3rd stage, 3150.00

BRED HEIFERS: Medium and Large 1, 925-1050 lbs., Under 2 yrs., 2nd-3rd stage, 3850.00-4400.00

NORTHWEST MISSOURI WEEKLY SUMMARY

(Tina)

Receipts: 2,785 Week ago: 2,356 Year ago: 2,636

Compared to last week, feeder steers traded unevenly steady with 6 weight steers trading as much as 15.00 higher. Feeder heifers sold firm to 15.00 higher. Slaughter cows and bulls traded steady.

FEEDER STEERS:
Medium and Large 1

400-500 lbs.	490.00-576.00
500-600 lbs.	455.00-520.00
600-700 lbs.	390.00-446.00
700-800 lbs.	367.00-406.75
104 hd. 942 lbs.	335.00

FEEDER HEIFERS:
Medium and Large 1

400-500 lbs.	468.00-492.50
500-600 lbs.	429.00-476.50
600-700 lbs.	350.00-417.00
700-800 lbs.	340.00-365.00

SLAUGHTER BULLS: 1525-2200 lbs 189.50-190.50, high dressing 200.00-210.00, low dressing 168.00-170.00.

SLAUGHTER COWS: Breaking and Boning, (70-85% lean) 147.00-164.00; Lean (85-90%) 125.00-143.00, high dressing 147.00-155.00, low dressing 111.00-130.00

BRED COWS: Medium and Large 1 2-8 yrs 1100-1520 lbs 2nd and 3rd stage 3600.00-4500.00 per head.

BRED HEIFERS: Medium and Large 1 <2 yrs 1050-1200 lbs 3rd stage 4350.00-4400.00 per head.

AFTERNOON NATIONAL SLAUGHTER CATTLE REVIEW

So far for Friday, negotiated cash trade has been moderate to active on good demand in Nebraska. Compared to last week, live purchases have been 1.00-3.00 higher from 234.00-236.00 and dressed purchases have been 5.00 higher ranging from 368.00-370.00, mostly 370.00. Negotiated cash trade has been moderate on good demand in all other feeding regions. Compared to last week in the Western Cornbelt, live purchases have been 3.00 higher from 232.00-235.00, mostly 235.00, and dressed purchases have been 2.00-3.00 higher from 365.00-368.00. Compared to last week in Kansas, live purchases have been unevenly steady from 233.00-235.00, mostly 233.00. Live purchases in the Texas Panhandle have ranged from 234.00-236.00 with no recently established market to compare to.

Negotiated Cash Sales:

Confirmed:	46,065	Week Ago:	51,967	Year Ago:	43,728
Week to date:	49,551	Week Ago:	54,969	Year Ago:	61,650

<u>Live Basis</u>	<u>Steers</u>	<u>Heifers</u>
Over 80% Choice	232.00-236.50 avg 234.68	232.00-236.50 avg 234.56
65-80% Choice	233.00-236.50 avg 234.99	232.00-236.00 avg 234.09
35-65% Choice	233.00-236.00 avg 234.39	236.00-236.00 avg 236.00
0-35% Choice	-	-
Total All Grades	232.00-236.50 avg 234.69	232.00-236.50 avg 234.53
<u>Dressed Basis</u>		
Over 80% Choice	365.00-370.00 avg 368.74	368.00-370.00 avg 369.37
65-80% Choice	370.00-370.00 avg 370.00	365.00-365.00 avg 365.00
35-65% Choice	-	-
0-35% Choice	-	-
Total All Grades	365.00-370.00 avg 368.80	365.00-370.00 avg 369.17

<u>All Beef Type Steers/Heifers</u>	<u>Head</u>	<u>Avg Wt</u>	<u>Price Range</u>	<u>Wtd Avg</u>
Live FOB	33,483	1,521.3	230.00-236.50	234.56
Live Del	1,198	1,465.0	232.00-238.00	236.01
Dressed Del	10,378	974.6	365.00-370.00	368.77
Dressed FOB	419	971.8	363.00-369.00	366.24

WEEKLY COMMODITY FUTURES TRENDS

Compared to last week, Live Cattle 2.57 to 2.95 higher, Lean Hogs 0.08 to 1.30 higher, Feeder Cattle 2.88 to 4.12 higher.

Daily Futures Closes

	Mon.	Tues.	Wed.	Thu.	Fri.
Cattle					
Feb	Holiday	232.37	233.10	232.37	234.90
Apr		234.57	234.95	234.82	236.92
Jun		230.60	230.87	230.90	232.50
Aug		228.40	228.72	228.75	230.02
Oct		228.05	228.52	228.47	229.92
Lean Hogs					
Feb	Holiday	87.85	87.85	88.47	88.35
Apr		95.17	95.60	96.35	96.17
May		99.00	99.27	99.77	99.55
Jun		108.07	108.17	108.62	108.50
Jul		108.72	108.82	109.05	109.17
Fdr Cattle					
Jan	Holiday	362.62	363.22	363.72	364.80
Mar		357.67	359.37	359.27	360.17
Apr		356.45	358.12	357.95	358.75
May		353.90	355.57	355.47	356.05
Aug		352.82	354.52	354.92	355.32
Milk					
Jan	Holiday	14.75	14.74	14.73	14.69
Feb		15.26	15.31	15.00	15.28
Mar		15.37	15.46	15.21	15.60

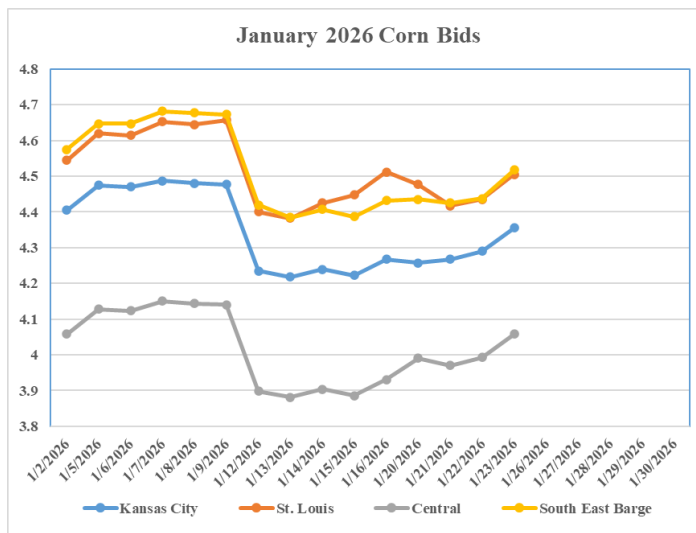
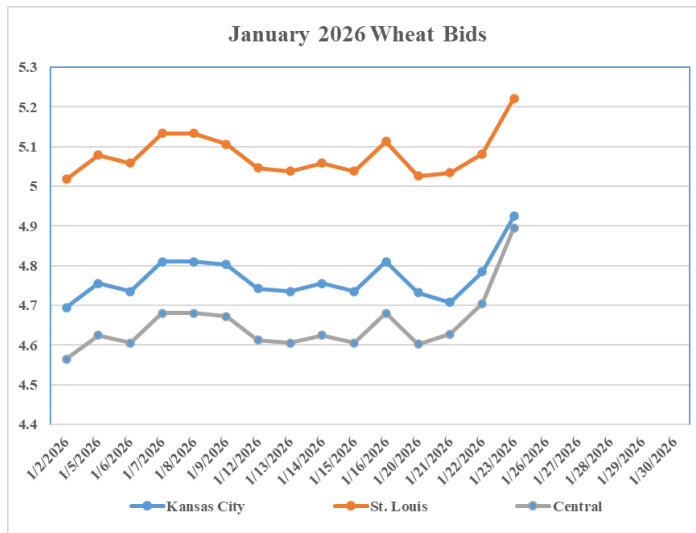
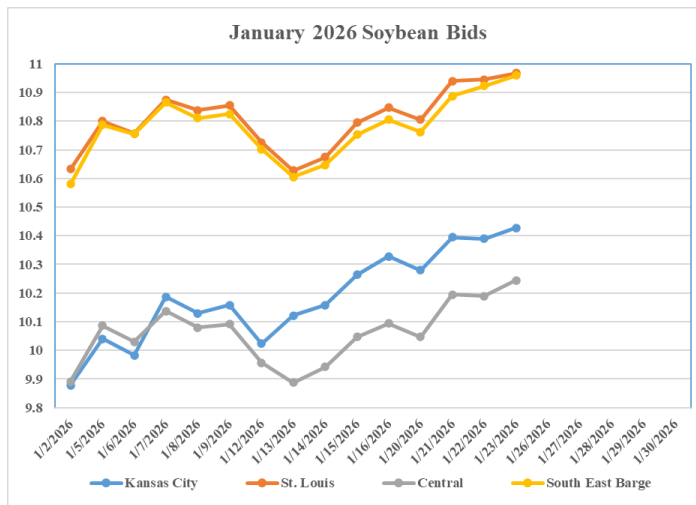
WEEKLY COMMODITY GRAIN FUTURES TRENDS

Compared to last week, Soybeans 0.10 to 0.13 higher, Wheat 0.10 to 0.12 higher, Corn 0.05 to 0.06 higher, KC Wheat 0.12 to 0.14 higher, Soybean Meal 4.30 to 9.90 higher.

Daily Grain Futures Closes

	Mon.	Tues.	Wed.	Thu.	Fri.
Soybeans					
Mar	Holiday	1053	1064 1/2	1064	1067 3/4
May		1064	1075	1076 1/4	1079 1/2
Jul		1076 1/4	1087 1/4	1089	1092 1/2
Aug		1073	1084	1086 3/4	1090 1/2
Sep		1058 1/4	1068 1/2	1071 1/2	1076 1/4
Wheat					
Mar	Holiday	510 1/4	507 3/4	515 1/2	529 1/2
May		521 3/4	519	526 1/2	539
Jul		534	531 1/2	539	551
Sep		548 3/4	546	553 1/2	565
Dec		568 1/4	565 3/4	573 1/4	584 1/4
Corn					
Mar	Holiday	423 3/4	421 3/4	424	430 1/2
May		431 1/4	429 3/4	432 1/4	438
Jul		437 3/4	436 1/4	438 1/2	443 3/4
Sep		436 1/2	436	437 3/4	442
Dec		450 1/2	449 3/4	451 3/4	455 1/4
KC Wheat					
Mar	Holiday	523	519 3/4	525 3/4	540 3/4
May		534 1/2	530 3/4	536	550 1/2
Jul		547	543 1/4	548 1/4	563
Sep		562 1/2	558 1/2	563 1/2	578 1/4
Dec		582 3/4	578 3/4	584	598 1/2
SB Meal					
Mar	Holiday	291.60	291.40	296.20	299.90
May		295.80	295.20	299.30	302.10
Jul		301.00	300.10	303.90	306.70
Aug		303.10	302.00	305.50	308.10
Sep		304.50	303.30	306.50	308.90

MONTHLY GRAIN CROP



MISSOURI GRAIN WEEKLY TRENDS

Compared to last week, Soybeans 0.10 to 0.15 higher, Wheat 0.04 to 0.16 higher, Corn 0.01 lower to 0.09 higher, Sorghum 0.06 higher.

Area	#1 Soybeans	#2 Soft Wheat	#2 Corn	#2 Grain Sorghum
Kansas City				
Friday**	10.22-10.52	4.81	4.26	3.39
Monday	Holiday	Holiday	Holiday	Holiday
Tuesday	10.18-10.48	4.73	4.25	3.38
Wednesday	10.29-10.59	4.70	4.26	3.36
Thursday	10.29-10.59	4.78	4.29	3.39
Friday	10.32-10.62	4.92	4.35	3.45
St. Louis				
Friday**	10.84	5.08-5.13	4.50-4.51	4.39
Monday	Holiday	Holiday	Holiday	Holiday
Tuesday	10.80-10.81	5.00-5.05	4.46-4.48	4.38
Wednesday	10.93-10.94	4.99-5.07	4.41	4.36
Thursday	10.92-10.97	4.98-5.15	4.43-4.44	4.39
Friday	10.95-10.97	5.12-5.29	4.50	4.45
Central				
Friday**	10.02-10.12	4.68	3.89-3.94	---
Monday	Holiday	Holiday	Holiday	---
Tuesday	9.98-10.08	4.60	3.93-4.01	---
Wednesday	10.14-10.24	4.57-4.67	3.91-3.99	---
Thursday	10.14-10.24	4.65-4.75	3.94-4.14	---
Friday	10.17-10.27	4.89	4.00-4.08	---
S.E. MO				
Friday**	10.78-10.81	---	4.38-4.44	---
Monday	Holiday	---	Holiday	---
Tuesday	10.76-10.77	---	4.37-4.48	---
Wednesday	10.87-10.89	---	4.39-4.46	---
Thursday	10.88-10.98	---	4.40-4.47	---
Friday	10.91-11.01	---	4.46-4.56	---

*Axis value ranges may be updated to reflect data points. Only dates in which markets are trading and only current cash bids are represented.

WHOLESALE FEEDSTUFFS PRICES (DOLLARS PER TON-BULK BASIS)

Area	Soybean Hulls	Soybean Meal 46.5-48%	Corn Gluten Pellets 21%	Wheat Middlings
Kansas City	117.50	291.20	228.50	146.67
St. Louis	N/A	N/A	207.00	140.00

(PRICES PER BUSHEL) *NEW CROP **PREVIOUS WEEK'S PRICES *Bids calculated using Kansas City, St. Louis, and St. Joseph bids

CATTLE ON FEED

United States Cattle on Feed Down 3 Percent

Cattle and calves on feed for the slaughter market in the United States for feedlots with capacity of 1,000 or more head totaled 11.5 million head on January 1, 2026. The inventory was 3 percent below January 1, 2025. The inventory included 7.02 million steers and steer calves, down 3 percent from the previous year. This group accounted for 61 percent of the total inventory. Heifers and heifer calves accounted for 4.44 million head, down 3 percent from 2025.

Placements in feedlots during December totaled 1.55 million head, 5 percent below 2024. Net placements were 1.50 million head. During December, placements of cattle and calves weighing less than 600 pounds were 365,000 head, 600-699 pounds were 360,000 head, 700-799 pounds were 355,000 head, 800-899 pounds were 274,000 head, 900-999 pounds were 115,000 head, and 1,000 pounds and greater were 85,000 head.

Marketings of fed cattle during December totaled 1.77 million head, 2 percent above 2024.

Other disappearance totaled 58,000 head during December, 2 percent below 2024.

MISSOURI WEEKLY HAY SUMMARY 1/22/2026

All attention this week has turned to the weather and possibility of major winter storm over the weekend. Producers are doing what they can to prepare even if forecast end up being wrong about snow, extreme cold is almost certain. Hay supplies remain heavy and out weight demand at the current time. Hay prices are mostly steady. Much of the hay surplus is average to lower quality hay with much of it requiring some additional supplement in order to provide as adequate feed ration. Legit high quality hay as typical for mid-winter has held value much better and is a bit harder but not impossible to find. The Missouri Department of Agriculture has a hay directory at <https://apps.mda.mo.gov/haydirectory> or visit the University of Missouri Extension feed stuff finder at <https://feedstufffinder.org>

Alfalfa - Supreme 250.00-300.00, small square 10.00-15.00 per bale
Alfalfa - Premium 175.00-225.00
Alfalfa - Good 150.00-175.00, small square 6.00-10.00 per bale
Alfalfa - Fair 125.00-150.00
Mixed Grass—Premium 150.00-200.00
Mixed grass - Good/Premium 100.00-150.00
Mixed grass-Fair/Good 75.00-125.00, small square 3.00-7.00 per bale
Mixed grass - Fair 20.00-45.00 per large round bale
Wheat straw - 4.00-7.00 per small square bale

Please Note: The above volumes (tonnage, acres, and bales) listed are for confirmed trades only, it does not include estimated volume (tonnage) for bids or offers to the trade. List your hay for sale at: [Hay Listing Online Form](#). Explanation of Hay Quality Guidelines: [Hay Quality Designation Guidelines](#). Glossary of Terms: [Livestock, Poultry, & Grain Hay Terms](#)

MISSOURI WEEKLY SHEEP/GOAT AUCTION SUMMARY

Receipts: 765 Week Ago: 226 Last Year: 1,983

SHEEP: Feeder Lambs: Small and Medium 1-2 35-50 lbs 347.50-405.00. Slaughter Lambs: Choice and Prime 1-3 hair 50-70 lbs 302.50-355.00; 70-85 lbs 267.50-315.00. Choice 1-3 70-95 lbs 230.00-277.50. Slaughter Ewes: Good 2-3 75-100 lbs 150.00-165.00; 100-150 lbs 145.00-167.50. Utility and Good 1-3 75-100 lbs 125.00-150.00; 100-130 lbs 130.00-150.00. Replacement Ewes Small and Medium 1-2 hair 2-4 yrs exp 75-110 lbs 185.00-235.00; 4-6 yrs exp 65-125 lbs 160.00-230.00.

GOATS: Feeder Kids: Selection 1 35-45 lbs 330.00-372.50. Selection 2 35-50 lbs 225.00-305.00. Slaughter Kids: Selection 1 50-60 lbs 310.00-375.00; 60-70 lbs 310.00-367.50; 70-75 lbs 312.50-347.50. Selection 2 50-70 lbs 235.00-280.00. Nannies Selection 1-2 75-150 lbs 130.00-200.00. Billies Selection 1-2 90-150 lbs 187.50-255.00. Replacement Nannies Selection 1-2 1-2 yrs exp 70-120 lbs 205.00-225.00; 2-4 yrs exp 90-110 lbs 225.00-325.00.

Explanatory Notes: Stage - Represents estimated lambing/kidding period (Open, Exp=exposed, Bred, Fall = Sep-Nov, Win = Dec-Feb, Spr = Mar-May, Sum=Jun-Aug; w/s = woolled and shorn; /hd= per head; /fam=per family
All price CWT unless otherwise noted.

MISSOURI DROUGHT MONITOR

Date	None	D0	D1	D2	D3	D4
1/20/26	10.81	35.46	28.78	24.09	0.86	0.0
1/13/26	10.81	38.03	30.68	20.48	0.0	0.0
1/21/25	68.21	20.03	11.75	0.0	0.0	0.0

Reflects percentage of Missouri impacted by drought. D0 Abnormally Dry; D1 Moderate Drought; D2 Severe Drought; D3 Extreme Drought; D4 Exceptional Drought

NATIONAL DIRECT DELIVERED FEEDER PIG REPORT

1/23/26 Receipts: 77,158 Week ago: 83,372 Year Ago: 86,009
Early weaned pigs and feeders are 9.00 higher.

Cash: 39,450 head 84.00-111.00, weighted average 100.03

Formula: 32,678 head 49.85-97.50, weighted average 68.68

Feeder pigs 40 pounds basis: Cash 5,030 head 112.00-121.00, weighted average 117.73

NATIONAL DAILY DIRECT PRIOR DAY HOG REPORTS 1/23/26

BARROWS AND GILTS (Carcass Basis): 591 head
Base Carcass Price 64.00-86.00, weighted average 83.09

SOWS (Live Basis): 6,150 head
300-500 lbs. 25.00-74.00
Over 500 lbs. 49.14-76.00

MISSOURI WEEKLY DIRECT SLAUGHTER CATTLE REPORT 1/23/26

Weekly Receipts: 120 Week ago: 600 Year ago: 340
Trading as of Friday morning, Flat dressed sales are 5.00 higher at 365.00 with Grid dressed sales inactive.

LIVE STEERS & HEIFERS: No sales reported.
DRESSED STEERS & HEIFERS: 3 loads Fri. morning at 365.00

GRADE AND EIGHT (Grid):
No sales reported.

Click here for the current [National Crop Progress](#)
Click here for the current [Missouri Crop Progress](#)
The current hay directory can be found at: [Hay Directory](#).