

Weekly Market Summary

Published by:
Missouri Department of Agriculture
Ag Business Development Division
Market News Program



Chris Chinn, Director
 Jill Wood, Division Director
 Tony Hancock, Editor
<http://www.ams.usda.gov/marketnews.htm>
<http://www.ams.usda.gov/marketnews.htm>

Michael Kehoe, Governor

Volume XLVI, Number 5 ♦ P.O. Box 630, Jefferson City, MO 65102 ♦ (573) 751-4211 ♦ Mon, Feb 02, 2026

MISSOURI WEEKLY FEEDER CATTLE WEIGHTED AVERAGE REPORT

Feeder Cattle Receipts: 1,359 Week ago: 37,842 Year ago: 46,401
 Steers and Heifers Medium and Large 1—Weighted average weights and prices

STEERS: Medium and Large 1

431 lbs. 553.11 628 lbs. 445.86 805 lbs. 373.37
 483 lbs. 555.34 670 lbs. 428.53 874 lbs. 348.50
 531 lbs. 502.15 728 lbs. 393.69
 592 lbs. 459.00 760 lbs. 386.78

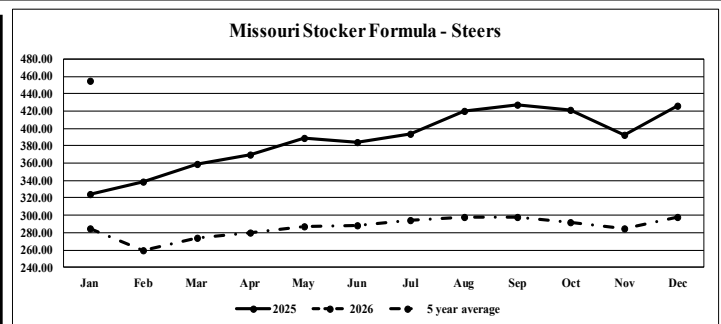
HEIFERS: Medium and Large 1

421 lbs. 478.15 765 lbs. 350.90
 523 lbs. 462.39
 582 lbs. 439.41
 631 lbs. 401.54

MISSOURI STEER (HEIFER) STOCKER FORMULA 2/02/2026

Monday's Missouri Stocker formula consists of **241 (353)** head with a weighted average weight of **546.69 (563.66)** lbs. and a price value of **478.54 (421.10)**, 21.59 higher (12.23 higher) than a week ago.

This a rolling seven day calculated weighted value which combines all Feeder Steers reported by MDA/USDA Market News Service weighing from 400-649 lbs. in the Medium and Large 1 and Medium and Large 1-2 frame and muscle classifications, including all comment cattle except Brahman X. Heifer values are in parentheses.



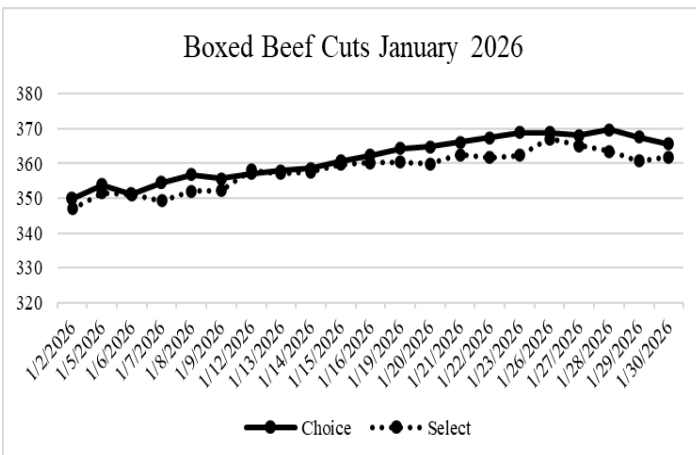
*Graph is updated the first Monday of each month. Axis value ranges may be updated to reflect data points.

NATIONAL BOXED BEEF CUTOUT VALUES

DATE	CHOICE	SELECT	TOTAL LOADS
1/26	368.90	367.12	97
1/27	368.11	365.19	102
1/28	369.74	363.57	86
1/29	367.66	360.72	94
1/30	365.56	361.94	95
5 Day Simple Average	367.99	363.71	

MISSOURI WEEKLY CATTLE AUCTION SUMMARY

Total Receipts: 2,465 Week Ago: 41,844 Year Ago: 52,105



*Axis value ranges may be updated to reflect data points.

WEEKLY LIVESTOCK SLAUGHTER

	CATTLE	HOGS	SHEEP
Week to Date:	531,000	2,522,000	36,000
Last Week:	535,000	2,468,000	35,000
Last Year:	601,785	2,559,861	34,453

The Weekly Market Summary, as well as historical summaries, are available on our website <https://agmarketnews.mo.gov/summaries>
 Market News Hotline: 1-573-522-9244
 Check out the latest updates on our YouTube Channel: [MDA Market News](https://www.youtube.com/channel/UCM...)

Compared to last week, no good test of the feeder market in the state this week. Most auctions across the state were closed due to snow and extreme cold. A small number of auctions late in the week but even then, receipts were quite light. One had to go back to the week of Feb 20, 2021, to find a non-holiday week that was even close to being as light as this one was for livestock movement. The bi-annual Cattle Inventory Report was published Friday, this is arguably the biggest USDA report of the year for the cattle industry. Pre-report estimates were fairly close in all areas reported, and for another consecutive year total cattle numbers once again fell. This makes the herd the smallest in 75 years. One of the other numbers that was much anticipated was the number of beef heifers kept for replacements. This number was estimated to be up 1.7 percent however it fell lower at only 0.08 percent above a year ago. Looking at numbers for the state of MO, the state remained raked 3rd for number of beef cows that have calves at 1.806 million head, which was down 3.2 percent from the previous year. The number of beef heifers over 500 lbs. kept for replacements was down 3.9 percent. Boxed beef cutout values closed lower for the week. Choice closed on Friday at 365.56, down 3.36 and select closed at 361.94, down 0.45 compared to last week. The choice/select spread remaining narrow at 3.62 per cwt. Negotiated feedlot sales as of the 2:00 cutoff time on Friday afternoons report came in just under 65k head. Live prices were reported 235.00-241.00 and dressed sales reported 370.00-378.00, both sharply higher than last week. Missouri Stocker formula consists of 241 head with a weighted average weight of 546.69 lbs. and a price value of 478.54, 21.59 higher than last week volume however was very low due to the lack of sales. The steer/heifer spread is 57.44.

SOUTHWEST MISSOURI WEEKLY SUMMARY

(Joplin, Springfield, Exeter)
Receipts: 323 Week ago: 13,511 Year Ago: 17,802

Compared to last week, a light test of slaughter cows sold steady to 3.00 higher, bulls sold 2.00-4.00 lower. Feeder markets not tested.

FEEDER STEERS:
Medium and Large 1
(w/e 1/23/26)

300-400 lbs.	550.00-690.00
400-500 lbs.	486.00-579.00
500-600 lbs.	430.00-540.00
600-700 lbs.	365.00-457.00
700-800 lbs.	350.00-399.00
800-900 lbs.	337.50-355.00
900-1000 lbs.	317.00-340.50

FEEDER HEIFERS:
Medium and Large 1
(w/e 1/23/26)

300-400 lbs.	482.00-580.00
400-500 lbs.	421.00-520.00
500-600 lbs.	382.00-442.00
600-700 lbs.	345.00-430.00
700-800 lbs.	320.00-349.00
800-900 lbs.	316.00-326.00
900-925 lbs.	293.50-296.00

FEEDER HOLSTEIN STEERS
Large 3

Scarce

SLAUGHTER COWS: Breaking and Boning (70-85% lean) 140.00-161.00; high dressing 163.00-172.50; Lean (85-90%) 125.00-137.50; high dressing 140.00-152.00; low dressing 115.00-123.00

SLAUGHTER BULLS: Yield Grade 1-2 1455-2930 lbs. 172.00-194.00; high dressing 193.00-205.00

BRED COWS: Medium and Large 1, 1120-1260 lbs., 2-8 yrs., 2nd-3rd stage, 3700.00; Over 8 yrs., 2nd-3rd stage 2700.00-2800.00

COW CALF PAIRS: Scarce

Medium and Large 1-2, 1065-1345 lbs., 2-8 yrs., 1st stage, 2550.00-3300.00; 2nd-3rd stage, 2800.00; Over 8 yrs., 2nd-3rd stage, 1935.00-2510.00

BRED HEIFERS: Scarce

SOUTH CENTRAL MISSOURI WEEKLY SUMMARY

(West Plains, Phillipsburg) (w/e 1/23/26)
Receipts: 4,601 Week ago: 6,903 Year Ago: 5,570

Compared to last week, feeders sold uneven from 12.00 lower to 6.00 higher. Slaughter cows sold steady to 5.00 higher.

FEEDER STEERS:
Medium and Large 1

300-400 lbs.	570.00-655.00
400-500 lbs.	486.00-555.00
500-600 lbs.	420.00-520.00
600-700 lbs.	387.50-430.00
700-750 lbs.	370.00-390.00
800-850 lbs.	335.00-336.50
900-950 lbs.	328.00-329.25

FEEDER HEIFERS:
Medium and Large 1

300-400 lbs.	495.00-560.00
400-500 lbs.	435.00-485.00
500-600 lbs.	376.00-427.50
600-700 lbs.	340.00-377.50
700-750 lbs.	326.00-344.50
800-850 lbs.	334.50

FEEDER HOLSTEIN STEERS:
Large 3

Scarce

SLAUGHTER COWS: Breaking and Boning (70-85% lean) 141.50-164.00; high dressing 162.50-180.00; low dressing 126.00-152.50. Lean (85-90%) 124.50-148.00, high dressing 150.00-173.00, low dressing 105.00-123.00

SLAUGHTER BULLS: Yield Grade 1-2 1185-2340 lbs. 168.00-194.00; low dressing 145.00-170.00

BRED COWS: Medium and Large 1-2, 1020-1461 lbs., 2-8 yrs., 1st stage, 2400.00-2900.00; 2nd-3rd stage, 2000.00-3300.00

COW CALF PAIRS: Medium and Large 1-2, with 150-300 lb calves, 1150-1305 lbs., 2-8 yrs., Open, 3500.00-3800.00

WEST CENTRAL MISSOURI WEEKLY SUMMARY

(Kingsville, Windsor, Butler, Osceola)
Receipts: 274 Week ago: 8,679 Year ago: 9,326

Compared to last week, a light test of slaughter cows and bulls sold 2.00-6.00 higher. No test of the feeder market this week.

FEEDER STEERS:
Medium and Large 1
(w/e 1/23/26)

400-500 lbs.	470.00-587.00
500-600 lbs.	438.00-520.00
600-700 lbs.	391.00-470.00
700-800 lbs.	363.00-406.00
800-900 lbs.	335.50-372.50
900-1000 lbs.	323.50-330.00

FEEDER HEIFERS:
Medium and Large 1
(w/e 1/23/26)

300-400 lbs.	478.00-570.00
400-500 lbs.	430.00-515.00
500-600 lbs.	381.00-470.00
600-700 lbs.	354.00-420.00
700-800 lbs.	320.00-350.00

SLAUGHTER BULLS: Yield Grade 1-2 1450-2255 lbs. 181.00-207.00

SLAUGHTER COWS: Breaking and Boning (70-85% lean) 149.00-166.00, high dressing 167.00-184.00; Lean (85-90%) 143.00-158.00

BRED COWS: Medium and Large 1-2, 1085-1675 lbs. 2nd-3rd stage, 2-8 yrs., 2450.00-2900.00; Over 8 yrs. (broken mouth) 1900.00-2800.00

BRED HEIFERS: Scarce

NORTHEAST MISSOURI WEEKLY SUMMARY

(Bowling Green, Kingdom City, Palmyra)
Receipts: 301 Week ago: 4,529 Year ago: 6,662

Compared to last week, slaughter steers and heifers on a light test sold firm to 4.00 higher with slaughter cows trading fully steady to firm undertone. Feeder markets not tested.

FEEDER STEERS:
Medium and Large 1
(w/e 1/23/26)

400-500 lbs.	475.00-580.00
500-600 lbs.	438.00-508.00
600-700 lbs.	392.50-460.00
700-800 lbs.	344.50-394.00
800-900 lbs.	318.00-359.50
900-1000 lbs.	315.50-337.25

FEEDER HEIFERS:
Medium and Large 1
(w/e 1/23/26)

350-400 lbs.	498.00-535.00
400-500 lbs.	440.00-508.00
500-600 lbs.	386.00-467.00
600-700 lbs.	353.00-397.00
700-800 lbs.	315.00-353.50
800-900 lbs.	312.00-314.00

SLAUGHTER BULLS: Scarce

SLAUGHTER COWS: Breaking and Boning, (70-85% lean) 155.00-168.00; high dressing 169.00-183.00; low dressing 144.00-155.00. Lean (85-90%) 148.00-156.00; low dressing 130.00-140.00

SLAUGHTER STEERS: Choice 2-3 224.00-231.25

SLAUGHTER HEIFERS: Choice 2-3 227.00-231.00

BRED COWS: Scarce

BRED HEIFERS: Scarce

NORTH CENTRAL MISSOURI WEEKLY SUMMARY

(Macon, Unionville, Green City, New Cambria)
Receipts: 1,567 Week ago: 4,860 Year ago: 3,218

Compared to last week a light test of feeders sold 20.00-30.00 higher. Slaughter cows sold steady.

*Some sale barns on a bi-weekly schedule and may not have a sale each week.

FEEDER STEERS:
Medium and Large 1

400-500 lbs.	505.00-587.50
500-600 lbs.	453.50-535.00
600-700 lbs.	395.00-450.00
700-800 lbs.	380.50-397.00
800-900 lbs.	348.50-374.00

FEEDER HEIFERS:
Medium and Large 1

400-500 lbs.	441.00-490.50
500-600 lbs.	425.00-479.50
600-700 lbs.	367.00-420.00
700-800 lbs.	348.00-356.00

SLAUGHTER BULLS: Yield Grade 1-2 1515-1765 lbs. 179.00-210.00

SLAUGHTER COWS: Breaking and Boning (70-85% lean) 153.00-168.00. Lean (85-90%) 138.00-152.00

BRED COWS: Medium and Large 1, 1230-1500 lbs., 3rd stage, 2-8 yrs., 4000.00-4400.00; Over 5 yrs., 3750.00-4000.00

BRED HEIFERS: Medium and Large 1, 1065-1236 lbs., Under 2 yrs., 3rd stage, 4400.00-4700.00
HEIFER PAIRS: Medium and Large 1 w/ <150 lbs. calves, Under 2 yrs., Open, 5100.00-5800.00

SOUTHEAST MISSOURI WEEKLY SUMMARY

(Jackson and Farmington) (w/e 1/23/26)

Receipts: 1,247 Week ago: 1,238 Year ago: 1,026

Compared to last week, feeders sold uneven from 8.00 lower to 12.00 higher, a few calves sharply higher. Slaughter cows sold steady to 8.00 higher.

FEEDER STEERS:
Medium and Large 1

300-400 lbs.	457.00-590.00
400-500 lbs.	442.00-535.00
500-600 lbs.	400.00-500.00
600-700 lbs.	375.00-435.00
700-800 lbs.	325.00-405.00
800-900 lbs.	310.00-335.00

FEEDER HEIFERS:
Medium and Large 1

300-400 lbs.	427.00-500.00
400-500 lbs.	400.00-475.00
500-600 lbs.	345.00-435.00
600-700 lbs.	307.00-385.00
700-800 lbs.	320.00-345.00
800-900 lbs.	297.00-310.00

SLAUGHTER BULLS: Yield Grade 1-2 1280-1830 lbs. 173.00-175.00, high dressing 185.00-207.00

SLAUGHTER COWS: Breaking and Boning (75-85% lean) 138.00-155.00; high dressing 149.00-177.00; Lean (85-90% lean) 98.00-124.00; high dressing 134.00-155.00

BRED COWS: Medium and Large 2, 1040-1700 lbs., 2-8 yrs., 2nd-3rd stage, 2300.00-3250.00

COW & CALF PAIRS: Scarce

EAST CENTRAL MISSOURI WEEKLY SUMMARY

(Cuba, Vienna) (w/e 1/23/26)

Receipts: 1,632 Week ago: 3,110 Year ago: 2,143

Compared to last week, feeders sold steady to 5.00 higher, except heifers under 500 lbs that sold 5.00-10.00 lower. Slaughter cows sold steady to 8.00 higher.

FEEDER STEERS:
Medium and Large 1

300-400 lbs.	512.50-600.00
400-500 lbs.	460.00-600.00
500-600 lbs.	426.00-536.00
600-700 lbs.	375.00-456.00
700-800 lbs.	361.00-385.00

FEEDER HEIFERS:
Medium and Large 1

300-400 lbs.	454.00-510.00
400-500 lbs.	397.00-468.00
500-600 lbs.	377.50-449.00
600-700 lbs.	322.00-395.50
700-750 lbs.	318.00-333.00

SLAUGHTER BULLS: Yield Grade 1-2 1315-2090 lbs. 184.50-196.00; low dressing 177.00-185.00

SLAUGHTER COWS: Breaking and Boning, (70-85% lean) 151.00-168.00, high dressing 168.00-184.50; Lean (85-90%) 135.00-151.00, low dressing 118.00-139.00

BRED COWS: Medium and Large 1, 1200-1420 lbs., 2-4 yrs., 1st stage, 3075.00-3150.00; 5-8 yrs., 2nd-3rd stage, 3150.00

BRED HEIFERS: Medium and Large 1, 925-1050 lbs., Under 2 yrs., 2nd-3rd stage, 3850.00-4400.00

NORTHWEST MISSOURI WEEKLY SUMMARY

(Tina) (w/e 1/23/26)

Receipts: 2,785 Week ago: 2,356 Year ago: 2,636

Compared to last week, feeder steers traded unevenly steady with 6 weight steers trading as much as 15.00 higher. Feeder heifers sold firm to 15.00 higher. Slaughter cows and bulls traded steady.

FEEDER STEERS:
Medium and Large 1

400-500 lbs.	490.00-576.00
500-600 lbs.	455.00-520.00
600-700 lbs.	390.00-446.00
700-800 lbs.	367.00-406.75
104 hd. 942 lbs.	335.00

FEEDER HEIFERS:
Medium and Large 1

400-500 lbs.	468.00-492.50
500-600 lbs.	429.00-476.50
600-700 lbs.	350.00-417.00
700-800 lbs.	340.00-365.00

SLAUGHTER BULLS: 1525-2200 lbs 189.50-190.50, high dressing 200.00-210.00, low dressing 168.00-170.00.

SLAUGHTER COWS: Breaking and Boning, (70-85% lean) 147.00-164.00; Lean (85-90%) 125.00-143.00, high dressing 147.00-155.00, low dressing 111.00-130.00

BRED COWS: Medium and Large 1 2-8 yrs 1100-1520 lbs 2nd and 3rd stage 3600.00-4500.00 per head.

BRED HEIFERS: Medium and Large 1 <2 yrs 1050-1200 lbs 3rd stage 4350.00-4400.00 per head.

AFTERNOON NATIONAL SLAUGHTER CATTLE REVIEW

So far for Friday; negotiated cash trade has been moderate to active on good demand in all feeding regions. In the Texas Pan-handle, live purchases have been 4.00-6.00 higher at 240.00 when compared to last week. Compared to last week in Kansas, live purchases have been 4.00-7.00 higher from 238.00-240.00, mostly 240.00. Compared to last week in Nebraska, live purchases have been 4.00-6.00 higher at mostly 240.00 and dressed purchases have been 5.00-8.00 higher from 375.00-378.00. When compared to last week in the Western Cornbelt, live purchases have been 5.00 higher from 238.00-240.50, mostly 240.00, and dressed purchases have been 8.00-10.00 higher from 375.00-378.00.

Negotiated Cash Sales:					
Confirmed:	53,443	Week Ago:	46,065	Year Ago:	8,094
Week to date:	64,669	Week Ago:	49,551	Year Ago:	43,215

Live Basis	Steers	Heifers
Over 80% Choice	235.00-241.00 avg 239.69	237.00-241.00 avg 239.89
65-80% Choice	238.00-240.00 avg 239.62	238.00-241.00 avg 239.01
35-65% Choice	238.00-240.00 avg 239.55	240.00-240.00 avg 240.00
0-35% Choice	-	-
Total All Grades	235.00-241.00 avg 239.67	237.00-241.00 avg 239.81
Dressed Basis		
Over 80% Choice	370.00-378.50 avg 376.76	375.00-378.00 avg 377.38
65-80% Choice	-	-
35-65% Choice	-	-
0-35% Choice	-	-
Total All Grades	370.00-378.50 avg 376.76	375.00-378.00 avg 377.38

All Beef Type Steers/Heifers	Head	Avg Wt	Price Range	Wtd Avg
Live FOB	40,544	1,500.3	235.00-244.00	239.73
Live Del	2,102	1,446.3	237.00-243.00	241.19
Dressed Del	10,499	976.8	370.00-380.00	376.83
Dressed FOB	48	868.4	376.00-376.50	376.38

WEEKLY COMMODITY FUTURES TRENDS

Compared to last week, Live Cattle Feb. 0.95 higher, others 0.12 to 1.12 lower, Lean Hogs 0.20 to 1.10 lower, Feeder Cattle Mar. 0.10 higher, others 0.48 to 1.27 lower.

Daily Futures Closes

	Mon.	Tues.	Wed.	Thu.	Fri.
Cattle					
Feb	236.02	235.60	236.82	235.50	235.85
Apr	238.00	237.40	238.72	237.27	236.80
Jun	233.62	233.25	234.45	233.27	231.72
Aug	231.17	231.02	232.32	231.22	228.97
Oct	230.67	230.55	231.85	230.87	228.30
Lean Hogs					
Feb	88.30	89.05	87.95	87.70	87.25
Apr	96.72	96.82	95.15	95.45	95.15
May	100.22	100.42	98.85	99.30	98.92
Jun	109.12	109.37	107.92	108.42	107.92
Jul	109.60	110.10	108.87	109.42	108.97
Fdr Cattle					
Jan	366.70	366.85	368.10	369.17	---
Mar	362.60	362.00	365.85	365.12	360.27
Apr	361.20	360.65	364.30	363.22	358.27
May	357.47	357.95	361.35	359.97	355.12
Aug	357.55	357.27	360.12	358.62	354.05
Milk					
Jan	14.72	14.72	14.72	14.63	14.62
Feb	16.03	15.68	15.58	15.34	15.45
Mar	16.35	16.17	15.98	15.90	16.53

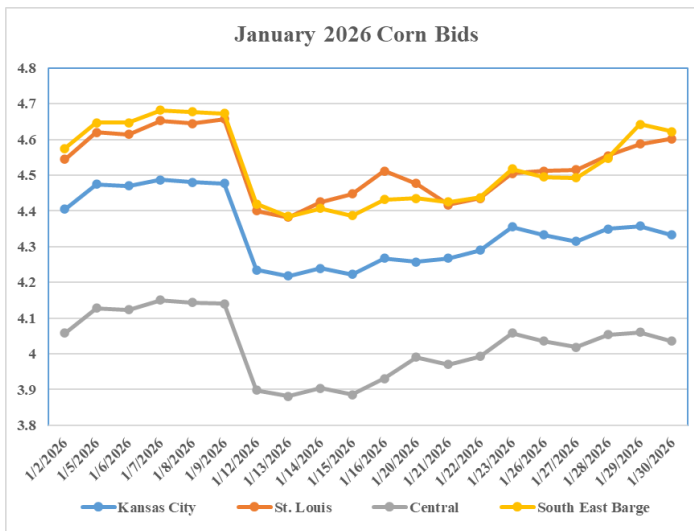
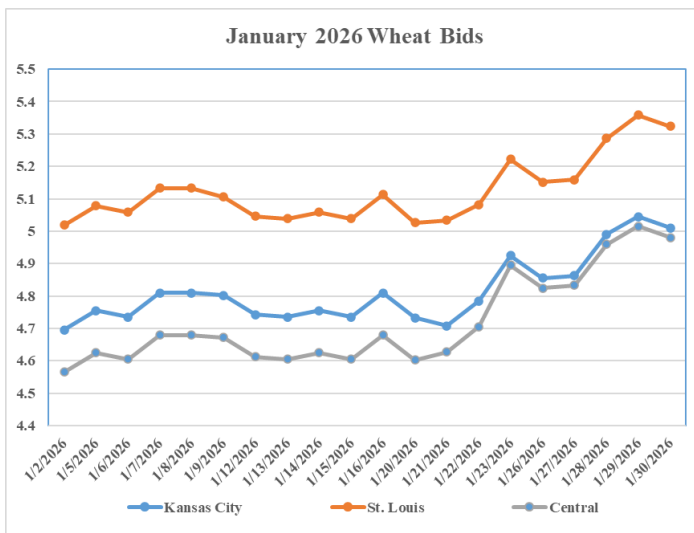
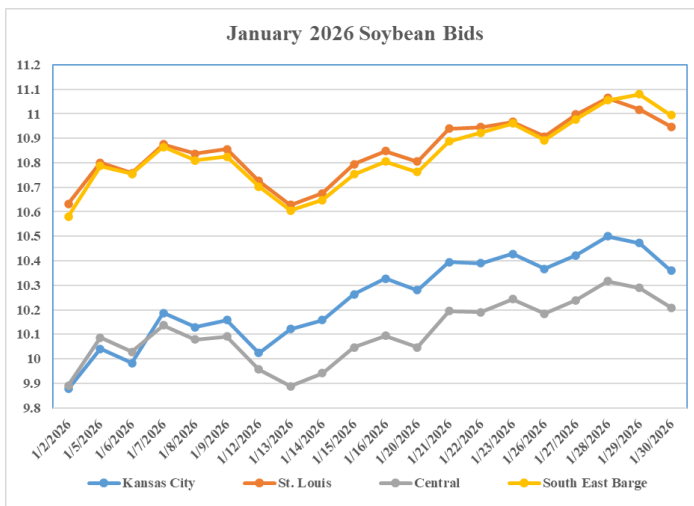
WEEKLY COMMODITY GRAIN FUTURES TRENDS

Compared to last week, Soybeans 0.03 to 0.04 lower, Wheat 0.02 to 0.08 higher, Corn 0.01 to 0.03 lower, except Dec. 0.01 higher, KC Wheat 0.02 to 0.05 higher, Soybean Meal 3.50 to 6.30 lower.

Daily Grain Futures Closes

	Mon.	Tues.	Wed.	Thu.	Fri.
Soybeans					
Mar	1061 3/4	1067 1/4	1075	1072 1/4	1064 1/4
May	1074	1079 1/2	1087 3/4	1085 3/4	1077
Jul	1087 1/2	1092 1/2	1101	1099 3/4	1090 1/2
Aug	1086	1090 3/4	1098 1/2	1097 1/2	1088 1/4
Sep	1072 1/2	1076	1083	1082 1/2	1072 3/4
Wheat					
Mar	522 1/2	523 1/4	536	541 1/2	538
May	532 3/4	532 3/4	544 1/2	550 1/4	546
Jul	545 1/4	544	555	560 3/4	555 3/4
Sep	559 1/2	558	568 1/2	573 1/2	567 3/4
Dec	579 1/4	577	587 1/4	592	585 3/4
Corn					
Mar	428 1/4	426 1/2	430	430 3/4	428 1/4
May	436	424 3/4	438	439	435 3/4
Jul	442	440 3/4	444	445 3/4	442
Sep	441 1/4	440 1/4	443 1/2	445	441 1/4
Dec	455	454 1/4	457 3/4	459	456
KC Wheat					
Mar	529 3/4	532 3/4	542 1/4	547	544 3/4
May	540 1/2	542 3/4	552 3/4	557 3/4	555
Jul	553 1/2	555	565 1/4	570 1/2	567 1/2
Sep	568 3/4	569 3/4	580	585 1/4	581 3/4
Dec	589 1/2	590 1/4	600 1/4	605 1/4	601 1/4
SB Meal					
Mar	294.30	294.00	297.80	296.00	293.60
May	297.90	298.00	301.50	300.20	297.50
Jul	303.00	303.10	306.50	305.50	302.60
Aug	304.60	304.90	308.30	307.30	304.30
Sep	305.50	305.90	309.50	308.40	305.40

MONTHLY GRAIN CROP



MISSOURI GRAIN WEEKLY TRENDS

Compared to last week, Soybeans 0.01 to 0.13 lower, Wheat 0.09 higher, Corn 0.02 lower to 0.12 higher, Sorghum 0.02 lower to 0.08 higher.

Area	#1 Soybeans	#2 Soft Wheat	#2 Corn	#2 Grain Sorghum
Kansas City				
Friday**	10.32-10.62	4.92	4.35	3.45
Monday	10.26-10.56	4.85	4.33	3.43
Tuesday	10.32-10.62	4.86	4.31	3.41
Wednesday	10.40-10.70	4.99	4.35	3.45
Thursday	10.37-10.67	5.04	4.35	3.45
Friday	10.29-10.49	5.01	4.33	3.43
St. Louis				
Friday**	10.95-10.97	5.12-5.29	4.50	4.45
Monday	10.89-10.91	5.05-5.22	4.51	4.43
Tuesday	10.99-11.00	5.06-5.23	4.51	4.41
Wednesday	11.06-11.07	5.19-5.36	4.55-4.56	4.55
Thursday	11.01-11.02	5.24-5.41	4.56-4.60	4.55
Friday	10.94-10.95	5.21-5.38	4.58-4.62	4.53
Central				
Friday**	10.17-10.27	4.89	4.00-4.08	---
Monday	10.11-10.21	4.82	3.98-4.06	---
Tuesday	10.17-10.27	4.83	3.96-4.04	---
Wednesday	10.25-10.35	4.96	4.00-4.08	---
Thursday	10.22-10.32	5.01	4.00-4.08	---
Friday	10.14-10.24	4.98	3.98-4.06	---
S.E. MO				
Friday**	10.91-11.01	---	4.46-4.56	---
Monday	10.82-10.95	---	4.44-4.54	---
Tuesday	10.92-11.01	---	4.43-4.54	---
Wednesday	11.00-11.09	---	4.50-4.60	---
Thursday	11.04-11.16	---	4.60-4.68	---
Friday	10.95-11.08	---	4.58-4.66	---

(PRICES PER BUSHEL) *NEW CROP **PREVIOUS WEEK'S PRICES
*Bids calculated using Kansas City, St. Louis, and St. Joseph bids

*Axis value ranges may be updated to reflect data points.
Only dates in which markets are trading and only current cash bids are represented.

**WHOLESALE FEEDSTUFFS PRICES
(DOLLARS PER TON-BULK BASIS)**

Area	Soybean Hulls	Soybean Meal 46.5-48%	Corn Gluten Pellets 21%	Wheat Middlings
Kansas City	117.50	288.50	229.50	146.67
St. Louis	N/A	N/A	209.00	133.50

CATTLE

January 1 Cattle Inventory Down Slightly

All cattle and calves in the United States as of January 1, 2026 totaled 86.2 million head, slightly below the 86.5 million head on January 1, 2025.

All cows and heifers that have calved, at 37.2 million head, were slightly below the 37.3 million head on January 1, 2025. Beef cows, at 27.6 million head, were down 1 percent from a year ago. Milk cows, at 9.57 million head, were up 2 percent from the previous year.

All heifers 500 pounds and over as of January 1, 2026 totaled 18.0 million head, 1 percent below the 18.1 million head on January 1, 2025. Beef replacement heifers, at 4.71 million head, were up 1 percent from a year ago. Milk replacement heifers, at 3.90 million head, were down slightly from the previous year. Other heifers, at 9.40 million head, were 2 percent below a year earlier.

Steers weighing 500 pounds and over as of January 1, 2026 totaled 15.6 million head, down 1 percent from January 1, 2025.

Bulls weighing 500 pounds and over as of January 1, 2026 totaled 2.01 million head, up slightly from January 1, 2025.

Calves under 500 pounds as of January 1, 2026 totaled 13.3 million head, down slightly from January 1, 2025.

Cattle and calves on feed for the slaughter market in the United States for all feedlots totaled 13.8 million head on January 1, 2026. The inventory is down 3 percent from the January 1, 2025 total of 14.3 million head. Cattle on feed in feedlots with capacity of 1,000 or more head accounted for 82.7 percent of the total cattle on feed on January 1, 2026, up slightly from the previous year. The combined total of calves under 500 pounds and other heifers and steers over 500 pounds (outside of feedlots), at 24.5 million head, was 1 percent above January 1, 2025.

Calf Crop Down 2 Percent

The 2025 calf crop in the United States was estimated at 32.9 million head, down 2 percent from the previous year's calf crop. Calves born during the first half of 2025 were estimated at 24.2 million head, down 2 percent from the first half of 2024. Calves born during the second half of 2025 were estimated at 8.70 million head, 26 percent of the total 2025 calf crop.

MISSOURI WEEKLY HAY SUMMARY 1/22/2026

All attention this week has turned to the weather and possibility of major winter storm over the weekend. Producers are doing what they can to prepare even if forecast end up being wrong about snow, extreme cold is almost certain. Hay supplies remain heavy and out weight demand at the current time. Hay prices are mostly steady. Much of the hay surplus is average to lower quality hay with much of it requiring some additional supplement in order to provide as adequate feed ration. Legit high quality hay as typical for mid-winter has held value much better and is a bit harder but not impossible to find. The Missouri Department of Agriculture has a hay directory at <https://apps.mda.mo.gov/haydirectory> or visit the University of Missouri Extension feed stuff finder at <https://feedstufffinder.org>

Alfalfa - Supreme 250.00-300.00, small square 10.00-15.00 per bale
Alfalfa - Premium 175.00-225.00
Alfalfa - Good 150.00-175.00, small square 6.00-10.00 per bale
Alfalfa - Fair 125.00-150.00
Mixed Grass—Premium 150.00-200.00
Mixed grass - Good/Premium 100.00-150.00
Mixed grass-Fair/Good 75.00-125.00, small square 3.00-7.00 per bale
Mixed grass - Fair 20.00-45.00 per large round bale
Wheat straw - 4.00-7.00 per small square bale

Please Note: The above volumes (tonnage, acres, and bales) listed are for confirmed trades only, it does not include estimated volume (tonnage) for bids or offers to the trade. List your hay for sale at: [Hay Listing Online Form](#). Explanation of Hay Quality Guidelines: [Hay Quality Designation Guidelines](#). Glossary of Terms: [Livestock, Poultry, & Grain Hay Terms](#)

MISSOURI WEEKLY SHEEP/GOAT AUCTION SUMMARY

Receipts: 1,484 Week Ago: 765 Last Year: 1,362

SHEEP: Feeder Lambs: Small and Medium 1-2 hair 30-40 lbs 410.00-460.00; 40-50 lbs 350.00-430.00. Slaughter Lambs: Choice and Prime 1-3 hair 50-60 lbs 390.00-425.00; 60-70 lbs 390.00-420.00; 70-80 lbs 370.00-405.00; 80-95 lbs 300.00-350.00; 90-105 lbs 275.00-330.00. Choice 1-3 55-70 lbs 375.00-385.00; 70-80 lbs 300.00-370.00; 80-90 lbs 295.00-300.00; 95-115 lbs 230.00-260.00. Bucks hair few 150-190 lbs 135.00-165.00. Replacement Ewes: Per head Small and Medium 1-2 pkg 2-4 yrs Win 130 lbs 300.00-310.00; 4-6 yrs Exp and Win 110-135 lbs 190.00-275.00.

GOATS: Feeder Kids: Selection 1 40-50 lbs 370.00-420.00. Selection 2 30-50 lbs 275.00-390.00. Slaughter Kids Selection 1 50-60 lbs 375.00-450.00; 60-70 lbs 405.00-460.00; 70-80 lbs 385.00; 80-90 lbs 335.00-380.00. Selection 2 50-60 lbs 300.00-375.00; 60-75 lbs 300.00-355.00. Nannies Selection 1-2 100-145 lbs 145.00-225.00. Billies Selection 1-2 100-175 lbs 210.00-260.00.

Explanatory Notes: Stage - Represents estimated lambing/kidding period (Open, Exp=exposed, Bred, Fall = Sep-Nov, Win = Dec-Feb, Spr = Mar-May, Sum=Jun-Aug; w/s = woolled and shorn; /hd= per head; /fam=per family
All price CWT unless otherwise noted.

MISSOURI DROUGHT MONITOR

Date	None	D0	D1	D2	D3	D4
1/27/26	10.85	36.27	27.94	24.09	0.86	0.0
1/20/26	10.81	35.46	28.78	24.09	0.86	0.0
1/28/25	60.70	24.59	14.71	0.0	0.0	0.0

Reflects percentage of Missouri impacted by drought. D0 Abnormally Dry; D1 Moderate Drought; D2 Severe Drought; D3 Extreme Drought; D4 Exceptional Drought

NATIONAL DIRECT DELIVERED FEEDER PIG REPORT

1/30/26 Receipts: 77,158 Week ago: 83,372 Year Ago: 86,009
Early weaned pigs and feeders pigs are mostly 7.00-8.00 higher.

Cash: 36,018 head 89.00-118.00, weighted average 107.64

Formula: 36,756 head 49.87-107.03, weighted average 74.12

Feeder pigs 40 pounds basis: Cash 17,100 head 115.00-133.00, weighted average 125.11

NATIONAL DAILY DIRECT PRIOR DAY HOG REPORTS 1/30/26

BARROWS AND GILTS (Carcass Basis): 2,175 head
Base Carcass Price 79.00-87.00, weighted average 84.89

SOWS (Live Basis): 6,475 head
300-500 lbs. 30.00-74.00
Over 500 lbs. 45.00-75.00

MISSOURI WEEKLY DIRECT SLAUGHTER CATTLE REPORT 1/23/26

Weekly Receipts: 120 Week ago: 600 Year ago: 340
Trading as of Friday morning, Flat dressed sales are 5.00 higher at 365.00 with Grid dressed sales inactive.

LIVE STEERS & HEIFERS: DRESSED STEERS & HEIFERS:
No sales reported. 3 loads Fri. morning at 365.00

GRADE AND EIGHT (Grid):
No sales reported.

Click here for the current [National Crop Progress](#)

Click here for the current [Missouri Crop Progress](#)

The current hay directory can be found at: [Hay Directory](#).