

Weekly Market Summary

Published by:
Missouri Department of Agriculture
Ag Business Development Division
Market News Program



Chris Chinn, Director
 Jill Wood, Division Director
 Tony Hancock, Editor
[agmarketnews.mo.gov](http://www.ams.usda.gov/marketnews.htm)
<http://www.ams.usda.gov/marketnews.htm>

Michael Kehoe, Governor

Volume XLVI, Number 6 ♦ P.O. Box 630, Jefferson City, MO 65102 ♦ (573) 751-4211 ♦ Mon, Feb 09, 2026

MISSOURI WEEKLY FEEDER CATTLE WEIGHTED AVERAGE REPORT

Feeder Cattle Receipts: 28,508 Week ago: 1,359 Year ago: 38,098
 Steers and Heifers Medium and Large 1—Weighted average weights and prices

STEERS: Medium and Large 1

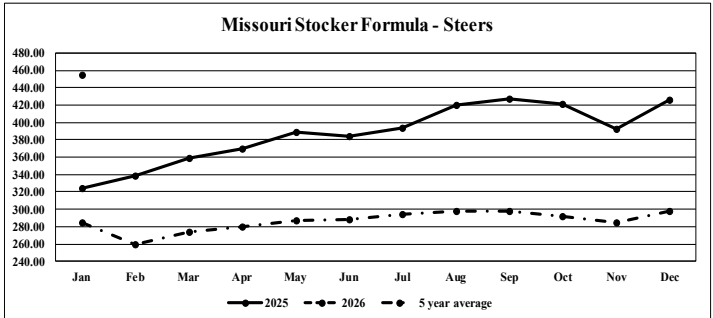
329 lbs. 609.29 523 lbs. 524.30 724 lbs. 395.31 931 lbs. 333.22
 374 lbs. 592.23 574 lbs. 477.92 776 lbs. 375.27 958 lbs. 326.39
 431 lbs. 568.26 623 lbs. 446.09 827 lbs. 367.28 1013 lbs. 314.37
 477 lbs. 540.80 671 lbs. 422.55 873 lbs. 355.12 1072 lbs. 299.12

HEIFERS: Medium and Large 1

331 lbs. 543.98 523 lbs. 443.84 725 lbs. 360.62 974 lbs. 303.14
 377 lbs. 513.65 573 lbs. 427.01 770 lbs. 336.20
 427 lbs. 494.88 627 lbs. 399.71 832 lbs. 325.85
 474 lbs. 475.09 674 lbs. 376.91 864 lbs. 320.96

MISSOURI STEER (HEIFER) STOCKER FORMULA 2/09/2026

Monday's Missouri Stocker formula consists of **5,189 (5,251)** head with a weighted average weight of **553.87 (543.15)** lbs. and a price value of **480.21 (428.81)**, 1.67 higher (7.71 higher) than a week ago. This a rolling seven day calculated weighted value which combines all Feeder Steers reported by MDA/USDA Market News Service weighing from 400-649 lbs. in the Medium and Large 1 and Medium and Large 1-2 frame and muscle classifications, including all comment cattle except Brahman X. Heifer values are in parentheses.



*Graph is updated the first Monday of each month. Axis value ranges may be updated to reflect data points.

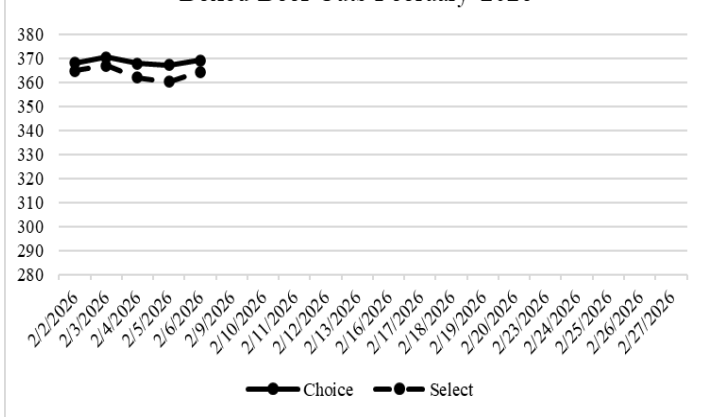
NATIONAL BOXED BEEF CUTOUT VALUES

DATE	CHOICE	SELECT	TOTAL LOADS
2/02	368.21	364.91	58
2/03	370.71	367.23	118
2/04	368.02	362.09	101
2/05	367.25	360.37	115
2/06	369.33	364.53	60
5 Day Simple Average	368.70	363.83	

MISSOURI WEEKLY CATTLE AUCTION SUMMARY

Total Receipts: 34,274 Week Ago: 2,465 Year Ago: 43,214
 Compared to two weeks ago, feeders under 650 lbs. sold 10.00-20.00 higher, weights over 650 lbs. sold steady to 10.00 higher. A mixed story this week many auctions got back to more normal business while others, mostly in the south central and southeast areas, either didn't have sales or offerings were very light early to mid-week. In those areas many country roads were still reported as covered with snow and ice making it difficult to get trailers in and out. Demand was good to very good at the auctions, and once again back to talking about new record prices being paid for various weights at many barns and even for the state in a few cases. Several replacement auctions were held this past week and prices for quality cows and heifers to take home are climbing to new levels as well. A few stick out sales this week of drafts over 20 head included: 70 head of 502 lb. steers at Four States Stockyards that sold for 549.00. Kingsville Livestock Auction sold 23 head of 561 lb. steers for 516, 70 head of 813 lb. steers for 382.50 (the highest per cwt price ever recorded in the state for any draft over 20 head of 800-850 lb. steers). Callaway Livestock Center sold 76 head of 625 lb. steers for 464.00, a load of 713 lbs. steers for 424.00, a load of 753 lb. steers for 401.50 and a load of 877 lb. steers for 366.50. Green City Livestock Market sold a load of 655 lb. steers for 448.50. Joplin Regional Stockyards sold 223 head of 920 lb. steers for 331.00 and 112 head of 1007 lb. steers for 316.00. Kingsville Livestock Auction sold 25 head of 533 lb. heifers for 485.00. Lolli Brothers Livestock Market sold 231 head of heifers headed to feed with an average weight of 730 lbs. for 367.75. Boxed beef cutout values closed higher for the week. Choice closed on Friday at 369.33, up 3.77 and select closed at 364.53, up 2.59 compared to last week. The choice/select spread remaining narrow at 4.80 per cwt. Negotiated feedlot sales as of the 2:00 cutoff time on Friday afternoons report came in just under 52k head. Live prices were reported 237.00-245.00 mostly 240.00 in the north and 245.00 in the south. Dressed sales reported mostly all at 378.00. Missouri Stocker formula consists of 5189 head with a weighted average weight of 553.87 lbs. and a price value of 480.21, 1.67 higher than last week's very light volume. The steer/heifer spread is 51.40.

Boxed Beef Cuts February 2026



*Axis value ranges may be updated to reflect data points.

WEEKLY LIVESTOCK SLAUGHTER

	CATTLE	HOGS	SHEEP
Week to Date:	536,000	2,593,000	38,000
Last Week:	528,000	2,501,000	36,000
Last Year:	582,606	2,520,906	34,883

The Weekly Market Summary, as well as historical summaries, are available on our website <https://agmarketnews.mo.gov/summaries>
 Market News Hotline: 1-573-522-9244
 Check out the latest updates on our YouTube Channel: [MDA Market News](https://www.youtube.com/channel/UC...)

SOUTHWEST MISSOURI WEEKLY SUMMARY

(Joplin, Springfield, Exeter)
Receipts: 11,056 Week ago: 323 Year Ago: 14,170

Compared to two week ago, feeders sold 5.00-20.00 higher with some light weight calves up to 50.00 higher. Slaughter cows sold steady to 6.00 higher.

FEEDER STEERS:
Medium and Large 1

300-400 lbs. 560.00-630.00
400-500 lbs. 520.00-602.00
500-600 lbs. 430.00-580.00
600-700 lbs. 400.00-464.00
700-800 lbs. 352.00-400.00
800-900 lbs. 339.00-367.00
900-1000 lbs. 320.00-331.00

FEEDER HEIFERS:
Medium and Large 1

300-400 lbs. 500.00-600.00
400-500 lbs. 430.00-510.00
500-600 lbs. 389.00-452.00
600-700 lbs. 347.00-412.00
700-800 lbs. 326.00-358.00
800-850 lbs. 322.00-327.25

FEEDER HOLSTEIN STEERS:
Large 3

Scarce

SLAUGHTER COWS: Breaking and Boning (70-85% lean) 145.00-166.00, high dressing 164.00-178.00, low dressing 140.00-150.00; Lean (85-90%) 125.00-157.50; high dressing 140.00-162.00; low dressing 110.00-141.00

SLAUGHTER BULLS: Yield Grade 1-2 1155-2490 lbs. 177.00-202.00; high dressing 199.00-226.00

BRED COWS: Medium and Large 1, 1020-1655 lbs., 2-8 yrs., 1st stage, 3100.00-3300.00, 2nd-3rd stage, 3500.00-4100; Over 8 yrs., 2nd-3rd stage 2600.00-3500.00

COW CALF PAIRS: Medium and Large 1-2 with 150-300 lb. calves, Open, 2-8 yrs., 3450.00-4350.00; Over 8 yrs., 3450.00-3500.00

Medium and Large 1-2, 805-1625 lbs., 2-8 yrs., 1st stage, 2500.00-3050.00; 2nd-3rd stage, 2400.00-3700.00; Over 8 yrs., 2nd-3rd stage, 2100.00-3500.00

BRED HEIFERS: Medium and Large 1, 925-1200 lbs., Under 2 yrs., 2nd-3rd stage, 3850.00-5100.00; 2-4 yrs., 2nd-3rd stage, 3900.00-5100.00

SOUTH CENTRAL MISSOURI WEEKLY SUMMARY

(West Plains, Phillipsburg)
Receipts: 3,962 2 Weeks ago: 4,601 Year Ago: 4,930

Compared to two weeks ago, feeders sold steady to 10.00 higher, with some calves up to 40.00 higher. Slaughter cows sold 3.00-6.00 higher.

FEEDER STEERS:
Medium and Large 1

300-400 lbs. 560.00-655.00
400-500 lbs. 510.00-610.00
500-600 lbs. 424.00-546.00
600-700 lbs. 388.00-449.00
700-800 lbs. 371.50-406.00
800-850 lbs. 337.50-368.50

FEEDER HEIFERS:
Medium and Large 1

300-400 lbs. 530.00-635.00
400-500 lbs. 435.00-526.00
500-600 lbs. 387.50-454.00
600-700 lbs. 337.50-382.50
700-800 lbs. 320.00-342.00

FEEDER HOLSTEIN STEERS:
Large 3

Scarce

SLAUGHTER COWS: Breaking and Boning (70-85% lean) 154.00-168.00; high dressing 167.00-188.00; low dressing 129.50-150.00. Lean (85-90%) 129.00-154.00, high dressing 154.00-164.00, low dressing 111.00-135.00

SLAUGHTER BULLS: Yield Grade 1-2 1145-2200 lbs. 180.00-200.00; high dressing 198.50-216.00; low dressing 160.00-179.50

BRED COWS: Medium and Large 1, 1210-1367 lbs., 2-8 yrs., 2nd-3rd stage, 3700.00-4400.00

COW CALF PAIRS: Medium and Large 1, with 150-300 lb calves, 1210-1320 lbs., 2-8 yrs., 1st stage, 4900.00-5300.00; with over 300 lb. calves, 1249-1480 lbs. 2-8 yrs., 1st-2nd stage, 5800.00-6100.00

BRED HEIFERS: Medium and Large 1, 1153-1208 lbs., 2-4 yrs., 1st-3rd stage, 4000.00-4100.00

WEST CENTRAL MISSOURI WEEKLY SUMMARY

(Kingsville, Windsor, Butler, Osceola)
Receipts: 6,861 Week ago: 274 Year ago: 5,905

Compared to two weeks ago, feeders sold firm to 20.00 higher. Slaughter cows sold steady to firm.

FEEDER STEERS:
Medium and Large 1

300-400 lbs. 532.50-645.00
400-500 lbs. 497.50-619.00
500-600 lbs. 445.00-540.00
600-700 lbs. 396.00-475.00
700-800 lbs. 369.00-416.00
800-900 lbs. 338.00-390.00
900-950 lbs. 338.00-343.50

FEEDER HEIFERS:
Medium and Large 1

300-400 lbs. 487.50-580.00
400-500 lbs. 442.50-538.00
500-600 lbs. 395.00-461.00
600-700 lbs. 357.50-435.00
700-800 lbs. 335.00-369.00
800-850 lbs. 321.00-328.50

SLAUGHTER BULLS: Yield Grade 1-2 1110-2415 lbs. 179.00-198.00, high dressing 200.00-213.00, low dressing 160.00-189.00

SLAUGHTER COWS: Breaking and Boning (70-85% lean) 150.00-172.00, high dressing 168.00-190.00; Lean (85-90%) 128.00-152.00, low dressing 92.50-128.00

BRED COWS: Medium and Large 1-2, 1050-1640 lbs., 2-8 yrs. 2nd-3rd stage, 2700.00-3300.00

BRED HEIFERS: Medium and Large 1-2, 1038-1176 lbs., Under 2 yrs., 3rd stage, 4100.00-5000.00

NORTHEAST MISSOURI WEEKLY SUMMARY

(Bowling Green, Kingdom City, Palmyra)
Receipts: 4,283 Week ago: 301 Year Ago: 5,283

Compared to two weeks ago, feeders sold steady to 15.00 higher, with spots up to 25.00 higher. Slaughter cattle sold steady to firm.

FEEDER STEERS:
Medium and Large 1

400-500 lbs. 490.00-555.00
500-600 lbs. 445.00-535.00
600-700 lbs. 401.00-464.00
700-800 lbs. 372.50-393.50
800-900 lbs. 363.50-374.00

FEEDER HEIFERS:
Medium and Large 1

400-500 lbs. 457.50-532.50
500-600 lbs. 407.50-493.00
600-650 lbs. 395.00-400.00
750-800 lbs. 337.50
950-1000 lbs. 304.00

SLAUGHTER BULLS: Yield Grade 1-2 1375-2165 lbs. 189.00-210.00; high dressing 157.00-165.00; low dressing 130.00-148.00

SLAUGHTER COWS: Breaking and Boning, (70-85% lean) 158.00-171.00; high dressing 169.00-192.00; low dressing 146.00-161.00. Lean (85-90%) 143.00-160.00; low dressing 130.00-148.00

SLAUGHTER STEERS: Choice 2-3 233.50-240.00

SLAUGHTER HEIFERS: Choice 2-3 233.50-237.25

BRED COWS: Medium and Large 1, 1200-1294 lbs., 2-4 yrs., 3rd stage, 4750.00-5500.00

BRED HEIFERS: Medium and Large 1, 1052-1178 lbs., Under 2 yrs., 3rd stage, 4700.00-4975.00

NORTH CENTRAL MISSOURI WEEKLY SUMMARY

(Macon, Unionville, Green City, New Cambria)
Receipts: 4,951 Week ago: 1,567 Year ago: 6,510

Compared to two weeks ago, feeders sold firm to 15.00 higher. Slaughter cows sold steady to firm.

*Some sale barns on a bi-weekly schedule and may not have a sale each week.

FEEDER STEERS:
Medium and Large 1

400-500 lbs. 530.00-634.00
500-600 lbs. 460.00-580.00
600-700 lbs. 412.00-476.00
700-800 lbs. 365.00-423.50
800-900 lbs. 344.75-376.00

FEEDER HEIFERS:
Medium and Large 1

400-500 lbs. 469.50-516.00
500-600 lbs. 402.00-495.00
600-700 lbs. 375.00-432.50
700-800 lbs. 340.00-388.00
800-900 lbs. 325.25-334.00

SLAUGHTER BULLS: Yield Grade 1-2 1590-1975 lbs. 180.00-204.00

SLAUGHTER COWS: Breaking and Boning (70-85% lean) 151.00-169.00, high dressing 170.00-179.00; Lean (85-90%) 142.50-151.00, low dressing 125.00-135.00

BRED COWS: Scarce

BRED HEIFERS: Scarce

HEIFER PAIRS: Scarce

SOUTHEAST MISSOURI WEEKLY SUMMARY

(Jackson and Farmington)

Receipts: 427 2 Weeks ago: 1,247 Year ago: 1,942

Compared to two weeks ago, feeders sold with sharply higher undertones. Slaughter cows and bulls sold steady.

FEEDER STEERS:
Medium and Large 1

300-400 lbs. 500.00-510.00
400-500 lbs. 472.00-550.00
500-600 lbs. 445.00-520.00

FEEDER HEIFERS:
Medium and Large 1

300-400 lbs. 425.00-500.00
400-500 lbs. 445.00-500.00
500-600 lbs. 352.00-440.00
600-700 lbs. 325.00-395.00

SLAUGHTER BULLS: Yield Grade 1-2 1345-2185 lbs. high dressing 177.00-210.00

SLAUGHTER COWS: Breaking and Boning (75-85% lean) 137.00-153.00; high dressing 157.00-169.00; Lean (85-90% lean) 104.00-122.00; high dressing 130.00-152.00

BRED COWS: Scarce

COW & CALF PAIRS: Scarce

EAST CENTRAL MISSOURI WEEKLY SUMMARY

(Cuba, Vienna)

Receipts: 207 2 Weeks ago: 1,632 Year ago: 2,163

Not enough of an offering to provide a trend.

FEEDER STEERS:
Medium and Large 1

500-600 lbs. 430.00-440.00
600-700 lbs. 400.00-415.00

FEEDER HEIFERS:
Medium and Large 1

400-500 lbs. 430.00-455.00
500-600 lbs. 390.00-402.50

SLAUGHTER BULLS: Scarce

SLAUGHTER COWS: Breaking and Boning, (70-85% lean) 157.00-171.00; Lean (85-90%) 145.00-149.00, low dressing 129.00-141.00

BRED COWS: Medium and Large 1-2, 1180-1390 lbs., 5-8 yrs., 2nd-3rd stage, 2600.00-3525.00

BRED HEIFERS: Scarce

NORTHWEST MISSOURI WEEKLY SUMMARY

(Tina)

Receipts: 2,527 2 Weeks ago: 2,201 Year ago: 2,311

Compared to the sale two weeks ago, the feeder steers with comparable weights sold 15.00-30.00 higher and the feeder heifers under 700 lbs. sold 10.00-20.00 higher. Slaughter cattle sold 5.00-8.00 higher.

FEEDER STEERS:
Medium and Large 1

400-500 lbs. 552.50-580.00
500-600 lbs. 467.00-550.00
600-700 lbs. 418.50-470.00
700-800 lbs. 370.00-414.00
800-900 lbs. 346.00-366.00

FEEDER HEIFERS:
Medium and Large 1

400-500 lbs. 470.00-517.50
500-600 lbs. 416.00-490.00
600-700 lbs. 375.50-420.00
700-750 lbs. 362.50

SLAUGHTER BULLS: Scarce

SLAUGHTER COWS: Breaking and Boning, (70-85% lean) 143.00-171.00, high dressing 165.00-175.00; Lean (85-90%) 136.00-148.50, high dressing 149.00-160.50

BRED COWS: Scarce

BRED HEIFERS: Scarce

AFTERNOON NATIONAL SLAUGHTER CATTLE REVIEW

So far for Friday, negotiated cash trade has been moderate on moderate to good demand in the Texas Panhandle. Compared to last week, live purchases have been 5.00 higher at mostly 245.00. Negotiated cash trade in Kansas has been moderate on very good demand. Compared to last week, live purchases have been 5.00 higher from 242.00-245.00, mostly 245.00. Negotiated cash trade has been limited on moderate demand in Nebraska and the Western Cornbelt. The last established market in Nebraska was Thursday with live purchases from 238.00-241.00, mostly 240.00, and dressed purchases at 378.00. The last established market in the Western Cornbelt was Thursday with live purchases at mostly 240.00 and dressed purchases at 378.00.

Negotiated Cash Sales:

Confirmed:	13,555	Week Ago:	53,443	Year Ago:	1,807
Week to date:	51,909	Week Ago:	64,669	Year Ago:	71,344

<u>Live Basis</u>	<u>Steers</u>	<u>Heifers</u>
Over 80% Choice	237.00-245.00 avg 242.97	238.00-245.00 avg 241.94
65-80% Choice	242.00-245.00 avg 243.77	245.00-245.00 avg 245.00
35-65% Choice	242.00-245.00 avg 242.84	245.00-245.00 avg 245.00
0-35% Choice	-	-
Total All Grades	237.00-245.00 avg 243.29	238.00-245.00 avg 243.70
<u>Dressed Basis</u>		
Over 80% Choice	378.00-378.00 avg 378.00	378.00-378.00 avg 378.00
65-80% Choice	-	-
35-65% Choice	-	-
0-35% Choice	-	-
Total All Grades	378.00-378.00 avg 378.00	378.00-378.00 avg 378.00

<u>All Beef Type Steers/Heifers</u>	<u>Head</u>	<u>Avg Wt</u>	<u>Price Range</u>	<u>Wtd Avg</u>
Live FOB	11,676	1,467.1	237.00-245.00	243.16
Live Del	123	1,453.9	240.00-242.00	241.19
Dressed Del	1,489	965.9	375.00-385.00	377.93
Dressed FOB	120	1,024.0	381.18-381.18	381.18

WEEKLY COMMODITY FUTURES TRENDS

Compared to last week, Live Cattle 0.45-3.57 higher, Lean Hogs Feb. 0.12 higher, others 2.35-2.80 higher, Feeder cattle 1.92-7.15 higher

Daily Futures Closes

	Mon.	Tues.	Wed.	Thu.	Fri.
Cattle					
Feb	238.17	240.32	240.52	235.25	237.75
Apr	239.52	241.62	241.80	235.60	237.25
Jun	234.25	236.62	237.22	232.20	233.85
Aug	231.55	233.82	234.72	230.45	232.15
Oct	230.95	233.10	234.20	230.30	231.87
Lean Hogs					
Feb	87.75	88.55	88.00	87.30	87.37
Apr	96.62	98.15	98.45	98.37	97.95
May	100.62	101.92	101.75	101.50	101.27
Jun	109.77	110.87	110.57	110.55	110.60
Jul	110.70	111.82	111.35	111.37	111.75
Fdr Cattle					
Mar	366.35	367.92	370.07	364.07	367.42
Apr	364.17	365.87	367.50	360.50	362.80
May	360.35	362.40	363.75	356.20	357.12
Aug	358.57	360.82	362.27	355.02	355.97
Sep	356.15	358.40	359.90	352.87	354.12
Milk					
Feb	15.35	15.32	15.45	15.51	15.38
Mar	16.02	16.48	16.98	17.48	17.10
Apr	16.42	16.84	17.34	17.71	17.26

WEEKLY COMMODITY GRAIN FUTURES TRENDS

Compared to last week, Soybeans 0.24-0.52 higher, Wheat 0.06-0.08 lower, Corn 0.02-0.03 higher, KC Wheat 0.07-0.14 lower, Soybean Meal 6.70-10.40 higher.

Daily Grain Futures Closes

	Mon.	Tues.	Wed.	Thu.	Fri.
Soybeans					
Mar	1060 1/4	1065 3/4	1092 1/4	1112 1/4	1115 1/4
May	1072 1/2	1077 1/4	1104 3/4	1126	1128 3/4
Jul	1085 3/4	1090 1/2	1116 3/4	1137 1/4	1139 1/2
Aug	1083 1/4	1087 3/4	1108 1/2	1127	1128
Sep	1068 1/4	1072 1/2	1083 3/4	1097 1/2	1096 3/4
Wheat					
Mar	527 3/4	528 3/4	526 3/4	535 1/4	529 3/4
May	536 1/2	537 3/4	536 1/4	544	539
Jul	547 1/2	548 3/4	547 1/4	554 3/4	549 1/4
Sep	560 1/4	561 1/2	560 1/4	567 1/4	561 3/4
Dec	578 3/4	580 1/4	579	585 3/4	580
Corn					
Mar	425 3/4	428 1/2	429 1/2	435	430 1/4
May	433 1/2	435 3/4	437	443	438 3/4
Jul	439 3/4	442	443 1/4	449 1/4	445 1/4
Sep	439 3/4	441 1/2	442 1/2	447	443 1/2
Dec	454 3/4	456 3/4	457 1/4	461	457 3/4
KC Wheat					
Mar	535 1/4	534 3/4	530 1/4	538 1/2	531 1/4
May	546 1/4	546 3/4	542 3/4	550 1/2	543 1/2
Jul	559 1/2	560 1/2	556 3/4	564	557 1/4
Sep	574 1/4	575 1/4	572	578 3/4	572
Dec	594 1/2	596	593	599 1/2	593 1/2
SB Meal					
Mar	294.50	291.90	296.20	303.20	303.60
May	298.20	295.70	300.30	306.90	307.90
Jul	303.10	300.60	304.80	311.40	312.40
Aug	304.90	302.40	305.90	312.30	312.90
Sep	306.10	303.60	306.10	312.20	312.10

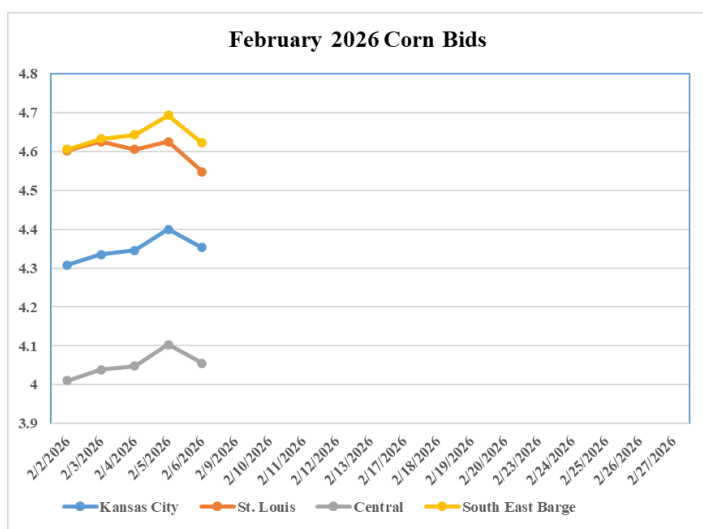
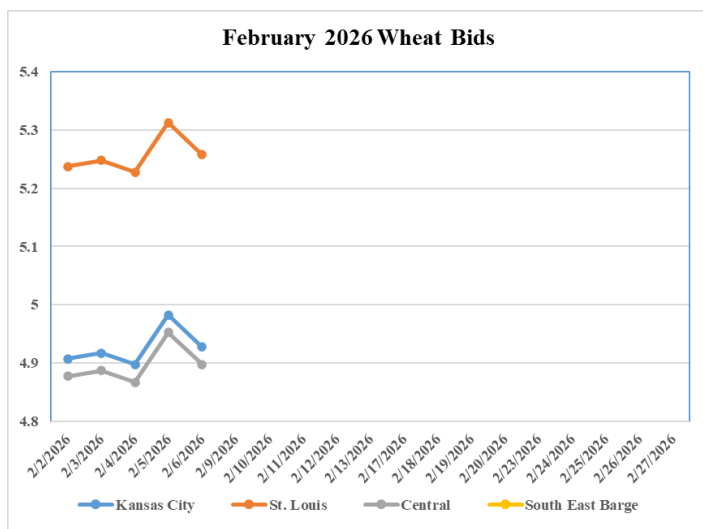
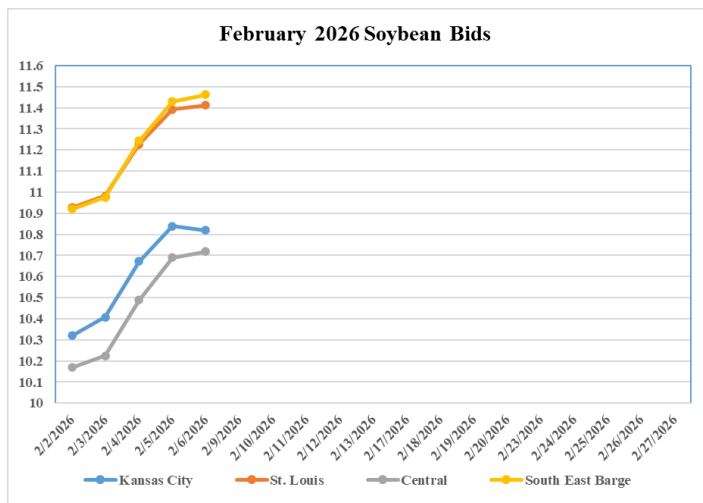
MISSOURI GRAIN WEEKLY TRENDS

Compared to last week, Soybeans 0.46 to 0.47 higher, Wheat 0.04 to 0.09 lower, Corn 0.07 lower to 0.02 higher, Sorghum 0.02 higher.

Area	#1 Soybeans	#2 Soft Wheat	#2 Corn	#2 Grain Sorghum
Kansas City				
Friday**	10.29-10.49	5.01	4.33	3.43
Monday	10.25-10.45	4.90	4.30	3.40
Tuesday	10.30-10.60	4.91	4.33	3.43
Wednesday	10.57-10.87	4.89	4.34	3.44
Thursday	10.77-10.97	4.98	4.40	3.50
Friday	10.75-10.95	4.92	4.35	3.45
St. Louis				
Friday**	10.94-10.95	5.21-5.38	4.58-4.62	4.53
Monday	10.92-10.93	5.15-5.27	4.59-4.60	4.50
Tuesday	10.97-10.98	5.16-5.28	4.62	4.53
Wednesday	11.22-11.23	5.14-5.26	4.59-4.61	4.54
Thursday	11.38-11.40	5.23-5.35	4.61-4.64	4.60
Friday	11.41	5.17-5.29	4.54-4.55	4.55
Central				
Friday**	10.14-10.24	4.98	3.98-4.06	---
Monday	10.10-10.20	4.87	3.95-4.03	---
Tuesday	10.15-10.25	4.88	3.98-4.06	---
Wednesday	10.42-10.52	4.86	3.99-4.07	---
Thursday	10.62-10.72	4.95	4.05-4.13	---
Friday	10.65-10.75	4.89	4.00-4.08	---
S.E. MO				
Friday**	10.95-11.08	---	4.58-4.66	---
Monday	10.86-10.95	---	4.54-4.65	---
Tuesday	10.91-11.00	---	4.57-4.68	---
Wednesday	11.19-11.27	---	4.58-4.69	---
Thursday	11.32-11.47	---	4.62-4.75	---
Friday	11.36-11.50	---	4.53-4.65	---

(PRICES PER BUSHEL) *NEW CROP **PREVIOUS WEEK'S PRICES
*Bids calculated using Kansas City, St. Louis, and St. Joseph bids

MONTHLY GRAIN CROP



*Axis value ranges may be updated to reflect data points.
Only dates in which markets are trading and only current cash bids are represented.

WHOLESALE FEEDSTUFFS PRICES (DOLLARS PER TON-BULK BASIS)

Area	Soybean Hulls	Soybean Meal 46.5-48%	Corn Gluten Pellets 21%	Wheat Middlings
Kansas City	120.00	294.20	229.50	166.67
St. Louis	N/A	N/A	209.00	141.00

GRAIN CRUSHINGS AND CO-PRODUCTS PRODUCTION

**November 2025 contained 30 days.
December 2025 contained 31 days.**

Total corn consumed for alcohol and other uses was 534 million bushels in December 2025. Total corn consumption was up 5 percent from November 2025 and up 1 percent from December 2024. December 2025 usage included 93.3 percent for alcohol and 6.7 percent for other purposes. Corn consumed for beverage alcohol totaled 2.93 million bushels, down 15 percent from November 2025 and down 8 percent from December 2024. Corn for fuel alcohol, at 488 million bushels, was up 5 percent from November 2025 and up 2 percent from December 2024. Corn consumed in December 2025 for dry milling fuel production and wet milling fuel production was 92.0 percent and 8.0 percent, respectively.

Dry mill co-product production of distillers dried grains with solubles (DDGS) was 1.95 million tons during December 2025, up 11 percent from November 2025 and up 4 percent from December 2024. Distillers wet grains (DWG) 65 percent or more moisture was 1.32 million tons in December 2025, up 5 percent from November 2025 and up 3 percent from December 2024.

Wet mill corn gluten feed production was 265,310 tons during December 2025, up 6 percent from November 2025 and up 3 percent from December 2024. Wet corn gluten feed 40 to 60 percent moisture was 188,185 tons in December 2025, up 1 percent from November 2025 but down 7 percent from December 2024.

MISSOURI WEEKLY HAY SUMMARY 2/06/2026

As predicted snow and cold did take over the state a couple of weeks ago, luckily for most of MO there wasn't as much snow as had been forecast. A warmup this past week has most of that snow gone now. It very dry snow without much moisture content and really did nothing to change the drought monitor. Far SW and SC are now seeing some areas in D3 status. Feeding season is likely around the mid-point now and supplies are still plentiful, although much of the round bales being feed to cattle do need some additional supplementation this year as quality did not meet quantity. Hay demand is light to moderate and being out weighted by the current supply. Prices are mostly steady. The Missouri Department of Agriculture has a hay directory at <https://apps.mda.mo.gov/haydirectory> or visit the University of Missouri Extension feed stuff finder at <https://feedstufffinder.org>

Alfalfa - Supreme 250.00-300.00, small square 10.00-15.00 per bale
Alfalfa - Premium 175.00-225.00
Alfalfa - Good 150.00-175.00, small square 6.00-10.00 per bale
Alfalfa - Fair 125.00-150.00
Mixed Grass—Premium 150.00-200.00
Mixed grass - Good/Premium 100.00-150.00
Mixed grass-Fair/Good 75.00-125.00, small square 3.00-7.00 per bale
Mixed grass - Fair 20.00-45.00 per large round bale
Wheat straw - 4.00-7.00 per small square bale

Please Note: The above volumes (tonnage, acres, and bales) listed are for confirmed trades only, it does not include estimated volume (tonnage) for bids or offers to the trade. List your hay for sale at: [Hay Listing Online Form](#). Explanation of Hay Quality Guidelines: [Hay Quality Designation Guidelines](#). Glossary of Terms: [Livestock, Poultry, & Grain Hay Terms](#)

MISSOURI WEEKLY SHEEP/GOAT AUCTION SUMMARY

Receipts: 754 Week Ago: 1,484 Last Year: 3,717

SHEEP: Feeder Lambs: Small and Medium 1-2 hair 20-30 lbs 380.00-407.50; 30-40 lbs 420.00-440.00; 40-50 lbs 405.00-447.50. Slaughter Lambs: Choice and Prime 1-2 hair 50-60 lbs 412.50-462.50; 60-70 lbs 415.00-450.00; 70-80 lbs 385.00-415.00; 80-100 lbs 320.00-370.00. Choice 1-3 hair 50-70 lbs 355.00-415.00. Slaughter Ewes: Good 2-3 hair 90-125 lbs 162.50-180.00. Utility and Good 1-3 hair 125-200 lbs 130.00-157.50. Replacement Ewes Small and Medium 1-2 hair 2-4 yrs 80-135 lbs Win 232.50-360.00. 4-6 yrs 110-145 lbs exp or Spr 172.50-202.50.

GOATS: Feeder Kids: Selection 1 30-40 lbs 395.00-435.00; 40-50 lbs 382.50-470.00, few fancy 500.00-525.00. Selection 2 30-45 lbs 295.00-390.00. Slaughter Kids: Selection 1 50-60 lbs 440.00-475.00, fancy 500.00-515.00; 60-70 lbs 430.00-490.00; fancy 495.00-525.000; 70-80 lbs 405.00-475.00. Selection 2 55-75 lb 330.00-382.50. Nannies Selection 1-2 100-140 lbs 177.50-227.50. Billies 100-150 lbs 210.00-280.00; 150-225 lbs 152.00-230.00.

Explanatory Notes: Stage - Represents estimated lambing/kidding period (Open, Exp=exposed, Bred, Fall = Sep-Nov, Win = Dec-Feb, Spr = Mar-May, Sum=Jun-Aug; w/s = woolled and shorn; /hd= per head; /fam=per family
All price CWT unless otherwise noted.

MISSOURI DROUGHT MONITOR

Date	None	D0	D1	D2	D3	D4
2/03/26	10.85	36.26	27.14	24.41	1.34	0.0
1/27/26	10.85	36.27	27.94	24.09	0.86	0.0
2/04/25	65.49	24.66	9.85	0.0	0.0	0.0

Reflects percentage of Missouri impacted by drought. D0 Abnormally Dry; D1 Moderate Drought; D2 Severe Drought; D3 Extreme Drought; D4 Exceptional Drought

NATIONAL DIRECT DELIVERED FEEDER PIG REPORT

2/06/26 Receipts: 125,649 Week ago: 89,874 Year Ago: 99,473
Early weaned pigs firm and feeder pigs are steady to weak.

Cash: 53,354 head 86.00-122.00, weighted average 108.00
Formula: 49,770 head 49.87-115.14, weighted average 76.48
Feeder pigs 40 pounds basis: Cash 22,525 head 116.00-136.00, weighted average 123.14

NATIONAL DAILY DIRECT PRIOR DAY HOG REPORTS 2/06/26

BARROWS AND GILTS (Carcass Basis): 2,089 head
Base Carcass Price 84.00-88.25, weighted average 86.25

SOWS (Live Basis): 6,609 head
300-500 lbs. 25.00-77.00
Over 500 lbs. 55.00-77.78

MISSOURI WEEKLY DIRECT SLAUGHTER CATTLE REPORT 2/06/26

Weekly Receipts: 120 Week ago: No Sales Year ago: 340
Trading as of Friday morning, Flat dressed sales are 3.00 higher at 378.00 with Grid dressed sales inactive.

LIVE STEERS & HEIFERS: No sales reported.
DRESSED STEERS & HEIFERS: Late last Friday after 3:00 PM 2 loads Flat 375.00, 1 load Friday morning Flat 378.00.

GRADE AND EIGHT (Grid): No sales reported.

Click here for the current [National Crop Progress](#)
Click here for the current [Missouri Crop Progress](#)
The current hay directory can be found at: [Hay Directory](#).