

# Weekly Market Summary

Published by:  
**Missouri Department of Agriculture**  
**Ag Business Development Division**  
**Market News Program**



Chris Chinn, Director  
 Jill Wood, Division Director  
 Tony Hancock, Editor  
<http://www.ams.usda.gov/marketnews.htm>  
<http://www.ams.usda.gov/marketnews.htm>

Michael Kehoe, Governor

Volume XLVI, Number 10 ♦ P.O. Box 630, Jefferson City, MO 65102 ♦ (573) 751-4211 ♦ Mon, Mar 09, 2026

## MISSOURI WEEKLY FEEDER CATTLE WEIGHTED AVERAGE REPORT

Feeder Cattle Receipts: 23,186 Week ago: 29,162 Year ago: 32,420  
 Steers and Heifers Medium and Large 1—Weighted average weights and prices

### STEERS: Medium and Large 1

276 lbs. 657.92 468 lbs. 544.51 674 lbs. 417.31 874 lbs. 345.74  
 329 lbs. 644.03 523 lbs. 510.79 718 lbs. 397.20 920 lbs. 334.08  
 376 lbs. 619.51 572 lbs. 477.29 764 lbs. 370.37 977 lbs. 321.58  
 425 lbs. 573.67 620 lbs. 439.15 819 lbs. 355.42 1027 lbs. 308.50

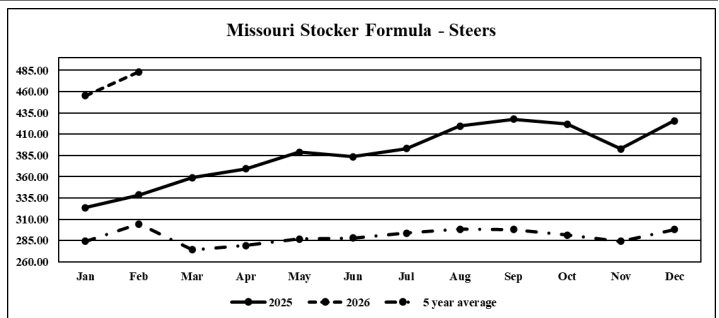
### HEIFERS: Medium and Large 1

281 lbs. 591.95 474 lbs. 474.34 675 lbs. 370.29 872 lbs. 321.92  
 321 lbs. 571.24 525 lbs. 442.64 718 lbs. 356.34 909 lbs. 301.00  
 374 lbs. 539.47 573 lbs. 412.32 775 lbs. 346.34  
 424 lbs. 493.52 617 lbs. 399.73 817 lbs. 329.51

## MISSOURI STEER (HEIFER) STOCKER FORMULA 3/09/2026

Monday's Missouri Stocker formula consists of **4,551 (3,805)** head with a weighted average weight of **538.07 (534.68)** lbs. and a price value of **478.17 (423.28)**, 6.11 lower (8.73 lower) than a week ago.

This a rolling seven day calculated weighted value which combines all Feeder Steers reported by MDA/USDA Market News Service weighing from 400-649 lbs. in the Medium and Large 1 and Medium and Large 1-2 frame and muscle classifications, including all comment cattle except Brahman X. Heifer values are in parentheses.



\*Graph is updated the first Monday of each month. Axis value ranges may be updated to reflect data points.

## NATIONAL BOXED BEEF CUTOUT VALUES

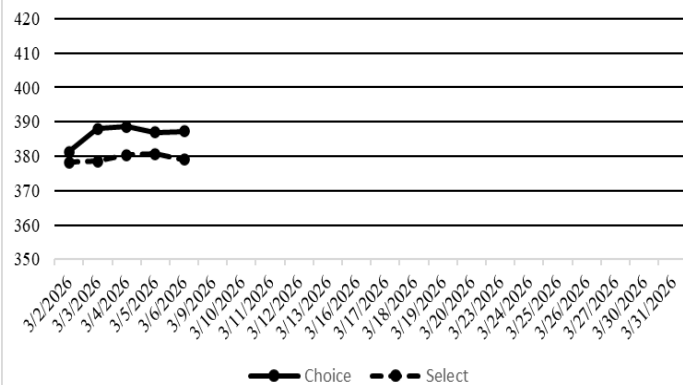
DATE	CHOICE	SELECT	TOTAL LOADS
3/2	381.34	378.21	73
3/3	388.05	378.58	90
3/4	388.57	380.35	92
3/5	386.89	380.61	96
3/6	387.22	378.95	65
<b>5 Day Simple Average</b>	<b>386.41</b>	<b>379.34</b>	

## MISSOURI WEEKLY CATTLE AUCTION SUMMARY

Total Receipts: 27,253 Week Ago: 33,483 Year Ago: 36,788

Compared to last week, feeders sold 5.00 to 10.00 lower. Heavy rains especially in the southern part of the state made for a good supply of mud and put some much needed water back in stock ponds. Rains were one contributing factor to the lighter runs this week. Conflict in the Middle East is causing volatility in several market sectors also leaked into the ag markets, perhaps keeping a few cattle at home. A few other factors either directly or indirectly ag related all pulling some of the momentum out auction prices, although they remain at historically high levels. The make-up of the feeder offering is also changing along with the seasons. The supply of feeders was light to moderate, big strings of over wintered feeders are scarce, especially on the lighter end. Most of the new year/spring run has already been marketed, and summer grazing destinations have been determined. Many of the calves coming to town now carrying a little more flesh and not as likely to have full health and weaning programs. Demand remains good just at lower price levels. A few stick out sales this week of drafts over 20 head included: 33 head of 453 lb. steers at Wheeler Livestock Auction that sold for 585.00. South Central Regional Stockyards sold 56 head of 509 lb. steers for 559.00. Ozarks Regional Stockyards sold 270 head of 574 lb. steers for 489.50. Four State Stockyards sold 25 head of 663 lb. steers for 436.00. Joplin Regional Stockyards sold 21 head of 701 lb. steers for 417.00, 256 head of 760 lb. steers for 374.50 and 93 head pf 804 lb. steers for 367.50. Kingsville Livestock Auction sold 63 head of 875 lb. steers for 359.00. Callaway Livestock Center sold 120 head of 915 lb. steers for 340.00. On the heifer side of the market, Ozarks Regional Stockyards sold 25 head of 510 lb. heifers for 455.00 and 45 head of 743 lb. heifers for 369.00. Boxed beef cutout values closed higher for the week. Choice closed on Friday at 387.22, up 7.45 and select closed at 378.95, up 4.70 compared to last week. The choice/select spread at 8.27 per cwt. Negotiated feedlot sales as of the 2:00 cutoff time on Friday afternoons report was just under 51k head. The sales that were reported were lower, live prices were reported mostly at 240.00 and dressed sales at 380.00. The Missouri Stocker formula consists of 4551 head with a weighted average weight of 538.07 lbs. and a price value of 478.17, 6.11 lower than last week. The steer/heifer spread is 54.89.

## Boxed Beef Cuts March 2026



\*Axis value ranges may be updated to reflect data points.

## WEEKLY LIVESTOCK SLAUGHTER

	CATTLE	HOGS	SHEEP
Week to Date:	521,000	2,497,000	37,000
Last Week:	519,000	2,516,000	38,000
Last Year:	579,267	2,401,047	39,272

The Weekly Market Summary, as well as historical summaries, are available on our website <https://agmarketnews.mo.gov/summaries>  
 Market News Hotline: 1-573-522-9244  
 Check out the latest updates on our YouTube Channel: [MDA Market News](https://www.youtube.com/channel/UC...)

**SOUTHWEST MISSOURI WEEKLY SUMMARY**

(Joplin, Springfield, Exeter)

Receipts: 13,813 Week ago: 14,646 Year Ago: 14,709

Compared to last week, feeders sold steady to 10.00 lower, with instances of 20.00-30.00 lower. Slaughter cows and bulls sold uneven from 3.00 lower to 3.00 higher.

**FEEDER STEERS:**

Medium and Large 1

300-400 lbs.	570.00-710.00
400-500 lbs.	520.00-590.00
500-600 lbs.	445.00-580.00
600-700 lbs.	400.00-457.00
700-800 lbs.	360.00-417.00
800-900 lbs.	335.00-367.50
900-1000 lbs.	321.00-334.00

**FEEDER HEIFERS:**

Medium and Large 1

300-400 lbs.	505.00-630.00
400-500 lbs.	447.00-510.00
500-600 lbs.	390.00-470.00
600-700 lbs.	353.00-420.00
700-750 lbs.	341.00-370.00
800-900 lbs.	321.00-325.00

**FEEDER HOLSTEIN STEERS**

Large 3

70 hd. at 717 lbs. 322.00

**SLAUGHTER COWS:** Breaking

and Boning (70-85% lean) 150.00-175.00, high dressing 165.00-185.00, low dressing 120.00-160.00; Lean (85-90%) 131.00-160.00; high dressing 155.00-171.00; low dressing 95.00-140.00

**SLAUGHTER BULLS:** Yield

Grade 1-2 1210-2405 lbs. 182.50-221.00; high dressing 200.00-241.00; low dressing 159.00-192.50

**BRED COWS:** Medium and Large 1, 968-1580 lbs., 2-4 yrs., 2nd-3rd stage, 4000.00-4400.00; 2-8 yrs., 1st stage, 3100.00-3350.00, 2nd-3rd stage, 3650.00-4500.00, Over 8 years old, 2nd-3rd stage, 2800.00-3600.00

Medium and Large 1-2, 958-1540 lbs., 2-8 yrs., 1st stage, 2550.00-3500.00, 2nd-3rd stage, 2700.00-3900.00; Over 5 yrs., 1st stage, 2200.00-3150.00, 2nd-3rd stage, 2700.00-3700.00

**COW CALF PAIRS:** Medium and Large 1 with 150-300 lb. calves, 2-8 yrs., Open, 4950.00-5100.00

Medium and Large 1-2 with under 150 lb. calves, 2-8 yrs., Open 3600.00-4400.00, Over 8 yrs., Open, 3950.00

**BRED HEIFERS:** Medium and Large 1, 1020-1435 lbs., 2nd-3rd stage, under 2 yrs., 3700.00-4350.00, 2-4 yrs., 3700.00-3900.00

**SOUTH CENTRAL MISSOURI WEEKLY SUMMARY**

(West Plains, Phillipsburg)

Receipts: 3,602 Week ago: 3,552 Year Ago: 4,098

Compared to last week, feeders sold uneven from 6.00 lower to 6.00 higher. Slaughter cows sold steady to 2.00 higher.

**FEEDER STEERS:**

Medium and Large 1

300-400 lbs.	590.00-640.00
400-500 lbs.	507.50-625.00
500-600 lbs.	470.00-547.50
600-700 lbs.	420.00-455.00
700-800 lbs.	355.00-395.00
800-900 lbs.	338.00-362.00

**FEEDER HEIFERS:**

Medium and Large 1

350-400 lbs.	515.00-555.00
400-500 lbs.	465.00-535.00
500-600 lbs.	408.00-480.00
600-700 lbs.	359.00-418.00
700-750 lbs.	345.00-377.50

**FEEDER HOLSTEIN STEERS:**

Large 3

Scarce

**SLAUGHTER COWS:** Breaking

and Boning (70-85% lean) 154.00-171.00; low dressing 144.00-158.00. Lean (85-90%) 131.00-158.00, high dressing 154.00-170.00, low dressing 111.00-135.00

**SLAUGHTER BULLS:** Yield

Grade 1-2 1180-2030 lbs. 183.00-199.00; high dressing 200.00-220.00; low dressing 160.00-180.00

**BRED COWS:** Medium and Large 1-2, 960-1505 lbs., 2-8 yrs., 1st stage, 2800.00-3150.00, 2nd-3rd stage, 2575.00-4200.00

**COW CALF PAIRS:** Scarce

**WEST CENTRAL MISSOURI WEEKLY SUMMARY**

(Kingsville, Windsor, Butler, Osceola)

Receipts: 2,130 Week ago: 5,031 Year ago: 7,019

Compared to last week, feeders sold steady to 8.00 lower. Slaughter cows sold steady.

**FEEDER STEERS:**

Medium and Large 1

350-400 lbs.	575.00-627.50
400-500 lbs.	510.00-645.00
500-600 lbs.	442.50-547.00
600-700 lbs.	422.50-477.00
700-800 lbs.	377.50-400.00
800-900 lbs.	359.00-365.50

**FEEDER HEIFERS:**

Medium and Large 1

300-400 lbs.	525.00-625.00
400-500 lbs.	445.00-530.00
500-600 lbs.	424.00-485.00
600-700 lbs.	389.00-405.50
700-800 lbs.	340.00-369.00
800-850 lbs.	325.00-350.00

**SLAUGHTER BULLS:** Yield

Grade 1-2 1195-2200 lbs. 185.00-209.00, high dressing 208.00-225.00, low dressing 182.00-186.00

**SLAUGHTER COWS:** Breaking

and Boning (70-85% lean) 150.00-174.00; Lean (85-90%) 138.00-153.00

**BRED COWS:** Scarce

**BRED HEIFERS:** Scarce

**NORTHEAST MISSOURI WEEKLY SUMMARY**

(Bowling Green, Kingdom City, Palmyra)

Receipts: 2,525 Week ago: 4,556 Year ago: 4,720

Compared to last week, steer calves under 600 lbs and heifer calves under 650 lbs sold mostly steady on a light test, with the heavier weights trading steady to 5.00 lower. Slaughter cows sold steady.

**FEEDER STEERS:**

Medium and Large 1

500-600 lbs.	493.00-512.00
600-700 lbs.	415.00-460.00
120 hd. 915 lbs.	340.00

**FEEDER HEIFERS:**

Medium and Large 1

400-500 lbs.	470.00-520.00
550-600 lbs.	415.00-418.00
600-650 lbs.	415.00
800-850 lbs.	330.00

**SLAUGHTER BULLS:** Yield

Grade 1-2 1360-2145 lbs. 194.00-202.00; high dressing 212.00-221.00

**SLAUGHTER COWS:** Breaking

and Boning, (70-85% lean) 162.00-174.00; high dressing 174.00-185.00; low dressing 146.00-161.00. Lean (85-90%) 144.00-161.00; low dressing 134.00-144.00

**SLAUGHTER STEERS:**

Choice 2-3 236.00-239.00

**SLAUGHTER HEIFERS:** Scarce

**BRED COWS:** Medium and Large 1, 1145-1390 lbs., 2-8 yrs., 2nd-3rd stage, 4300.00-4800.00

Medium and Large 1-2, 1033-1450 lbs., 2-8 yrs., 2nd-3rd stage, 3650.00-4400.00

**HEIFER PAIRS:** Medium and Large 1-2 with under 150 lb. calves, 950-1200 lbs., under 2 yrs., Open, 5900.00-6050.00; 2-4 yrs., Open 5400.00-6100.00

**NORTH CENTRAL MISSOURI WEEKLY SUMMARY**

(Macon, Unionville, Green City, New Cambria)

Receipts: 361 Week ago: 2,964 Year ago: 1,144

Compared to last week, a light test of feeders sold with lower undertones. Slaughter cows sold steady.

\*Some sale barns on a bi-weekly schedule and may not have a sale each week.

**FEEDER STEERS:**

Medium and Large 1

500-600 lbs.	467.50-561.00
600-700 lbs.	432.00-448.50
700-800 lbs.	370.00-416.00

**FEEDER HEIFERS:**

Medium and Large 1

550-600 lbs.	417.50
600-700 lbs.	378.00-394.50

**SLAUGHTER BULLS:** Scarce

**SLAUGHTER COWS:** Breaking

and Boning (70-85% lean) 164.00-174.00, high dressing 171.00-180.00, low dressing 148.00-153.00

**BRED COWS:** Scarce

**COW CALF PAIRS:** Scarce

**SOUTHEAST MISSOURI WEEKLY SUMMARY**

(Jackson and Farmington)

Receipts: 1,863 Week ago: 667 Year ago: 1,481

Compared to last week, feeder sold very uneven from 15.00 lower to 11.00 higher. Slaughter cows and bulls sold steady to 3.00 lower.

**FEEDER STEERS:**  
Medium and Large 1

300-400 lbs. 530.00-640.00  
400-500 lbs. 470.00-620.00  
500-600 lbs. 400.00-522.00  
600-700 lbs. 363.00-435.00  
700-800 lbs. 345.00-386.00  
800-900 lbs. 330.00-350.00

**FEEDER HEIFERS:**  
Medium and Large 1

300-400 lbs. 485.00-530.00  
400-500 lbs. 420.00-515.00  
500-600 lbs. 377.00-465.00  
600-700 lbs. 330.00-396.00  
700-800 lbs. 307.00-375.00  
800-900 lbs. 317.00-332.00

**SLAUGHTER BULLS:** Yield Grade 1-2 1035-2565 lbs. 162.00-178.00, high dressing 179.00-212.00, low dressing 150.00-168.00

**SLAUGHTER COWS:** Breaking and Boning (75-85% lean) 145.00-168.00; high dressing 155.00-176.00; Lean (85-90% lean) 102.00-130.00; high dressing 133.00-159.00

**BRED COWS:** Medium and Large 2, 2-8 yrs, 1000-1385 lbs, 2nd-3rd stage, 3000.00-3900.00

**COW & CALF PAIRS:** Scarce

**EAST CENTRAL MISSOURI WEEKLY SUMMARY**

(Cuba, Vienna)

Receipts: 1,551 Week ago: 870 Year ago: 1,613

Compared to last week, feeder steers and heifers sold mostly steady to 5.00 lower with instances 10.00 lower on heifers under 525 lbs. Slaughter cows sold steady.

**FEEDER STEERS:**  
Medium and Large 1

300-400 lbs. 585.00-651.00  
400-500 lbs. 525.00-599.00  
500-600 lbs. 451.00-539.00  
600-700 lbs. 391.00-465.00  
700-800 lbs. 370.00-380.00

**FEEDER HEIFERS:**  
Medium and Large 1

300-400 lbs. 510.00-597.50  
400-500 lbs. 457.50-510.00  
500-600 lbs. 388.00-490.00  
600-700 lbs. 369.00-400.00

**SLAUGHTER BULLS:** Yield grade 1-2, 1250-1935 lbs., 191.00-209.00, low dressing 178.50-190.00

**SLAUGHTER COWS:** Breaking and Boning, (70-85% lean) 158.00-171.50, high dressing 172.50-179.50, low dressing 150.00-154.50; Lean (85-90%) 145.00-152.00, low dressing 121.00-143.00

**BRED COWS:** Medium and Large 1-2, 990-1615 lbs., 2-8 yrs., 1st-3rd stage, 3000.00-3975.00; 5-8 yrs., 2nd-3rd stage, 2900.00-3500.00

**BRED HEIFERS:** Scarce

**NORTHWEST MISSOURI WEEKLY SUMMARY**

(Tina)

Receipts: 1,408 Week ago: 1,197 Year ago: 2,004

Compared to last week's lighter test, comparable weights of feeders sold unevenly steady. Slaughter cattle sold steady.

**FEEDER STEERS:**  
Medium and Large 1

400-500 lbs. 530.00-590.00  
500-600 lbs. 452.50-500.50  
600-700 lbs. 395.00-458.00  
700-800 lbs. 363.50-410.50  
110 hd. 880 lbs. 348.00

**FEEDER HEIFERS:**  
Medium and Large 1

400-500 lbs. 470.00-510.00  
500-600 lbs. 412.00-477.00  
600-700 lbs. 363.50-415.00  
31 hd. 786 lbs. (replacements) 395.25

**SLAUGHTER BULLS:** Yield Grade 1-2, 1640-2275 lbs., 201.00-210.50

**SLAUGHTER COWS:** Breaking and Boning, (70-85% lean) 161.00-177.00, high dressing 169.00-180.00; Lean (85-90%) 141.00-150.00, high dressing 152.00-158.00

**BRED COWS:** Scarce

**BRED HEIFERS:** Scarce

**AFTERNOON NATIONAL SLAUGHTER CATTLE REVIEW**

So far for Friday, negotiated cash trade has been limited on moderate demand in the Texas Panhandle. The last established market test in the Texas Panhandle was last week with live purchases at mostly 244.00. Negotiated cash trade has been limited on moderate to good demand in Kansas. The last established market test in Kansas was last week with live purchases at 244.00. Negotiated cash trade has been active on good demand in Nebraska. Live purchases have been generally 2.00 lower at 240.00 when compared to last weeks range. Dressed purchases have been 3.00 lower at 380.00 when compared to last weeks market test in Nebraska. Negotiated cash trade has been moderate on good demand in the Western Cornbelt. Compared to last week in the Western Cornbelt, live purchases have been 3.00 lower at 240.00 and dressed purchases have been 2.00-3.00 lower at 380.00 compared to last weeks light test.

Negotiated Cash Sales:					
<b>Confirmed:</b>	48,936	<b>Week Ago:</b>	17,594	<b>Year Ago:</b>	39,867
<b>Week to date:</b>	50,844	<b>Week Ago:</b>	45,709	<b>Year Ago:</b>	54,572

<u>Live Basis</u>	<u>Steers</u>	<u>Heifers</u>
<b>Over 80% Choice</b>	239.00-242.00 avg 240.09	238.00-240.00 avg 239.90
<b>65-80% Choice</b>	240.00-240.00 avg 240.00	-
<b>35-65% Choice</b>	-	240.00-240.00 avg 240.00
<b>0-35% Choice</b>	-	-
<b>Total All Grades</b>	239.00-242.00 avg 240.08	238.00-240.00 avg 239.91
<u>Dressed Basis</u>		
<b>Over 80% Choice</b>	380.00-380.00 avg 380.00	380.00-380.00 avg 380.00
<b>65-80% Choice</b>	380.00-380.00 avg 380.00	380.00-380.00 avg 380.00
<b>35-65% Choice</b>	-	-
<b>0-35% Choice</b>	-	-
<b>Total All Grades</b>	380.00-380.00 avg 380.00	380.00-380.00 avg 380.00

<u>All Beef Type Steers/Heifers</u>	<u>Head</u>	<u>Avg Wt</u>	<u>Price Range</u>	<u>Wtd Avg</u>
Live FOB	33,107	1,544.9	235.00-245.00	240.00
Live Del	351	1,498.5	241.00-244.00	241.57
Dressed Del	15,256	992.6	380.00-380.00	380.00
Dressed FOB	182	1,080.0	380.00-380.00	380.00

**WEEKLY COMMODITY FUTURES TRENDS**

Compared to last week, Live Cattle 0.48 to 2.35 higher, Lean Hogs Apr 0.10 lower others 0.73 to 1.05 higher, Feeder Cattle 0.20 to 1.03 higher.

Daily Futures Closes

	Mon.	Tues.	Wed.	Thu.	Fri.
<b>Cattle</b>					
Apr	233.10	234.12	238.35	238.52	234.57
Jun	229.65	230.67	235.17	235.27	231.47
Aug	228.17	228.90	233.22	233.40	229.25
Oct	227.77	228.22	232.20	232.37	228.00
Dec	228.52	228.92	232.65	232.82	228.35
<b>Lean Hogs</b>					
Apr	95.57	95.75	97.07	95.67	95.62
May	100.02	99.92	101.72	100.52	100.85
Jun	109.47	109.47	111.20	109.90	110.57
Jul	111.60	111.40	112.98	112.10	112.70
Aug	110.60	110.22	111.52	111.05	111.62
<b>Fdr Cattle</b>					
Mar	357.27	357.20	363.92	362.60	355.62
Apr	353.32	353.30	360.75	359.00	351.62
May	349.47	349.35	357.00	355.52	348.07
Aug	349.37	349.50	356.75	355.65	348.22
Sep	347.60	347.75	355.07	353.90	346.50
<b>Milk</b>					
Mar	16.23	16.50	16.57	16.47	16.37
Apr	17.19	17.41	17.62	17.36	16.98
May	17.69	17.88	18.04	17.78	17.30

**WEEKLY COMMODITY GRAIN FUTURES TRENDS**

Compared to last week, Soybeans 0.23 to 0.30 higher, Wheat 0.20 to 0.27 higher, Corn 0.08 to 0.16 higher, KC Wheat 0.39 to 0.43 higher, Soybean Meal 2.40 to 4.90 higher.

**Daily Grain Futures Closes**

	Mon.	Tues.	Wed.	Thu.	Fri.
<b>Soybeans</b>					
Mar	1150	1155 3/4	1154 1/2	1163 3/4	1185
May	1164	1170 1/2	1169 1/2	1179 1/4	1200 3/4
Jul	1177	1183 1/4	1183	1192 1/2	1213
Aug	1167	1172 3/4	1172 1/4	1180 1/2	1197 1/4
Sep	1132	1136 1/4	1136	1142 3/4	1155 1/4
<b>Wheat</b>					
Mar	574 1/2	572 1/4	566 3/4	582 3/4	611 1/4
May	577 1/4	574	568 1/4	583 3/4	616 3/4
Jul	585 1/2	583 1/2	577 3/4	593	625 1/4
Sep	597 1/4	596	589 3/4	604 3/4	636 1/2
Dec	615 1/4	614 1/4	607 1/4	621 3/4	652
<b>Corn</b>					
Mar	433 1/4	434 1/4	431 3/4	441 1/2	447
May	445 3/4	446 1/2	443 3/4	453 1/2	460 1/2
Jul	454 1/4	455 1/2	453 1/2	462 3/4	471
Sep	455 1/2	457	455 1/4	478	472
Dec	470	471 1/4	470 1/4	489	484 1/2
<b>KC Wheat</b>					
Mar	567	570 1/2	565 1/4	585 1/4	611 1/2
May	574 3/4	578 1/4	572 1/2	592 1/2	623 1/2
Jul	588 1/4	591 1/2	585 3/4	605 1/2	635 1/2
Sep	602 3/4	606 1/2	600 1/4	619 3/4	649 1/4
Dec	623 1/2	627 1/4	620 3/4	639 1/2	668
<b>SB Meal</b>					
Mar	308.30	310.50	306.10	305.60	313.10
May	312.90	314.70	309.90	309.30	317.20
Jul	316.30	317.70	313.60	312.60	319.60
Aug	316.10	317.10	313.20	311.90	317.20
Sep	315.10	315.50	311.80	310.30	314.60

**MISSOURI GRAIN WEEKLY TRENDS**

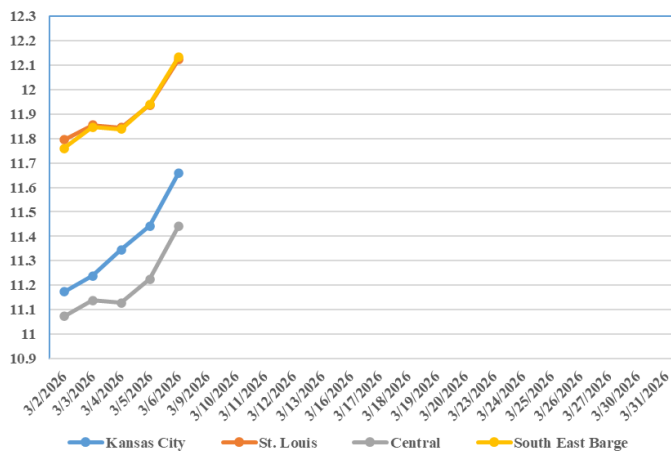
Compared to last week, Soybeans 0.26 to 0.48 higher, Wheat 0.15 to 0.32 higher, Corn 0.11 to 0.15 higher, Sorghum 0.07 to 0.12 higher.

Area	#1 Soybeans	#2 Soft Wheat	#2 Corn	#2 Grain Sorghum
<b>Kansas City</b>				
Friday**	11.07-11.37	5.51	4.43	3.53
Monday	11.04-11.39	5.27	4.40	3.50
Tuesday	11.10-11.45	5.24	4.41	3.51
Wednesday	11.24-11.44	5.18	4.38	3.48
Thursday	11.34-11.54	5.33	4.50	3.58
Friday	11.55-11.75	5.66	4.57	3.65
<b>St. Louis</b>				
Friday**	11.84-11.86	5.79-5.99	4.63-4.64	4.63
Monday	11.79-11.80	5.72-5.77	4.59-4.61	4.55
Tuesday	11.85	5.69-5.74	4.60-4.61	4.56
Wednesday	11.84	5.63-5.68	4.57-4.58	4.53
Thursday	11.93-11.94	5.78-5.83	4.67-4.68	4.63
Friday	12.11-12.12	6.11-6.21	4.75	4.70
<b>Central</b>				
Friday**	11.10-11.15	5.46-5.51	4.13-4.18	---
Monday	11.04-11.09	5.32-5.37	4.10-4.15	---
Tuesday	11.10-11.15	5.29-5.34	4.11-4.16	---
Wednesday	11.09-11.14	5.23-5.28	4.08-4.13	---
Thursday	11.19-11.24	5.38-5.43	4.23-4.28	---
Friday	11.40-11.45	5.71-5.76	4.30-4.35	---
<b>S.E. MO</b>				
Friday**	11.77-11.85	---	4.59-4.68	---
Monday	11.74-11.78	---	4.55-4.59	---
Tuesday	11.79-11.90	---	4.56-4.64	---
Wednesday	11.78-11.89	---	4.52-4.61	---
Thursday	11.85-11.99	---	4.62-4.71	---
Friday	12.05-12.20	---	4.71-4.80	---

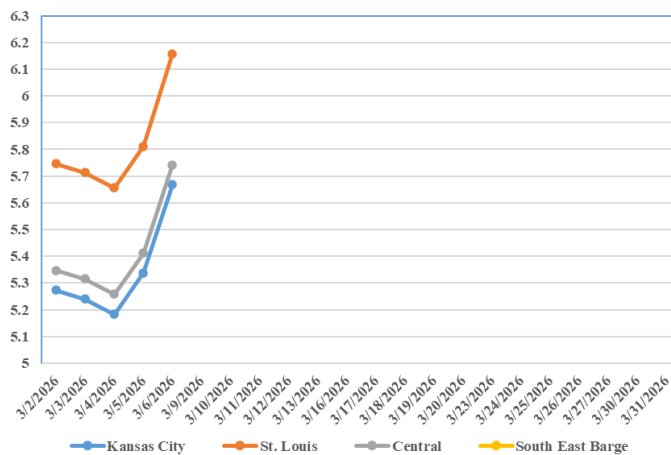
(PRICES PER BUSHEL) \*NEW CROP \*\*PREVIOUS WEEK'S PRICES  
\*Bids calculated using Kansas City, St. Louis, and St. Joseph bids

**MONTHLY GRAIN CROP**

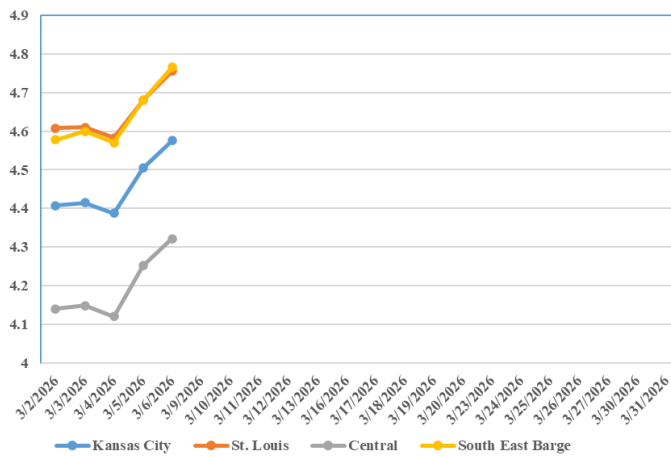
**March 2026 Soybean Bids**



**March 2026 Wheat Bids**



**March 2026 Corn Bids**



\*Axis value ranges may be updated to reflect data points.  
Only dates in which markets are trading and only current cash bids are represented.

**WHOLESALE FEEDSTUFFS PRICES  
(DOLLARS PER TON-BULK BASIS)**

Area	Soybean Hulls	Soybean Meal 46.5-48%	Corn Gluten Pellets 21%	Wheat Middlings
Kansas City	122.50	300.95	243.50	165.00
St. Louis	n/a	n/a	212.00	161.67

## GRAIN CRUSHINGS AND CO-PRODUCTS

### Highlights

**December 2025** contained 31 days.

**January 2026** contained 31 days.

**Total corn consumed** for alcohol and other uses was 505 million bushels in January 2026. Total corn consumption was down 5 percent from December 2025 and down 2 percent from January 2025. January 2026 usage included 93.3 percent for alcohol and 6.7 percent for other purposes. Corn consumed for beverage alcohol totaled 3.47 million bushels, up 10 percent from December 2025 and up 22 percent from January 2025. Corn for fuel alcohol, at 461 million bushels, was down 4 percent from December 2025 and down 1 percent from January 2025. Corn consumed in January 2026 for dry milling fuel production and wet milling fuel production was 91.8 percent and 8.2 percent, respectively.

**Dry mill co-product production** of distillers dried grains with solubles (DDGS) was 1.78 million tons during January 2026, down 8 percent from December 2025 and down 4 percent from January 2025. Distillers wet grains (DWG) 65 percent or more moisture was 1.34 million tons in January 2026, up 1 percent from December 2025 and up 6 percent from January 2025.

**Wet mill corn gluten feed production** was 251,479 tons during January 2026, down 5 percent from December 2025 and down 1 percent from January 2025. Wet corn gluten feed 40 to 60 percent moisture was 193,748 tons in January 2026, up 3 percent from December 2025 but down 5 percent from January 2025.

### MISSOURI WEEKLY HAY SUMMARY 3/05/2026

Areas to the south got some pre-spring pond filling rains over the last few days. Much of the rest of the state also received rain but not in the amounts as the south. Mud is fairly common out feeding now though as temperatures are staying above freezing over nights. Fertilizer and fuel prices saw jumps this week due to conflict in the middle east. Luckily prepaying has become common practice for many producers especially those planning to plant corn as prices typically always see an increase as spring arrives. The hope now is that the delivery lines remain efficient. Hay Prices continue to be mostly steady there are many new listings of hay being offered as producers try to clean out inventory before the new growing season. Supply is moderate to heavy, and demand is moderate to light. The Missouri Department of Agriculture has a hay directory at <https://apps.mda.mo.gov/haydirectory> or visit the University of Missouri Extension feed stuff finder at <https://feedstufffinder.org>

Alfalfa - Supreme 250.00-300.00, small square 10.00-15.00 per bale  
Alfalfa - Premium 175.00-225.00  
Alfalfa - Good 150.00-175.00, small square 6.00-10.00 per bale  
Alfalfa - Fair 125.00-150.00  
Mixed Grass—Premium 150.00-200.00  
Mixed grass - Good/Premium 100.00-150.00  
Mixed grass-Fair/Good 75.00-125.00, small square 3.00-7.00 per bale  
Mixed grass - Fair 20.00-45.00 per large round bale  
Wheat straw - 4.00-7.00 per small square bale

Please Note: The above volumes (tonnage, acres, and bales) listed are for confirmed trades only, it does not include estimated volume (tonnage) for bids or offers to the trade. List your hay for sale at: [Hay Listing Online Form](#). Explanation of Hay Quality Guidelines: [Hay Quality Designation Guidelines](#). Glossary of Terms: [Livestock, Poultry, & Grain Hay Terms](#)

## MISSOURI WEEKLY SHEEP/GOAT AUCTION SUMMARY

Receipts: 1,025 Week Ago: 1,187 Last Year: 1,278

**SHEEP:** Feeder Lambs: Small and Medium 1-2 hair 25-50 lbs 360.00-440.00. Slaughter Lambs: Choice and Prime 1-3 hair 50-60 lbs 387.00-412.50; 60-70 lbs 387.50-442.50; 70-80 lbs 360.00-390.00; 80-90 lbs 337.50-357.50; 90-100 lbs 312.50-345.00.. Choice 1-3 hair 50-60 lbs 330.00-375.00; 60-70 lbs 330.00-385.00; 70-85 lbs 300.00-360.00. Slaughter Ewes Good 2-3 hair 85-100 lbs 185.00-222.50; 100-125 lbs 180.00-215.00. Utility and Good 1-3 hair 100-150 lbs 135.00-175.00. Bucks hair 100-200 lbs 140.00-175.00. Replacement Ewes: Small and Medium 1-2 hair 2-4 yrs 70-85 lbs exp 220.00-240.00.

**GOATS:** Feeder Kids: Selection 1 20-50 lbs 385.00-460.00. Selection 2 30-50 lbs 325.00-385.00. Slaughter Kids: Selection 1 50-70 lbs 422.50-470.00. Selection 2 50-60 lbs 345.00-405.00; 75-90 lbs 252.50-307.50. Selection 3 50-65 lbs 245.00-280.00. Nannies Selection 1-2 80-140 lbs 155.00-252.50.

Explanatory Notes: Stage - Represents estimated lambing/kidding period (Open, Exp=exposed, Bred, Fall = Sep-Nov, Win = Dec-Feb, Spr = Mar-May, Sum=Jun-Aug; w/s = woolled and shorn; /hd= per head; /fam=per family  
All price CWT unless otherwise noted.

### MISSOURI DROUGHT MONITOR

Date	None	D0	D1	D2	D3	D4
3/03/26	2.88	37.90	39.22	17.48	2.52	0.0
2/24/26	5.10	39.10	35.80	17.48	2.52	0.0
3/04/25	44.12	38.26	15.49	2.13	0.0	0.0

Reflects percentage of Missouri impacted by drought. D0 Abnormally Dry; D1 Moderate Drought; D2 Severe Drought; D3 Extreme Drought; D4 Exceptional Drought

### NATIONAL DIRECT DELIVERED FEEDER PIG REPORT

3/06/26 Receipts: 165,205 Week ago: 138,166 Year Ago: 122,295  
Early weaned pigs are mostly 1.00 lower and feeder pigs are mostly 3.00 lower.

Cash: 97,800 head 80.00-117.00, weighted average 101.39

Formula: 42,305 head 51.50-109.93, weighted average 74.37

Feeder pigs 40 pounds basis: Cash 25,100 head 116.00-126.00, weighted average 123.11

### NATIONAL DAILY DIRECT PRIOR DAY HOG REPORTS 3/06/26

**BARROWS AND GILTS (Carcass Basis):** 1,658 head  
Base Carcass Price 85.00-91.00, weighted average 90.05

**SOWS (Live Basis):** 7,316 head  
300-500 lbs. 30.00-88.00  
Over 500 lbs. 67.86-89.00

### MISSOURI WEEKLY DIRECT SLAUGHTER CATTLE REPORT 2/27/26

Weekly Receipts: 120 Week ago: 160 Year ago: 280  
Trading as of Friday afternoon, is light with a few Flat dressed sales 2.00 lower at 383.00 with Grid dressed sales inactive.

**LIVE STEERS & HEIFERS:** No sales reported.  
**DRESSED STEERS & HEIFERS:** 3 loads Thur. afternoon Flat 383.00

**GRADE AND EIGHT (Grid):** No sales reported.

Click here for the current [National Crop Progress](#)

Click here for the current [Missouri Crop Progress](#)

The current hay directory can be found at: [Hay Directory](#).