

Weekly Market Summary

Published by:
Missouri Department of Agriculture
Ag Business Development Division
Market News Program



Chris Chinn, Director
 Jill Wood, Division Director
 Tony Hancock, Editor
<http://www.ams.usda.gov/marketnews.htm>
<http://www.ams.usda.gov/marketnews.htm>

Michael Kehoe, Governor

Volume XLVI, Number 14 ♦ P.O. Box 630, Jefferson City, MO 65102 ♦ (573) 751-4211 ♦ Mon, Apr 06, 2026

MISSOURI WEEKLY FEEDER CATTLE WEIGHTED AVERAGE REPORT

Feeder Cattle Receipts: 30,637 Week ago: 31,875 Year ago: 27,857
 Steers and Heifers Medium and Large 1—Weighted average weights and prices

STEERS: Medium and Large 1

324 lbs. 649.80	522 lbs. 516.25	730 lbs. 400.26	922 lbs. 338.24
367 lbs. 624.16	572 lbs. 482.88	777 lbs. 379.56	968 lbs. 331.36
424 lbs. 587.71	621 lbs. 447.98	822 lbs. 361.26	1015 lbs. 318.17
475 lbs. 546.46	672 lbs. 426.27	875 lbs. 347.14	

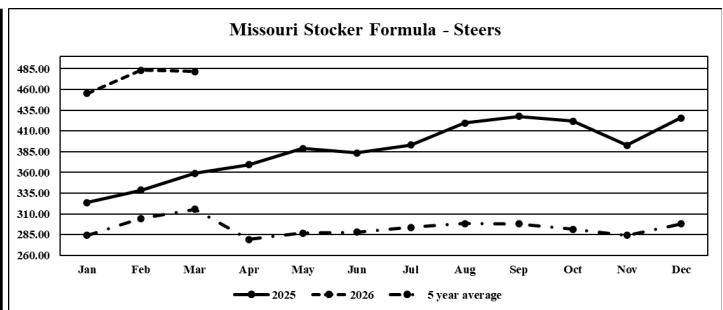
HEIFERS: Medium and Large 1

326 lbs. 589.83	523 lbs. 458.77	726 lbs. 371.59	944 lbs. 310.29
375 lbs. 560.07	572 lbs. 425.35	780 lbs. 349.00	961 lbs. 297.29
424 lbs. 511.38	629 lbs. 420.38	819 lbs. 337.29	
471 lbs. 485.88	665 lbs. 384.36	889 lbs. 319.09	

MISSOURI STEER (HEIFER) STOCKER FORMULA 4/06/2026

Monday's Missouri Stocker formula consists of **5,391 (5,384)** head with a weighted average weight of **530.60 (537.91)** lbs. and a price value of **493.57 (438.24)**, 4.85 higher (0.47 lower) than a week ago.

This a rolling seven day calculated weighted value which combines all Feeder Steers reported by MDA/USDA Market News Service weighing from 400-649 lbs. in the Medium and Large 1 and Medium and Large 1-2 frame and muscle classifications, including all comment cattle except Brahman X. Heifer values are in parentheses.



*Graph is updated the first Monday of each month. Axis value ranges may be updated to reflect data points.

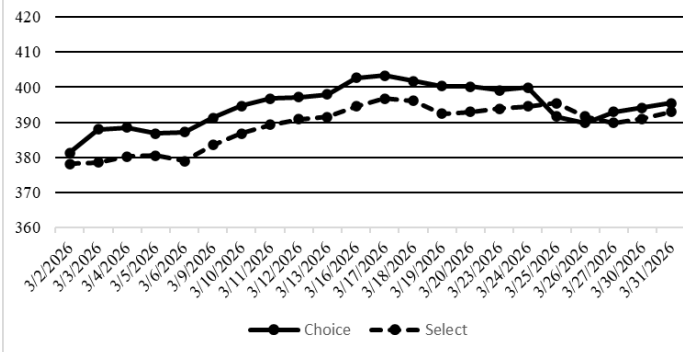
NATIONAL BOXED BEEF CUTOUT VALUES

DATE	CHOICE	SELECT	TOTAL LOADS
3/30	394.10	391.01	77
3/31	395.49	392.93	96
4/1	394.42	392.59	97
4/2	389.58	387.70	117
4/3	387.78	386.19	102
5 Day Simple Average	392.27	390.08	

MISSOURI WEEKLY CATTLE AUCTION SUMMARY

Total Receipts: 36,277 Week Ago: 36,956 Year Ago: 34,424
 Compared to last week, feeders sold mostly 5.00 higher. There continues to be some variability especially with the fall calves coming to town now. Health and weaning programs are playing a factor in where bidding ends. All cattle are seeing good to very good demand, so even with discounts the calves without as much management as others are still bringing a lot of money. The Missouri stocker formula, which takes into account all calves from 400-649 lbs., established a new record high this week. The weather continues to be unsure of what season it actually is. There was some frost seen in places around the state on a couple of mornings but, unlikely it was cold enough to do any more damage. Several farmers have managed to get over pastures with fertilizer and recent rains will allow grass to really take off as soon as temperatures remain warm for a bit. The slaughter and replacement cattle markets are just as hot as the feeder markets with some very impressive prices in those sectors as well. A few stick out sales this week included several draft from the Annual April Grass special at Green City Livestock Market; 46 head of 477 lb. steers which sold for 578.00, 85 head of 596 lb. steers at 498.00, 80 head of 682 lb. steers for 449.50, 28 head of 778 lb. steers at 397.50; a load of 805 lb. steer for 376.00, and a load of 920 lb. steers for 354.00. South Central Regional Stockyards sold 57 head of 520 lb. steers for 470.00. Kingsville Livestock Auction sold 24 head of 702 lb. steers for 430.00 and a load of 866 lb. steers for 361.50. Joplin Regional Stockyards sold 22 head of 519 lb. heifers for 495.00. In the 7-wt. class the line between feeders and replacements is becoming more blurred as several loads sold could go either way and without knowing the buyers specific order price alone making it more difficult to know. Kingsville Livestock Auction sold 281 head of 728 lb. heifers for feed sold at 374.50. A few loads that could go either way selling just on either side of 380 and some sure enough for replacements in the 390's. Boxed beef cutout values closed lower for the week. Choice closed on Friday at 387.78, down 5.19 and select closed at 386.19, down 3.68 compared to last week. The choice/select spread at 1.59 per cwt. Negotiated feedlot sales as of the 2:00 cutoff time on Friday afternoons report was just under 75k head. Prices were sharply higher this week. Live prices were reported at mostly 245.00 a bit of 246.00 very late in the trade. Dressed sales reported at mostly 385.00. The Missouri Stocker formula consists of 5391 head with a weighted average weight of 530.60 lbs. and a price value of 493.57, 4.85 higher than last week. The steer/heifer spread is 55.33.

Boxed Beef Cuts March 2026



*Axis value ranges may be updated to reflect data points.

WEEKLY LIVESTOCK SLAUGHTER

	CATTLE	HOGS	SHEEP
Week to Date:	533,000	2,396,000	30,000
Last Week:	523,000	2,512,000	40,000
Last Year:	586,034	2,509,486	41,128

The Weekly Market Summary, as well as historical summaries, are available on our website <https://agmarketnews.mo.gov/summaries>
 Market News Hotline: 1-573-522-9244
 Check out the latest updates on our YouTube Channel: [MDA Market News](https://www.youtube.com/channel/UCM...)

SOUTHWEST MISSOURI WEEKLY SUMMARY

(Joplin, Springfield, Exeter)

Receipts: 14,269 Week ago: 13,544 Year ago: 13,120

Compared to last week, calves under 500 lbs sold very uneven depending on condition and health programs, calves and yearlings over 500 lbs sold steady to 20.00 higher. Slaughter cows and bulls sold steady to 5.00 higher.

FEEDER STEERS:
Medium and Large 1

Table with 2 columns: Weight (lbs) and Price Range. Rows include 300-400 lbs (600.00-700.00), 400-500 lbs (515.00-640.00), 500-600 lbs (465.00-560.00), 600-700 lbs (405.00-470.00), 700-800 lbs (364.00-420.00), 800-900 lbs (340.00-374.00), 900-1000 lbs (329.00-343.00).

FEEDER HEIFERS:
Medium and Large 1

Table with 2 columns: Weight (lbs) and Price Range. Rows include 300-400 lbs (510.00-700.00), 400-500 lbs (475.00-600.00), 500-600 lbs (407.00-495.00), 600-700 lbs (367.50-434.00), 700-800 lbs (331.00-390.00), 800-900 lbs (323.00-347.00), 900-950 lbs (297.00-307.00).

FEEDER HOLSTEIN STEERS
Large 3

scarce

SLAUGHTER COWS: Breaking and Boning (70-85% lean) 157.00-181.00, high dressing 176.00-216.00, low dressing 140.00-168.00; Lean (85-90%) 140.00-168.00; high dressing 165.00-180.00; low dressing 100.00-145.00.

SLAUGHTER BULLS: Yield Grade 1-2 1200-2360 lbs. 190.00-224.00; high dressing 220.00-252.00; low dressing 170.00-198.00.

BRED COWS: Medium and Large 1, 1000-1775 lbs., 2-8 yrs., 2nd-3rd stage, 3500.00-39505.00; 2-8 yrs., 1st stage, 3300.00-3800.00 per head

Medium and Large 1-2, 830-1510 lbs., 2-8 yrs., 1st stage, 2400.00-3450.00; 2nd-3rd stage 2700.00-3700.00; Over 8 year olds, 2nd-3rd stage, 2700.00-3250.00

COW CALF PAIRS: Scarce

BRED HEIFERS: Scarce

SOUTH CENTRAL MISSOURI WEEKLY SUMMARY

(West Plains, Phillipsburg)

Receipts: 3,091 Week ago: 4,140 Year Ago: 3,234

Compared to last week, feeders sold 3.00-15.00 higher, although some calves early week 4.00-8.00 lower. Slaughter cows sold 3.00-12.00 higher.

FEEDER STEERS:
Medium and Large 1

Table with 2 columns: Weight (lbs) and Price Range. Rows include 300-400 lbs (620.00-670.00), 400-500 lbs (535.00-620.00), 500-600 lbs (480.00-531.00), 600-700 lbs (410.00-477.50), 700-800 lbs (358.00-420.00), 800-900 lbs (323.00-361.50).

FEEDER HEIFERS:
Medium and Large 1

Table with 2 columns: Weight (lbs) and Price Range. Rows include 300-400 lbs (535.00-565.00), 400-500 lbs (462.50-500.00), 500-600 lbs (405.00-475.00), 600-700 lbs (360.00-423.00), 700-800 lbs (360.00-377.50).

FEEDER HOLSTEIN STEERS:
Large 3

scarce

SLAUGHTER COWS: Breaking and Boning (70-85% lean) 164.00-183.00; high dressing 177.00-202.50; low dressing 150.00-167.00. Lean (85-90%) 147.50-169.00, high dressing 170.00-177.50, low dressing 120.00-146.00.

SLAUGHTER BULLS: Yield Grade 1-2 1325-2155 lbs. 196.00-215.00; high dressing 215.00-235.00; low dressing 174.00-185.00.

BRED COWS: Medium and Large 1, 1195-1510 lbs., 2-8 yrs., 2nd-3rd stage, 3700.00-4200.00 per head.

BRED HEIFERS: Medium and Large 1 2-4 yrs., 1030-1100 lbs 1st and 2nd stage 3800.00-3900.00 per head.

WEST CENTRAL MISSOURI WEEKLY SUMMARY

(Kingsville, Windsor, Butler, Osceola)

Receipts: 5,552 Week ago: 6,097 Year ago: 4,668

Compared to last week, feeders sold steady to 10.00 higher, with spots of 15.00-20.00 higher. Slaughter cos sold steady to 5.00 higher.

FEEDER STEERS:
Medium and Large 1

Table with 2 columns: Weight (lbs) and Price Range. Rows include 300-400 lbs (580.00-675.00), 400-500 lbs (515.00-622.50), 500-600 lbs (450.00-537.00), 600-700 lbs (410.00-472.50), 700-800 lbs (357.50-430.00), 800-900 lbs (350.00-369.50), 900-950 lbs (330.00-349.50).

FEEDER HEIFERS:
Medium and Large 1

Table with 2 columns: Weight (lbs) and Price Range. Rows include 300-400 lbs (514.00-605.00), 400-500 lbs (441.00-540.00), 500-600 lbs (410.00-480.00), 600-700 lbs (385.00-416.00), 700-800 lbs (344.00-379.00), 800-850 lbs (329.00-330.50).

SLAUGHTER BULLS: Yield Grade 1-2 1175-2480 lbs. 194.00-228.00, high dressing 219.00-248.00, low dressing 181.00-192.50.

SLAUGHTER COWS: Breaking and Boning (70-85% lean) 150.00-188.00, high dressing 180.00-201.00; Lean (85-90%) 136.00-174.00, low dressing 101.00-135.00.

BRED COWS: Medium and Large 1-2, 2-8 yrs., 1st stage, 2200.00-3700.00; 2nd-3rd stage, 2850.00-4000.00

COW CALF PAIRS: Scarce

NORTHEAST MISSOURI WEEKLY SUMMARY

(Bowling Green, Kingdom City, Palmyra)

Receipts: 5,105 Week ago: 4,929 Year ago: 4,417

Compared to last week, feeder sold steady to firm. Slaughter cows sold steady to firm.

FEEDER STEERS:
Medium and Large 1

Table with 2 columns: Weight (lbs) and Price Range. Rows include 300-400 lbs (620.00-655.00), 400-500 lbs (547.00-607.50), 500-600 lbs (450.00-530.00), 600-700 lbs (415.50-456.00), 700-800 lbs (369.00-408.00), 800-850 lbs (354.75-360.75), Load 933 lbs (338.25).

FEEDER HEIFERS:
Medium and Large 1

Table with 2 columns: Weight (lbs) and Price Range. Rows include 400-500 lbs (472.00-530.00), 500-600 lbs (415.00-472.50), 600-700 lbs (385.00-412.00), 750-800 lbs (348.00-354.00), 850-900 lbs (309.50-326.00).

SLAUGHTER BULLS: Yield Grade 1-2 1425-2525 lbs. 193.00-213.00; high dressing 212.00-233.00.

SLAUGHTER COWS: Breaking and Boning, (70-85% lean) 163.00-179.00; high dressing 175.00-191.00. Lean (85-90%) 148.00-167.00; low dressing 130.00-155.00.

SLAUGHTER STEERS: Choice 2 -3, 236.50-241.00 Select and Choice 2-3 234.00-235.50

SLAUGHTER HEIFERS: Choice 2-3 234.00-239.50

BRED COWS: Medium and Large 1 2-8 yrs 1140-1360 lbs 2nd and 3rd stage 4400.00-5500.00

HEIFER/CALF PAIRS: Medium and Large 1-2 2-4 yrs 875-1150 lbs baby-300 lb calves 5200.00-5900.00

NORTH CENTRAL MISSOURI WEEKLY SUMMARY

(Macon, Unionville, Green City, New Cambria)

Receipts: 2,790 Week ago: 1,759 Year ago: 2,137

Compared to last week, feeders sold mostly steady to 10.00 higher, a couple loads of light 7 wt. heifers sold 4.00 lower. Slaughter cows sold 1.00-5.00 higher.

FEEDER STEERS:
Medium and Large 1

Table with 2 columns: Weight (lbs) and Price Range. Rows include 400-500 lbs (550.00-610.00), 500-600 lbs (461.00-557.50), 600-700 lbs (417.50-470.00), 700-800 lbs (390.50-419.00), 800-900 lbs (361.00-376.00), 900-1000 lbs (325.00-354.00).

FEEDER HEIFERS:
Medium and Large 1

Table with 2 columns: Weight (lbs) and Price Range. Rows include 400-500 lbs (482.50-530.00), 500-600 lbs (417.00-482.50), 650-700 lbs (360.00-433.00), 700-800 lbs (370.00-384.50), 800-825 lbs (334.50-365.00).

SLAUGHTER BULLS: Yield Grade 1-2 1385-2150 lbs. 185.00-223.00.

SLAUGHTER COWS: Breaking and Boning (70-85% lean) 157.50-177.00, high dressing 174.00-186.00; Lean (85-90%) 145.00-162.50, low dressing 130.00-137.50.

BRED HEIFERS: Medium and Large 1 pkg 2-4 yrs, 1276 lbs, 2nd stage 4350.00 per head.

COW CALF PAIRS: Scarce

SOUTHEAST MISSOURI WEEKLY SUMMARY

(Jackson and Farmington)

Receipts: 1,247 Week ago: 1,635 Year ago: 1,698

Compared to last week, feeders sold very uneven from sharply lower to sharply higher. Slaughter cows and bulls sold steady to 3.00 higher.

FEEDER STEERS:
Medium and Large 1

300-400 lbs. 580.00-655.00
400-500 lbs. 480.00-600.00
500-600 lbs. 425.00-502.00
600-700 lbs. 342.00-435.00
700-800 lbs. 340.00-377.00

FEEDER HEIFERS:
Medium and Large 1

300-400 lbs. 480.00-630.00
400-500 lbs. 425.00-512.00
500-600 lbs. 345.00-460.00
600-700 lbs. 315.00-395.00
700-750 lbs. 315.00-357.00

SLAUGHTER BULLS: Yield Grade 1-2 1015-2310 lbs. 160.00-179.00; high dressing 186.00-245.00

SLAUGHTER COWS: Breaking and Boning (75-85% lean) 142.00-163.00; high dressing 160.00-197.00; Lean (85-90% lean) 92.00-133.00; high dressing 134.00-177.00

BRED COWS: Medium and Large 2, 2-8 yrs, 1025-1405 lbs, 2nd-3rd stage, 2500.00-4550.00 per head

COW & CALF PAIRS: scarce

EAST CENTRAL MISSOURI WEEKLY SUMMARY

(Cuba, Vienna)

Receipts: 1,920 Week ago: 1,078 Year ago: 2,282

Compared to last week, steers steady to 20.00 higher with the most advance under 500 lbs. Heifers under 500 lbs unevenly steady over 500 lbs sold 5.00-15.00 higher. Slaughter cows steady to 6.00 higher

FEEDER STEERS:
Medium and Large 1

300-400 lbs. 605.00-695.00
400-500 lbs. 500.00-655.00
500-600 lbs. 460.00-560.00
600-700 lbs. 405.00-455.00
700-800 lbs. 397.50-398.00

FEEDER HEIFERS:
Medium and Large 1

300-400 lbs. 500.00-557.50
400-500 lbs. 430.00-517.00
500-600 lbs. 415.00-469.00
600-650 lbs. 390.00-420.00

SLAUGHTER BULLS: Yield grade 1-2, 1420-2205 lbs., 200.00-223.00, high dressing 227.00-233.00; low dressing 180.00-200.00

SLAUGHTER COWS: Breaking and Boning, (70-85% lean) 167.00-179.00, high dressing 180.00-190.00, low dressing 152.00-165.00; Lean (85-90%) 148.00-165.00, low dressing 126.00-148.00

BRED COWS: Medium and Large 1-2, 1025-1500 lbs., 2-8 yrs., 1st-3ed stage, 2800.00-3875.00 per head

BRED HEIFERS: Scarce

NORTHWEST MISSOURI WEEKLY SUMMARY

(Tina)

Receipts: 730 Week ago: 2,065 Year ago: 1,779

Compared to last week, feeders sold mostly steady on a lighter test. Slaughter cows and bulls traded steady.

FEEDER STEERS:
Medium and Large 1

400-500 lbs. 545.00-547.50
600-625 lbs. 435.00

FEEDER HEIFERS:
Medium and Large 1

400-500 lbs. 440.00-532.50
500-600 lbs. 403.00-482.50
650-700 lbs. 364.00

SLAUGHTER BULLS: Yield Grade 1-2, 1770-2210 lbs., 196.00-211.00

SLAUGHTER COWS: Breaking and Boning, (70-85% lean) 167.00-178.00, high dressing 172.00-184.00; Lean (85-90%) 149.00-168.00, low dressing 125.00-146.00

BRED COWS: Scarce

HEIFER PAIRS: Scarce

AFTERNOON NATIONAL SLAUGHTER CATTLE REVIEW

So far for Friday, negotiated cash trade has been mostly inactive on moderate demand in the Southern Plains. The last established market test in the Texas Panhandle was Thursday with live purchases at 245.00. The last established market test in Kansas was Thursday with live purchases at 245.00. Negotiated cash trade has been limited on moderate demand in Nebraska and the Western Cornbelt. The last established market test in Nebraska was Thursday with live purchases at mostly 245.00 and dressed purchases at 385.00. The last established market test in the Western Cornbelt was Thursday with live purchases at mostly 245.00 and dressed purchases at mostly 385.00.

Negotiated Cash Sales:

Confirmed:	3,435	Week Ago:	4,821	Year Ago:	30,442
Week to date:	74,950	Week Ago:	40,324	Year Ago:	67,092

Live Basis	Steers	Heifers
Over 80% Choice	245.00-245.00 avg 245.00	245.00-246.00 avg 245.12
65-80% Choice	-	246.00-246.00 avg 246.00
35-65% Choice	244.00-244.00 avg 244.00	-
0-35% Choice	-	-
Total All Grades	244.00-245.00 avg 244.84	245.00-246.00 avg 245.16
Dressed Basis		
Over 80% Choice	385.00-385.00 avg 385.00	-
65-80% Choice	-	-
35-65% Choice	-	-
0-35% Choice	-	-
Total All Grades	385.00-385.00 avg 385.00	-

All Beef Type Steers/Heifers	Head	Avg Wt	Price Range	Wtd Avg
Live FOB	2,912	1448.5	243.00-247.50	245.22
Live Del	74	1375.0	245.00-245.00	245.00
Dressed Del	449	988.7	384.00-385.00	384.82
Dressed FOB	-	-	-	-

WEEKLY COMMODITY FUTURES TRENDS

Compared to last week, Live Cattle 4.53 to 7.70 higher, Lean Hogs 0.42 to 1.77 lower, Feeder Cattle 10.80 to 11.80 higher.

Daily Futures Closes

	Mon.	Tues.	Wed.	Thu.	Fri.
Cattle					
Apr	239.55	243.02	244.05	246.20	Closed
Jun	240.20	243.27	244.35	246.32	
Aug	237.30	239.80	240.67	242.17	
Oct	234.02	235.87	236.40	237.72	
Dec	233.65	235.32	235.75	237.05	
Lean Hogs					
Apr	90.47	90.42	90.92	90.35	Closed
May	97.12	96.52	96.77	96.00	
Jun	105.87	105.05	105.17	104.47	
Jul	108.70	107.22	107.75	107.05	
Aug	108.47	107.07	107.60	106.87	
Fdr Cattle					
Apr	363.30	369.12	370.75	372.90	Closed
May	361.32	366.47	368.00	370.62	
Aug	359.60	364.42	366.85	369.50	
Sep	357.52	362.07	364.72	367.32	
Oct	355.12	359.32	362.07	364.62	
Milk					
Mar	16.10	16.11	16.16	—	Closed
Apr	17.24	17.35	17.49	17.73	
May	17.52	17.72	17.97	18.21	

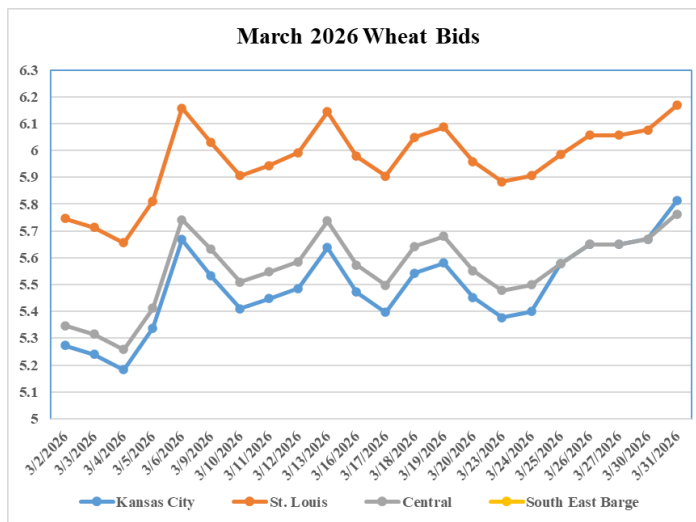
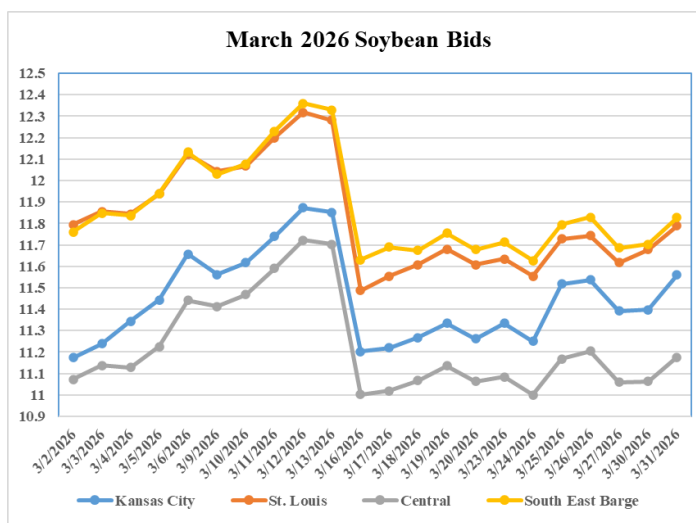
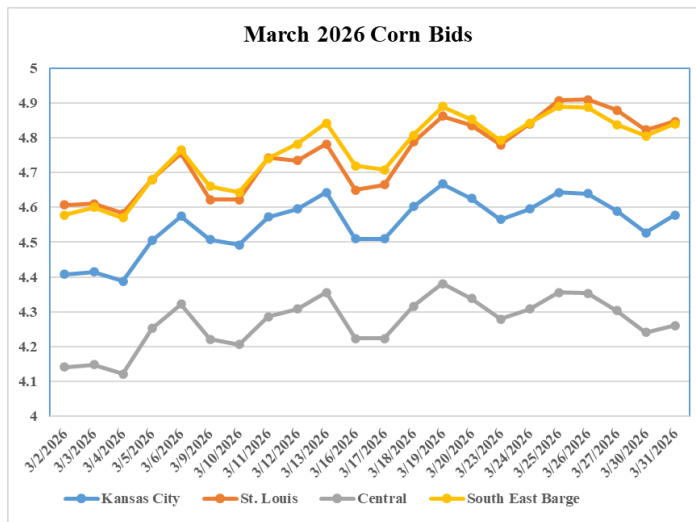
WEEKLY COMMODITY GRAIN FUTURES TRENDS

Compared to last week, Soybeans 0.05 to 0.10 higher, Wheat 0.06 to 0.07 lower, Corn 0.09 to 0.11 lower, KC Wheat 0.15 to 0.20 lower, Soybean Meal 3.40 lower to 1.90 higher.

Daily Grain Futures Closes

	Mon.	Tues.	Wed.	Thu.	Fri.
Soybeans					Closed
May	1159 3/4	1171	1168 1/2	1163 1/2	
Jul	1175	1186	1184 1/2	1180	
Aug	1171	1183 1/2	1180 1/2	1175 1/4	
Sep	1144 3/4	1158 1/4	1156	1153 3/4	
Nov	1144	1157 1/2	1155 1/2	1154	
Wheat					Closed
May	607	616 1/4	597 1/2	598 1/4	
Jul	618 3/4	626 1/2	608 3/4	609 1/2	
Sep	631 1/2	638 1/4	621 1/2	622 1/4	
Dec	648	654 1/2	638 1/2	639	
Mar	661	666 3/4	652 1/4	653	
Corn					Closed
May	455 3/4	457 3/4	454 1/4	452 1/4	
Jul	467 1/2	468 1/4	465	463 1/4	
Sep	470 1/4	470 1/4	467 1/4	467	
Dec	484	484 1/4	481 1/4	481 1/4	
Mar	494 1/2	495	492	492 1/4	
KC Wheat					Closed
May	626 1/4	635 1/2	613 3/4	615 3/4	
Jul	640 3/4	648 3/4	628 1/4	631	
Sep	654 1/2	661 3/4	642	644	
Dec	672	678	659 1/4	661 3/4	
Mar	684	689 1/4	672	674 1/2	
SB Meal					Closed
May	314.90	316.40	318.20	315.20	
Jul	313.00	314.30	316.70	313.20	
Aug	311.10	312.20	314.50	310.90	
Sep	308.80	310.00	311.80	308.00	
Oct	306.50	308.30	309.80	305.60	

MONTHLY GRAIN CROP



MISSOURI GRAIN WEEKLY TRENDS

Compared to last week, Soybeans 0.09 to 0.14 higher, Wheat 0.02 to 0.07 lower, Corn 0.06 to 0.08 lower, Sorghum 0.10 lower.

Area	#1 Soybeans	#2 Soft Wheat	#2 Corn	#2 Grain Sorghum
Kansas City				
Friday**	11.24-11.54	5.65	4.59	3.92
Monday	11.24-11.54	5.67	4.52	3.85
Tuesday	11.41-11.71	5.81	4.57	3.87
Wednesday	11.38-11.73	5.62	4.54	3.84
Thursday	11.33-11.68	5.63	4.52	3.82
Friday	Closed			
St. Louis				
Friday**	11.61-11.62	6.00-6.10	4.88	4.47
Monday	11.67	6.02-6.12	4.81-4.82	4.40
Tuesday	11.79	6.11-6.21	4.84	4.42
Wednesday	11.81	5.92-6.02	4.81	4.39
Thursday	11.74-11.75	5.93-6.03	4.80	4.37
Friday	Closed			
Central				
Friday**	11.04-11.09	5.60-5.70	4.27-4.32	---
Monday	11.04-11.09	5.62-5.72	4.20-4.25	---
Tuesday	11.16-11.21	5.71-5.81	4.22-4.27	---
Wednesday	11.13-11.23	5.62	4.19-4.24	---
Thursday	11.08-11.18	5.63	4.17-4.22	---
Friday	Closed			
S.E. MO				
Friday**	11.64-11.71	---	4.80-4.88	---
Monday	11.64-11.72	---	4.73-4.88	---
Tuesday	11.81-11.84	---	4.79-4.90	---
Wednesday	11.78-11.88	---	4.76-4.84	---
Thursday	11.72-11.83	---	4.74-4.82	---
Friday	Closed			

*Axis value ranges may be updated to reflect data points. Only dates in which markets are trading and only current cash bids are represented.

WHOLESALE FEEDSTUFFS PRICES (DOLLARS PER TON-BULK BASIS)

Area	Soybean Hulls	Soybean Meal 46.5-48%	Corn Gluten Pellets 21%	Wheat Middlings
Kansas City	117.50	315.20	254.67	151.67
St. Louis	n/a	n/a	220.00	122.50

(PRICES PER BUSHEL) *NEW CROP **PREVIOUS WEEK'S PRICES *Bids calculated using Kansas City, St. Louis, and St. Joseph bids

PROSPECTIVE PLANTINGS

Corn Planted Acreage Down 3 Percent from 2025
Soybean Acreage Up 4 Percent
All Wheat Acreage Down 3 Percent
All Cotton Acreage Up 4 Percent

Corn planted area for all purposes in 2026 is estimated at 95.3 million acres, down 3 percent or 3.45 million acres from last year. Compared with last year, planted acreage is expected to be down or unchanged in 37 of the 48 estimating States.

Soybean planted area for 2026 is estimated at 84.7 million acres, up 4 percent from last year. Compared with last year, planted acreage is up or unchanged in 20 of the 29 estimating States.

All wheat planted area for 2026 is estimated at 43.8 million acres, down 3 percent from 2025. If realized, this represents the lowest all wheat planted area since records began in 1919. The 2026 winter wheat planted area, at 32.4 million acres, is down 2 percent from the previous estimate and down 2 percent from last year. Of this total, about 23.1 million acres are Hard Red Winter, 5.79 million acres are Soft Red Winter, and 3.54 million acres are White Winter. Area expected to be planted to other spring wheat for 2026 is estimated at 9.42 million acres, down 6 percent from the 2025 estimate. Of this total, about 8.78 million acres are Hard Red Spring wheat. Durum planted area for 2026 is expected to total 1.95 million acres, down 11 percent from the previous year.

All cotton planted area for 2026 is estimated at 9.64 million acres, up 4 percent from last year. Upland area is estimated at 9.51 million acres, up 4 percent from 2025. American Pima area is estimated at 130,000 acres, down 8 percent from 2025.

GRAIN STOCKS

Corn Stocks Up 11 Percent from March 2025 Soybean Stocks Up 10 Percent All Wheat Stocks Up 5 Percent

Corn stocks in all positions on March 1, 2026 totaled 9.02 billion bushels, up 11 percent from March 1, 2025. Of the total stocks, 5.43 billion bushels were stored on farms, up 21 percent from a year earlier. Off-farm stocks, at 3.59 billion bushels, are down 2 percent from a year ago. The December 2025 - February 2026 indicated disappearance is 4.28 billion bushels, compared with 3.93 billion bushels during the same period last year.

Soybeans stored in all positions on March 1, 2026 totaled 2.10 billion bushels, up 10 percent from March 1, 2025. Soybean stocks stored on farms are estimated at 900 million bushels, up 3 percent from a year ago. Off-farm stocks, at 1.20 billion bushels, are up 16 percent from last March. Indicated disappearance for the December 2025 - February 2026 quarter totaled 1.18 billion bushels, down 1 percent from the same period a year earlier.

All wheat stored in all positions on March 1, 2026 totaled 1.30 billion bushels, up 5 percent from a year ago. On-farm stocks are estimated at 298 million bushels, down 3 percent from last March. Off-farm stocks, at 1.00 billion bushels, are up 8 percent from a year ago. The December 2025 - February 2026 indicated disappearance is 377 million bushels, 12 percent above the same period a year earlier.

MISSOURI WEEKLY HAY SUMMARY 4/02/2026

March weather ended just as chaotic as it began. Records were set for both highs and lows, but when all was said and done the month averaged just a bit more than 7 degrees above normal. The warm weather got a few planters rolling prior to the rains this week. Fertilizer has been spread over many fields which has come at a very high cost unless producers pre-bought this year. Many Alfalfa producers have had to spray for weevils once and some thinking a second application may be required before first cutting. With the early growth it won't be long before wrappers come out and some baleage is being made. Hay supplies are moderate, and demand is moderate to light. Hay prices are steady to weak for the more common quality hay, higher end hay remains fully steady. The Missouri Department of Agriculture has a hay directory at <https://apps.mda.mo.gov/haydirectory> or visit the University of Missouri Extension feed stuff finder at <https://feedstufffinder.org>

Alfalfa - Supreme 250.00-300.00, small square 10.00-15.00 per bale
Alfalfa - Premium 175.00-225.00
Alfalfa - Good 150.00-175.00, small square 6.00-10.00 per bale
Alfalfa - Fair 125.00-150.00
Mixed Grass—Premium 150.00-200.00
Mixed grass - Good/Premium 100.00-150.00
Mixed grass-Fair/Good 50.00-100.00, small square 2.25-7.00 per bale
Mixed grass - Fair 20.00-40.00 per large round bale.

Please Note: The above volumes (tonnage, acres, and bales) listed are for confirmed trades only, it does not include estimated volume (tonnage) for bids or offers to the trade. List your hay for sale at: [Hay Listing Online Form](#). Explanation of Hay Quality Guidelines: [Hay Quality Designation Guidelines](#). Glossary of Terms: [Livestock, Poultry, & Grain Hay Terms](#)

MISSOURI WEEKLY SHEEP/GOAT AUCTION SUMMARY

Receipts: 833 Week Ago: 3,208 Last Year: 1,183

SHEEP: Feeder Lambs: Small and Medium 1-2 hair 20-50 lbs 340.00-410.00. Slaughter Lambs: Choice and Prime 1-3 50-60 lbs 360.00-380.00; 60-70 lbs 355.00-375.00; 80-90 lbs 300.00-305.00; 100-105 lbs 265.00-290.00. Choice 1-3 55-75 lbs 330.00-345.00; 85-95 lbs 245.00-275.00. Ewes: Good 2-3 hair 85-95 lbs 155.00-162.50; 100-130 lbs 145.00-172.50. Utility and Good 1-3 hair 85-95 lbs 127.50-132.50; 100-135 lbs 135.00-147.50. Replacement Ewes: Small and Medium 1-2 hair 2-4 yrs exp 80-100 lbs 190.00-225.00; 110-145 lbs 175.00-180.00; 4-6 yrs exp 105-170 lbs 180.00-210.00.

GOATS: Feeder Kids Selection 1 50-70 lbs 365.00-410.00. Selection 2 50-60 lbs 315.00-355.00. Nannies Selection 1-2 70-80 lbs 165.00-235.00; 100-135 lbs 142.50-215.00. Billies Selection 1-2 100-130 lbs 195.00-255.00. Wethers Selection 1-2 70-160 lbs 205.00-280.00. Replacement Nannies Selection 1-2 2-4 yrs exp 80-125 lbs 227.50-245.00.

Explanatory Notes: Stage - Represents estimated lambing/kidding period (Open, Exp=exposed, Bred, Fall = Sep-Nov, Win = Dec-Feb, Spr = Mar-May, Sum=Jun-Aug; w/s = woolled and shorn; /hd= per head; /fam=per family
All price CWT unless otherwise noted.

MISSOURI DROUGHT MONITOR

Date	None	D0	D1	D2	D3	D4
3/31/26	21.49	46.42	22.84	8.63	0.61	0.01
3/24/26	21.49	47.58	23.22	7.21	0.50	0.00
4/01/25	28.08	48.48	20.76	2.68	0.00	0.00

Reflects percentage of Missouri impacted by drought. D0 Abnormally Dry; D1 Moderate Drought; D2 Severe Drought; D3 Extreme Drought; D4 Exceptional Drought

NATIONAL DIRECT DELIVERED FEEDER PIG REPORT

4/03/26 Receipts: 169,189 Week ago: 173,581 Year Ago: 113,295
Early weaned pigs and feeder pigs are steady to weak.

Cash: 86,600 head 71.00-95.00, weighted average 80.08

Formula: 59,100 head 49.92-89.56, weighted average 65.12

Feeder pigs 40 pounds basis: Cash 23,489 head 122.00-140.00, weighted average 126.47

NATIONAL DAILY DIRECT PRIOR DAY HOG REPORTS 4/3/26

BARROWS AND GILTS (Carcass Basis): 2,270 head
Base Carcass Price 89.00-91.00, weighted average 90.29

SOWS (Live Basis): 7,508 head
300-500 lbs. 30.00-81.00
Over 500 lbs. 54.02-81.75

MISSOURI WEEKLY DIRECT SLAUGHTER CATTLE REPORT 4/03/26

Weekly Receipts: 480 Week ago: 0 Year ago: 320

Trading as of Friday morning is light with Flat dressed sales 8.00-15.00 higher than last week and Grid dressed sales 10.00 higher than last week.

LIVE STEERS & HEIFERS: **DRESSED STEERS & HEIFERS:**
No sales reported. 9 loads 380.00-385.00

GRADE AND EIGHT (Grid): 3 loads Thursday 390.00

Click here for the current [National Crop Progress](#)

Click here for the current [Missouri Crop Progress](#)

The current hay directory can be found at: [Hay Directory](#).