

Weekly Market Summary

Published by:
Missouri Department of Agriculture
Ag Business Development Division
Market News Program



Chris Chinn, Director
 Jill Wood, Division Director
 Tony Hancock, Editor
[agmarketnews.mo.gov](http://www.ams.usda.gov/marketnews.htm)
<http://www.ams.usda.gov/marketnews.htm>

Michael Kehoe, Governor

Volume XLVI, Number 15 ♦ P.O. Box 630, Jefferson City, MO 65102 ♦ (573) 751-4211 ♦ Mon, Apr 13, 2026

MISSOURI WEEKLY FEEDER CATTLE WEIGHTED AVERAGE REPORT

Feeder Cattle Receipts: 25,235 Week ago: 30,637 Year ago: 13,496
 Steers and Heifers Medium and Large 1—Weighted average weights and prices

STEERS: Medium and Large 1

326 lbs. 671.96	521 lbs. 523.73	731 lbs. 403.63	915 lbs. 345.26
374 lbs. 633.09	574 lbs. 488.85	777 lbs. 384.37	964 lbs. 331.23
425 lbs. 595.57	625 lbs. 449.72	815 lbs. 371.24	1030 lbs. 320.67
475 lbs. 550.22	668 lbs. 434.23	875 lbs. 354.12	1138 lbs. 299.10

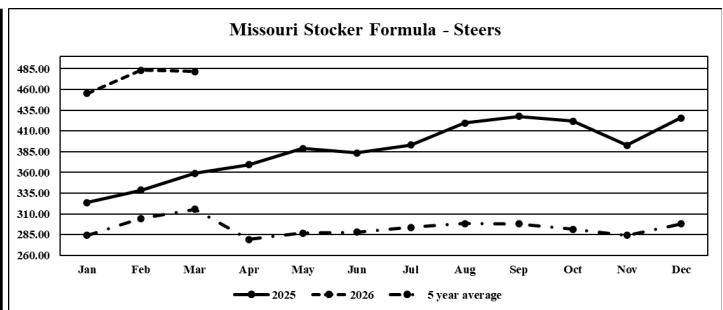
HEIFERS: Medium and Large 1

328 lbs. 589.40	522 lbs. 460.37	718 lbs. 366.14	929 lbs. 316.03
372 lbs. 561.22	574 lbs. 433.03	769 lbs. 348.78	
421 lbs. 533.27	625 lbs. 405.87	821 lbs. 336.26	
469 lbs. 487.21	668 lbs. 381.89	865 lbs. 324.77	

MISSOURI STEER (HEIFER) STOCKER FORMULA 4/13/2026

Monday's Missouri Stocker formula consists of **5,075 (4,218)** head with a weighted average weight of **530.12 (521.12)** lbs. and a price value of **502.45 (447.38)**, 8.88 higher (9.14 higher) than a week ago.

This a rolling seven day calculated weighted value which combines all Feeder Steers reported by MDA/USDA Market News Service weighing from 400-649 lbs. in the Medium and Large 1 and Medium and Large 1-2 frame and muscle classifications, including all comment cattle except Brahman X. Heifer values are in parentheses.



*Graph is updated the first Monday of each month. Axis value ranges may be updated to reflect data points.

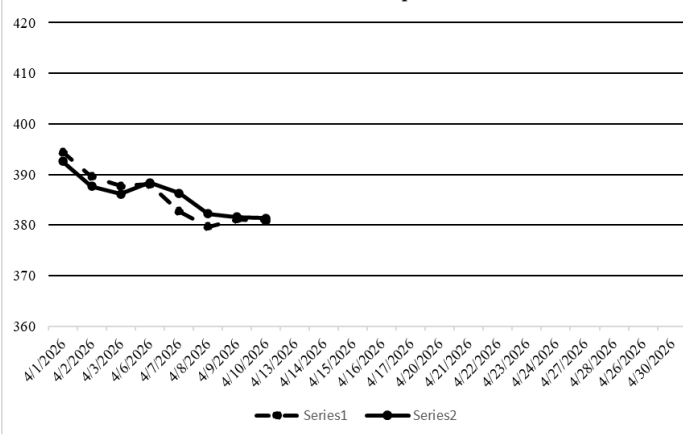
NATIONAL BOXED BEEF CUTOUT VALUES

DATE	CHOICE	SELECT	TOTAL LOADS
4/6	388.04	388.37	76
4/7	382.74	386.33	155
4/8	379.66	382.27	122
4/9	381.09	381.57	145
4/10	380.90	381.34	84
5 Day Simple Average	382.49	383.98	

MISSOURI WEEKLY CATTLE AUCTION SUMMARY

Total Receipts: 30,708 Week Ago: 36,277 Year Ago: 16,816
 Compared to last week, feeders sold 5.00-15.00 higher. Reporters in several barns noted an overall increase in the quality of the offering this week. Several big calves and some loads of yearlings made for a pretty even spread across all weights, although lighter weight fall calves in smaller drafts still taking up the most ring time during the suction day. Recent rains have resulted in much improved drought conditions in the state. Along with warmer temperatures grass is taking off and cattle have all but turned their noses up at any hay that might still be being offered for the most part. Demand is good to very good for all classes with some buyers even overlooking lack of weaning if they have had a round or two of shots. A few stick-out sales this week included: 37 head of 473 lb. steers at Interstate Regional Stockyards that sold for 597.00. Wheeler Livestock Auction sold 21 head of 523 lb. steers for 541.00. Joplin Regional Stockyards sold 46 head of 565 lb. steers for 525.00, 31 head of 738 lb. steers for 430.0, 35 head of 756 lbs. steers for 420.00, and a load of 851 lb. steers for 364.00. Springfield Livestock Marketing Center sold a pkg of 623 lb. steers for 472.50. Ozarks Regional Stockyards sold 20 head of 650 lb. steers for 460.00. Kingsville Livestock Auction sold a load of 806 lb. steers for 385.00. Eastern Missouri Commission Company sold 59 head of 914 lb. steers for 353.00. On the heifer side Joplin Regional Stockyards sold 37 head of 518 lb. heifers for 490.00. Four States Stockyards sold a load of 749 lb. heifers for 378.50. Interstate Regional Stockyards sold a load of 849 lb. replacement heifers for 367.00. Boxed beef cutout values closed lower for the week. Choice closed on Friday at 380.90, down 6.88 and select closed at 381.34, down 4.85 compared to last week. The choice/select spread is at -0.44 per cwt. Negotiated feedlot sales as of the 2:00 cutoff time on Friday afternoons report was very limited at just over 9k head much of which to place mid-week as packers and feedlot managers were unable reach agreements to result in any significant volume. Prices were firm to higher. Live prices were reported 244.00-250.00. A few dressed sales reported at 385.00. The Missouri Stocker formula consists of 5075 head with a weighted average weight of 530.12 lbs. and a price value of 502.45, 8.88 higher than last week. The steer/heifer spread is 55.07.

Boxed Beef Cuts April 2026



*Axis value ranges may be updated to reflect data points.

WEEKLY LIVESTOCK SLAUGHTER

	CATTLE	HOGS	SHEEP
Week to Date:	512,000	2,472,000	30,000
Last Week:	533,000	2,396,000	29,000
Last Year:	563,972	2,476,501	42,880

The Weekly Market Summary, as well as historical summaries, are available on our website <https://agmarketnews.mo.gov/summaries>
 Market News Hotline: 1-573-522-9244
 Check out the latest updates on our YouTube Channel: [MDA Market News](https://www.youtube.com/channel/UC...)

SOUTHWEST MISSOURI WEEKLY SUMMARY

(Joplin, Springfield, Exeter)
Receipts: 14,026 Week ago: 14,269 Year Ago: 5,220

Compared to last week, feeders sold 5.00-15.00 higher, with spots sharply higher mostly on light weight calves. Slaughter cows sold steady to 6.00 higher and bulls up to 10.00 higher.

FEEDER STEERS:
Medium and Large 1

300-400 lbs. 620.00-770.00
400-500 lbs. 520.00-680.00
500-600 lbs. 485.00-575.00
600-700 lbs. 412.50-500.00
700-800 lbs. 375.00-440.00
800-900 lbs. 340.00-383.00
900-1000 lbs. 326.00-347.00

FEEDER HEIFERS:
Medium and Large 1

300-400 lbs. 560.00-670.00
400-500 lbs. 470.00-620.00
500-600 lbs. 400.00-510.00
600-700 lbs. 370.00-430.00
700-800 lbs. 331.00-387.50
800-900 lbs. 327.00-350.00

FEEDER HOLSTEIN STEERS:
Large 3

62 hd. 850 lbs. 280.50

SLAUGHTER COWS: Breaking and Boning (70-85% lean) 155.00-185.00, high dressing 177.00-221.00, low dressing 150.00-167.50; Lean (85-90%) 142.00-170.00; high dressing 170.00-186.00; low dressing 100.00-145.00

SLAUGHTER BULLS: Yield Grade 1-2 1085-2450 lbs. 199.00-227.50; high dressing 227.00-267.00; low dressing 187.50-205.00

BRED COWS: Medium and Large 1, 1000-1490 lbs., 2-8 yrs., 1st stage, 3400.00-3700.00; 1st-2nd stage, 3750.00-4000.00; 2nd-3rd stage 3650.00-4850.00; Over 8 year olds, 2nd-3rd stage 3450.00-4100.00 per head

COW CALF PAIRS: Medium and Large 1 with 150-300 lb. calves, 2-8 yrs., Open, 4600.00-4450.00-4600.00

BRED HEIFERS: Medium and Large 1, 1025-1200 lbs., Under 2 yrs., 2nd stage 4650.00-4900.00; 2-4 yrs., 1st-2nd stage, 4050.00; 2nd-3rd stage, 3950.00-4650.00

SOUTH CENTRAL MISSOURI WEEKLY SUMMARY

(West Plains, Phillipsburg)
Receipts: 3,795 Week ago: 3,091 Year Ago: 1,350

Compared to last week, feeders sold 5.00-15.00 higher, some spots of 20.00 higher on light wt. calves. Slaughter cows sold steady to 4.00 higher. Slaughter bulls steady to 6.00 higher.

FEEDER STEERS:
Medium and Large 1

300-400 lbs. 635.00-705.00
400-500 lbs. 530.00-617.50
500-600 lbs. 475.00-570.00
600-700 lbs. 420.00-479.00
700-800 lbs. 367.50-397.50
800-900 lbs. 336.00-367.50
900-925 lbs. 330.00

FEEDER HEIFERS:
Medium and Large 1

300-400 lbs. 545.00-625.00
400-500 lbs. 475.00-565.00
500-600 lbs. 410.00-477.50
600-700 lbs. 370.00-430.00
700-800 lbs. 335.00-372.50
800-900 lbs. 315.00-352.50
925-950 lbs. 305.00-307.50

FEEDER HOLSTEIN STEERS:
Large 3

scarce

SLAUGHTER COWS: Breaking and Boning (70-85% lean) 168.00-185.00; high dressing 182.50-205.00; low dressing 153.00-168.50. Lean (85-90%) 146.00-168.00, high dressing 164.00-179.00, low dressing 117.00-146.00

SLAUGHTER BULLS: Yield Grade 1-2 1255-2375 lbs. 196.00-220.00; high dressing 221.00-241.00; low dressing 179.00-200.00

BRED COWS: Medium and Large 1, 1310-1440 lbs., 2-8 yrs., 1st stage, 3075.00-3400.00; 2nd-3rd stage, 3900.00-4200.00 per head.

COW CALF PAIRS: Medium and Large 1-2 with 150-300 lb. calves, 2-8 yrs., Open, 3500.00-4400.00 per pair.

WEST CENTRAL MISSOURI WEEKLY SUMMARY

(Kingsville, Windsor, Butler, Osceola)
Receipts: 5,543 Week ago: 5,552 Year ago: 3,531

Compared to last week feeder sold mostly 5.00-15.00 higher. Slaughter cows and bulls sold steady to 5.00 higher.

FEEDER STEERS:
Medium and Large 1

300-400 lbs. 575.00-695.00
400-500 lbs. 485.00-610.00
500-600 lbs. 447.50-545.00
600-700 lbs. 387.50-470.00
700-800 lbs. 386.00-417.50
800-900 lbs. 349.00-385.00

FEEDER HEIFERS:
Medium and Large 1

300-400 lbs. 495.00-650.00
400-500 lbs. 427.50-552.50
500-600 lbs. 394.00-490.00
600-700 lbs. 362.50-433.00
700-800 lbs. 348.75-363.00
800-825 lbs. 334.00-347.50

SLAUGHTER BULLS: Yield Grade 1-2 1220-2395 lbs. 207.50-231.00, high dressing 226.00-255.00, low dressing 184.00-201.00

SLAUGHTER COWS: Breaking and Boning (70-85% lean) 151.00-190.00, high dressing 182.50-207.00, low dressing 135.00-162.00; Lean (85-90%) 140.00-185.00, high dressing 167.00-182.00; low dressing 92.00-138.00

BRED COWS: Medium and Large 1-2, 2-8 yrs., 1st-2nd stage, 2300.00-3150.00; 2nd-3rd stage, 2600.00-3550.00

COW CALF PAIRS: Medium and Large 1-2 with 150-300 lb. calves, 5-8 yrs., Open, 4700.00-5100.00

NORTHEAST MISSOURI WEEKLY SUMMARY

(Bowling Green, Kingdom City, Palmyra)
Receipts: 3,339 Week ago: 5,105 Year ago: 3,717

Compared to last week, calves sold with firm to higher undertones on a light test, yearlings over 800 lbs sold 10.00-15.00 higher. Slaughter cows sold steady to firm.

FEEDER STEERS:
Medium and Large 1

400-500 lbs. 549.00-617.50
500-600 lbs. 449.00-555.00
600-700 lbs. 415.00-458.00
700-800 lbs. 377.00-408.50
800-900 lbs. 349.00-378.50
900-925 lbs. 350.25-353.00

FEEDER HEIFERS:
Medium and Large 1

400-500 lbs. 470.00-535.00
500-600 lbs. 420.00-467.50
600-700 lbs. 375.00-440.00
700-800 lbs. 368.00-377.50
800-825 lbs. 332.00
900-975 lbs. 310.00-317.50

SLAUGHTER BULLS: Yield Grade 1-2 1350-2465 lbs. 200.00-219.00; high dressing 215.00-243.00

SLAUGHTER COWS: Breaking and Boning, (70-85% lean) 165.00-180.00; high dressing 177.00-190.00; low dressing 150.00-170.00. Lean (85-90%) 155.00-171.00; high dressing 168.00-184.00; low dressing 135.00-159.00

SLAUGHTER STEERS: Choice and Prime 2-4, 247.75-249.00; Choice 2-3, 239.00-246.50

SLAUGHTER HEIFERS: Choice and Prime 2-4, 249.50-250.50; Choice 2-3, 238.00-244.00

BRED COWS: Medium and Large 1-2, 2-8 yrs 1067-1233 lbs., 2nd stage, 3800.00-4600.00

COW CALF PAIRS: Medium and Large 1-2 with over 300 lb. calves, 2-8 yrs., 1st stage, 5000.00-5100.00

NORTH CENTRAL MISSOURI WEEKLY SUMMARY

(Macon, Unionville, Green City, New Cambria)
Receipts: 886 Week ago: 4,363 Year ago: 466

Not enough sales this week for a good price trend undertones were higher.

*Some sale barns on a bi-weekly schedule and may not have a sale each week.

FEEDER STEERS:
Medium and Large 1

500-600 lbs. 485.00-515.00
600-700 lbs. 439.00-473.00
700-800 lbs. 381.50-413.50
63 hd. 884 lbs. 361.75

FEEDER HEIFERS:
Medium and Large 1

500-600 lbs. 430.00-462.00
600-650 lbs. 398.00-407.00
700-725 lbs. 354.00

SLAUGHTER BULLS: Yield Grade 1-2, 1590-2180 lbs., high dressing, 235.00-245.00.

SLAUGHTER COWS: Breaking and Boning (70-85% lean) 160.00-176.50, high dressing 173.00-176.00; Lean (85-90%) 152.00-161.00

BRED HEIFERS: Scarce

COW CALF PAIRS: Scarce

SOUTHEAST MISSOURI WEEKLY SUMMARY

(Jackson and Farmington)

Receipts: 1,612 Week ago: 1,247 Year ago: 708

Compared to last week feeders sold steady to 11.00 higher, with 6 wts. up to 30.00 higher. Slaughter cows and bulls sold steady.

FEEDER STEERS:
Medium and Large 1

300-400 lbs.	600.00-680.00
400-500 lbs.	480.00-585.00
500-600 lbs.	425.00-530.00
600-700 lbs.	360.00-450.00
700-800 lbs.	337.00-378.00
800-900 lbs.	322.00-348.00

FEEDER HEIFERS:
Medium and Large 1

300-400 lbs.	447.00-570.00
400-500 lbs.	420.00-600.00
500-600 lbs.	379.00-505.00
600-700 lbs.	341.00-485.00
700-800 lbs.	307.00-353.00
800-900 lbs.	312.00-335.00

SLAUGHTER BULLS: Yield Grade 1-2, 1325-2255 lbs., high dressing, 200.00-248.00

SLAUGHTER COWS: Breaking and Boning (75-85% lean) 146.00-160.00; high dressing 160.00-193.00; Lean (85-90% lean) 122.00-133.00; high dressing 137.00-181.00

BRED COWS: Medium and Large 2, 2-8 yrs, 1175-1358 lbs, 2nd stage, 2800.00-3200.00 per head

COW & CALF PAIRS: Medium and Large 2 with under 150 lb. calves, Over 8 yrs., Open, 2600.00-2700.00

EAST CENTRAL MISSOURI WEEKLY SUMMARY

(Cuba, Vienna)

Receipts: 895 Week ago: 1,920 Year ago: 723

Compared to last Tuesday, feeder steers 5.00-10.00 higher. Feeder heifers steady to 5.00 higher. Slaughter cows sold 2.00-4.00 higher.

FEEDER STEERS:
Medium and Large 1

300-400 lbs.	605.00-670.00
400-500 lbs.	530.00-617.00
500-600 lbs.	470.00-550.00
600-700 lbs.	410.00-455.00
800-825 lbs.	355.00

FEEDER HEIFERS:
Medium and Large 1

300-400 lbs.	520.00-580.00
400-500 lbs.	430.00-535.00
500-600 lbs.	397.50-456.00
55 hd. 849 lbs.	(replacements) 367.00

SLAUGHTER BULLS: Yield grade 1-2, 1525-2055 lbs., 206.00-218.00; low dressing 184.50-197.00

SLAUGHTER COWS: Breaking and Boning, (70-85% lean) 168.00-183.50, high dressing 184.50-197.50; Lean (85-90%) 148.50-167.00

BRED COWS: Medium and Large 1-2, 935-1325 lbs., 2-8 yrs., 1st-3ed stage, 2850.00-3500.00 per head

BRED HEIFERS: Scarce

NORTHWEST MISSOURI WEEKLY SUMMARY

(Tina)

Receipts: 612 Week ago: 730 Year ago: 1,101

Compared to last week, feeders sold with mostly higher undertones with spots 5.00-10.00 higher. Slaughter cows sold mostly steady with the good high yielding bulls trading sharply higher.

FEEDER STEERS:
Medium and Large 1

450-475 lbs.	533.00-541.00
500-600 lbs.	481.00-540.00
600-700 lbs.	420.00-450.00
55 hd. 882 lbs.	358.50

FEEDER HEIFERS:
Medium and Large 1

400-500 lbs.	480.00-522.50
525-550 lbs.	449.00
700-750 lbs.	373.00-386.00

SLAUGHTER BULLS: Yield Grade 1-2, 1265-2200 lbs., 198.00-215.00; high dressing 229.00-240.00

SLAUGHTER COWS: Breaking and Boning, (70-85% lean) 163.00-178.50, high dressing 177.00-192.00; Lean (85-90%) 144.00-157.00, high dressing 156.00-175.50

BRED COWS: Scarce

HEIFER PAIRS: Medium 1 with under 150 lb. calves, Under 2 yrs., Open, 1086-1088 lbs., 5650.00-5900.00

AFTERNOON NATIONAL SLAUGHTER CATTLE REVIEW

Thus far Friday trade was limited on moderate demand in Nebraska and the Western Cornbelt with a few early purchases at 250.00 however not enough for an adequate market test. The last established market test in Nebraska was last week with live purchases at mostly 245.00 and dressed purchases at 385.00. The last established market test in the Western Cornbelt was last week with live purchases at mostly 245.00 and dressed purchases at mostly 385.00. Trade was inactive on moderate demand in the Southern Plains. The last established market test in the Texas Panhandle was Wednesday with live purchases at mostly 246.00. The last established market test in Kansas was last week with live purchases from 245.00-246.00, mostly 246.00.

Negotiated Cash Sales:

Confirmed:	3,546	Week Ago:	3,435	Year Ago:	5,623
Week to date:	9,249	Week Ago:	74,950	Year Ago:	48,790

Live Basis	Steers	Heifers
Over 80% Choice	250.00-250.00 avg 250.00	250.00-250.00 avg 250.00
65-80% Choice	-	-
35-65% Choice	-	-
0-35% Choice	-	-
Total All Grades	250.00-250.00 avg 250.00	250.00-250.00 avg 250.00
Dressed Basis		
Over 80% Choice	-	-
65-80% Choice	-	-
35-65% Choice	-	-
0-35% Choice	-	-
Total All Grades	-	-

All Beef Type Steers/Heifers	Head	Avg Wt	Price Range	Wtd Avg
Live FOB	2,666	1,560.4	245.00-251.00	249.96
Live Del	-	-	-	-
Dressed Del	840	959.4	385.00-398.00	390.17
Dressed FOB	40	919.2	385.00-385.00	385.00

WEEKLY COMMODITY FUTURES TRENDS

Compared to last week, Live Cattle 2.72 to 5.57 higher, Lean Hogs Apr 0.37 higher, others 0.42 to 0.75 lower, Feeder Cattle 1.25 to 3.23 higher.

Daily Futures Closes

	Mon.	Tues.	Wed.	Thu.	Fri.
Cattle					
Apr	248.02	248.20	249.00	249.77	251.77
Jun	247.02	245.80	245.92	247.20	249.20
Aug	242.87	242.37	242.42	243.35	244.75
Oct	238.12	237.62	238.70	239.65	240.55
Dec	237.52	236.70	238.00	239.10	239.77
Lean Hogs					
Apr	90.47	90.77	90.20	90.67	90.72
May	98.77	98.40	96.37	95.90	95.52
Jun	107.70	107.05	104.65	104.12	103.72
Jul	109.95	109.80	107.70	106.92	106.57
Aug	109.37	109.37	107.55	106.87	106.45
Fdr Cattle					
Apr	372.02	368.90	370.67	372.52	374.15
May	370.35	366.62	368.00	370.42	372.35
Aug	369.82	366.05	367.95	370.12	372.45
Sep	367.85	364.12	365.95	368.35	370.55
Oct	365.27	361.70	363.42	365.87	368.05
Milk					
Apr	17.56	17.34	17.21	17.04	17.03
May	17.90	17.38	17.11	17.00	17.17
Jun	18.36	17.94	17.64	17.54	17.85

WEEKLY COMMODITY GRAIN FUTURES TRENDS

Compared to last week, Soybeans 0.04 to 0.12 higher, Wheat 0.26 to 0.29 lower, Corn 0.07 to 0.11 lower, KC Wheat 0.22 to 0.26 lower, Soybean Meal 12.10 to 16.60 higher.

Daily Grain Futures Closes

	Mon.	Tues.	Wed.	Thu.	Fri.
Soybeans					
May	1166 3/4	1158 1/4	1162	1165 1/4	1175 3/4
Jul	1183 1/4	1174 1/2	1178	1181	1191 1/4
Aug	1178 1/4	1170 1/2	1173 1/4	1175 3/4	1182 1/2
Sep	1157 1/2	1150 3/4	1152 1/2	1152 3/4	1158 1/4
Nov	1157	1151	1152	1152 1/2	1157 3/4
Wheat					
May	595 1/4	598	580 1/4	574 1/2	571
Jul	606 1/2	608 1/4	591 1/4	585	580 3/4
Sep	619 3/4	621 1/4	604 1/4	597 1/2	593
Dec	637 1/2	638 3/4	623	615 3/4	611 1/2
Mar	652	653 1/2	638	631	626 3/4
Corn					
May	454	449	447 1/4	444	441
Jul	465 1/4	460	458	455	451 1/4
Sep	469	464	461 3/4	459 1/4	456 1/4
Dec	483	478	476	474 1/4	472 1/4
Mar	494 1/2	490	488	486 1/2	484 3/4
KC Wheat					
May	608 1/4	607 1/2	595 1/4	590 1/2	590 3/4
Jul	623 3/4	623	612	605 3/4	605
Sep	638	637 1/4	626 1/2	620 1/4	618 1/4
Dec	657 1/4	656 1/2	646 1/4	639 1/2	637 3/4
Mar	671 1/4	671	661 1/2	653 3/4	652 1/2
SB Meal					
May	316.60	311.80	314.10	317.60	331.80
Jul	314.90	311.10	314.00	316.40	328.80
Aug	311.90	309.40	312.40	314.60	324.30
Sep	308.60	306.70	309.60	311.80	320.60
Oct	305.50	303.80	307.00	309.00	317.70

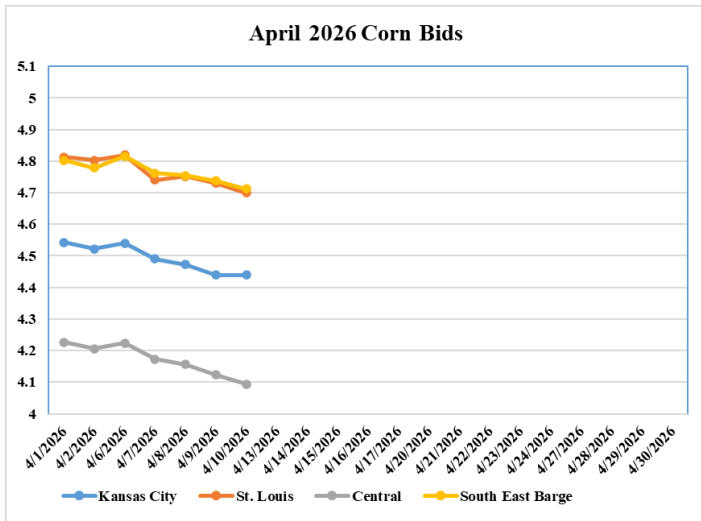
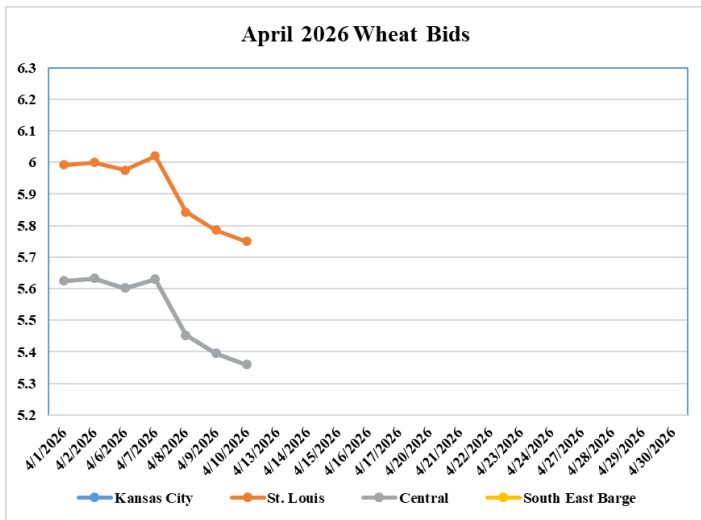
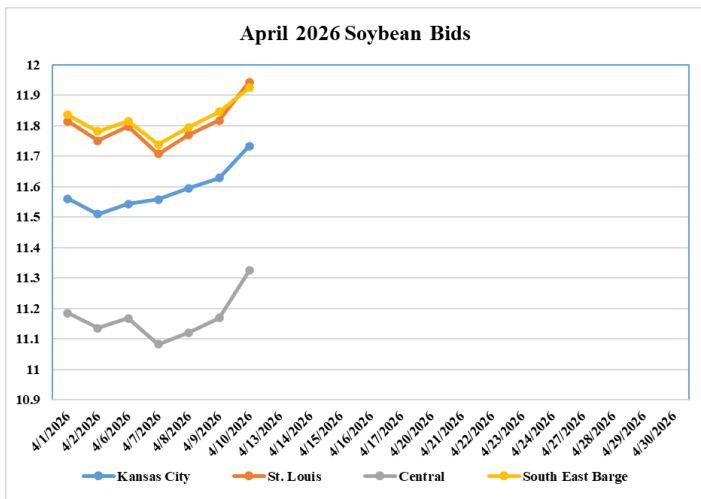
MISSOURI GRAIN WEEKLY TRENDS

Compared to last week, Soybeans 0.17 to 0.27 higher, Wheat 0.22 to 0.27 lower, Corn 0.08 to 0.10 lower.

Area	#1 Soybeans	#2 Soft Wheat	#2 Corn	#2 Grain Sorghum
Kansas City				
Friday**	Closed	Closed	Closed	---
Monday	11.36-11.71	5.60	4.54	---
Tuesday	11.33-11.78	5.63	4.49	---
Wednesday	11.37-11.82	5.45	4.47	---
Thursday	11.40-11.85	5.39	4.44	---
Friday	11.50-11.95	5.36	4.40	---
St. Louis				
Friday**	Closed	Closed	Closed	---
Monday	11.78-11.80	5.90-6.02	4.82	---
Tuesday	11.69-11.72	5.98-6.05	4.74	---
Wednesday	11.76-11.78	5.80-5.87	4.75	---
Thursday	11.81-11.82	5.74-5.81	4.73	---
Friday	11.92-11.95	5.71-5.78	4.70	---
Central				
Friday**	Closed	Closed	Closed	---
Monday	11.11-11.21	5.60	4.19-4.24	---
Tuesday	11.03-11.13	5.63	4.14-4.19	---
Wednesday	11.07-11.17	5.45	4.12-4.17	---
Thursday	11.10-11.25	5.39	4.09-4.14	---
Friday	11.25-11.35	5.36	4.06-4.11	---
S.E. MO				
Friday**	Closed	---	Closed	---
Monday	11.75-11.86	---	4.76-4.87	---
Tuesday	11.68-11.78	---	4.72-4.79	---
Wednesday	11.75-11.82	---	4.70-4.77	---
Thursday	11.83-11.85	---	4.69-4.78	---
Friday	11.85-11.95	---	4.68-4.75	---

(PRICES PER BUSHEL) *NEW CROP **PREVIOUS WEEK'S PRICES
*Bids calculated using Kansas City, St. Louis, and St. Joseph bids

MONTHLY GRAIN CROP



*Axis value ranges may be updated to reflect data points.
Only data in which markets are trading and only current cash bids are represented.

WHOLESALE FEEDSTUFFS PRICES (DOLLARS PER TON-BULK BASIS)

Area	Soybean Hulls	Soybean Meal 46.5-48%	Corn Gluten Pellets 21%	Wheat Middlings
Kansas City	141.67	315.10	254.67	126.67
St. Louis	n/a	n/a	220.00	118.50

CROP PROGRESS

There were 3.4 days suitable for fieldwork in the week ending April 5, 2026. Topsoil moisture supply was rated 7 percent very short, 19 percent short, 62 percent adequate, and 12 percent surplus. Subsoil moisture supply was rated 10 percent very short, 26 percent short, 62 percent adequate, and 2 percent surplus. Corn planted was at 8 percent, compared to the 5-year average of 3 percent. Winter Wheat headed was at 1 percent, even with the 5-year average. Winter Wheat Condition was rated at 1 percent very poor, 8 percent poor, 32 percent fair, 55 percent good, and 4 percent excellent.

	WEEK ENDING			5 yr avg
	5/5/25	3/29/26	4/5/26	
Corn Planted	6	4	8	3
Winter Wheat Headed	2	-	1	1

WASDE

COARSE GRAINS: This month's 2025/26 U.S. corn outlook is unchanged relative to last month. Feed and residual use is unchanged at 6.2 billion bushels reflecting reported disappearance during the December-February quarter as indicated in the March 31 Grain Stocks report. Disappearance during the first half of the marketing year totaled 9.6 billion bushels, up over 1.0 billion from the same period a year ago. The season-average corn price received by producers is raised 5 cents to \$4.15 per bushel based on reported prices to date.

OILSEEDS: The outlook for U.S. soybean supply and use for 2025/26 includes higher crush, lower exports, and unchanged ending stocks. Soybean crush is raised 35 million bushels to 2.61 billion on increased soybean meal domestic use. Exports are reduced 35 million bushels to 1.54 billion on pace to date and higher South American shipments. Soybean ending stocks are unchanged at 350 million bushels. The U.S. season-average soybean price for 2025/26 is forecast at \$10.30 per bushel, up \$0.10. The soybean meal price is increased \$10 to \$310 per short ton and the soybean oil price is raised 4 cents to 59 cents per pound.

MISSOURI WEEKLY HAY SUMMARY 4/02/2026

March weather ended just as chaotic as it began. Records were set for both highs and lows, but when all was said and done the month averaged just a bit more than 7 degrees above normal. The warm weather got a few planters rolling prior to the rains this week. Fertilizer has been spread over many fields which has come at a very high cost unless producers pre-bought this year. Many Alfalfa producers have had to spray for weevils once and some thinking a second application may be required before first cutting. With the early growth it won't be long before wrappers come out and some baleage is being made. Hay supplies are moderate, and demand is moderate to light. Hay prices are steady to weak for the more common quality hay, higher end hay remains fully steady. The Missouri Department of Agriculture has a hay directory at <https://apps.mda.mo.gov/haydirectory> or visit the University of Missouri Extension feed stuff finder at <https://feedstufffinder.org>

- Alfalfa - Supreme 250.00-300.00, small square 10.00-15.00 per bale
- Alfalfa - Premium 175.00-225.00
- Alfalfa - Good 150.00-175.00, small square 6.00-10.00 per bale
- Alfalfa - Fair 125.00-150.00
- Mixed Grass—Premium 150.00-200.00
- Mixed grass - Good/Premium 100.00-150.00
- Mixed grass-Fair/Good 50.00-100.00, small square 2.25-7.00 per bale
- Mixed grass - Fair 20.00-40.00 per large round bale.

Please Note: The above volumes (tonnage, acres, and bales) listed are for confirmed trades only, it does not include estimated volume (tonnage) for bids or offers to the trade. List your hay for sale at: [Hay Listing Online Form](#). Explanation of Hay Quality Guidelines: [Hay Quality Designation Guidelines](#). Glossary of Terms: [Livestock, Poultry, & Grain Hay Terms](#)

MISSOURI WEEKLY SHEEP/GOAT AUCTION SUMMARY

Receipts: 2,623 Week Ago: 833 Last Year: 3,188

Sheep: Feeder Lambs: Medium and Large 1 40-45 lbs 330.00-385.00. Medium and Large 1 hair 20-30 lbs 415.00-430.00; 30-40 lbs 390.00-415.00; 40-50 lbs 395.00-415.00. Medium and Large 1-2 hair 20-30 lbs 350.00-385.00; 30-40 lbs 370.00-430.00; 40-50 lbs 360.00-390.00. Slaughter Classes: Lambs: Choice and Prime 1-3 woolled and shorn 60-75 lbs 380.00-385.00. Choice and Prime 1-3 hair 50-60 lbs 375.00-420.00; 60-70 lbs 375.00-405.00; 70-80 lbs 360.00-395.00; 80-90 lbs 360.00-385.00. Choice 1-3 hair 50-60 lbs 325.00-375.00; 60-70 lbs 335.00-375.00; 80-90 lbs 340.00-365.00. Ewes: Utility and Good 1-2 70-80 lbs 140.00-150.00; 165-180 lbs 140.00-145.00. Good 2-3 hair 120-130 lbs 210.00-220.00 per head. Utility and Good 1-3 hair 90-125 lbs 145.00-160.00. Bucks hair 150-185 lbs 165.00-250.00. Replacement Ewes: Medium 1-2 hair 2-4 yrs exp 100-115 lbs 162.50-172.50; 2-4 yrs exp 125-130 lbs 154.00.

Goats: Feeder Kids: Selection 1 25-40 lbs 400.00-450.00; 40-50 lbs 395.00-400.00, fancy 490.00. Selection 2 30-40 lbs 325.00-385.00; 40-50 lbs 310.00-385.00. Slaughter Classes: Kids: Selection 1 50-80 lbs 397.50-480.00. Selection 2 50-60 lbs 375.00-400.00; 60-75 lbs 330.00-380.00. Se;ectopm 3 pkg 54 lbs 280.00. Nannies Selection 1-2 pkg 59 lbs 260.00; 70-100 lbs 200.00-255.00; 100-140 lbs 165.00-225.00. Billies Selection 1-2 120-150 lbs 255.00-280.00. Replacement Nannies: Selection 1-2 2-4 yrs exp 75-95 lbs 255.00-275.00.

Explanatory Notes: Stage - Represents estimated lambing/kidding period (Open, Exp=exposed, Bred, Fall = Sep-Nov, Win = Dec-Feb, Spr = Mar-May, Sum=Jun-Aug; w/s = woolled and shorn; /hd= per head; /fam=per family
All price CWT unless otherwise noted.

MISSOURI DROUGHT MONITOR

Date	None	D0	D1	D2	D3	D4
4/07/26	56.62	23.08	12.36	7.23	0.70	0.01
3/31/26	21.49	46.42	22.84	8.63	0.61	0.01
4/08/25	63.04	33.83	3.13	0.0	0.0	0.0

Reflects percentage of Missouri impacted by drought. D0 Abnormally Dry; D1 Moderate Drought; D2 Severe Drought; D3 Extreme Drought; D4 Exceptional Drought

NATIONAL DIRECT DELIVERED FEEDER PIG REPORT

4/10/26 Receipts: 157,163 Week ago: 169,189 Year Ago: 57,924
Early weaned pigs and feeder pigs are steady.

Cash: 85,600 head 68.00-95.00, weighted average 80.99
Formula: 50,363 head 49.96-87.58, weighted average 63.36
Feeder pigs 40 pounds basis: Cash 21,800 head 120.00-140.00, weighted average 126.56

NATIONAL DAILY DIRECT PRIOR DAY HOG REPORTS 4/10/26

BARROWS AND GILTS (Carcass Basis): 682 head
Base Carcass Price 86.00-91.00, weighted average 89.96

SOWS (Live Basis): 6,865 head
300-500 lbs. 25.00-79.40
Over 500 lbs. 51.59-78.41

MISSOURI WEEKLY DIRECT SLAUGHTER CATTLE REPORT 4/10/26

Weekly Receipts: 240 Week ago: 480 Year ago: 320
Trading as of Friday morning is light to moderate with Flat dressed sales trading mostly 3.00-8.00 higher at 388.00. Grid dressed sales so far are inactive.

LIVE STEERS & HEIFERS: No sales reported.
DRESSED STEERS & HEIFERS: 6 loads Friday noon 388.00

GRADE AND EIGHT (Grid): No sales reported.

Click here for the current [National Crop Progress](#)
Click here for the current [Missouri Crop Progress](#)
The current hay directory can be found at: [Hay Directory](#).