

# Weekly Market Summary

Published by:  
**Missouri Department of Agriculture**  
**Ag Business Development Division**  
**Market News Program**



Chris Chinn, Director  
 Jill Wood, Division Director  
 Tony Hancock, Editor  
[agmarketnews.mo.gov](http://www.ams.usda.gov/marketnews.htm)  
<http://www.ams.usda.gov/marketnews.htm>

Michael Kehoe, Governor

Volume XLVI, Number 19 ♦ P.O. Box 630, Jefferson City, MO 65102 ♦ (573) 751-4211 ♦ Mon, May 11, 2026

## MISSOURI WEEKLY FEEDER CATTLE WEIGHTED AVERAGE REPORT

Feeder Cattle Receipts: 35,879 Week ago: 27,014 Year ago: 35,901  
 Steers and Heifers Medium and Large 1—Weighted average weights and prices

### STEERS: Medium and Large 1

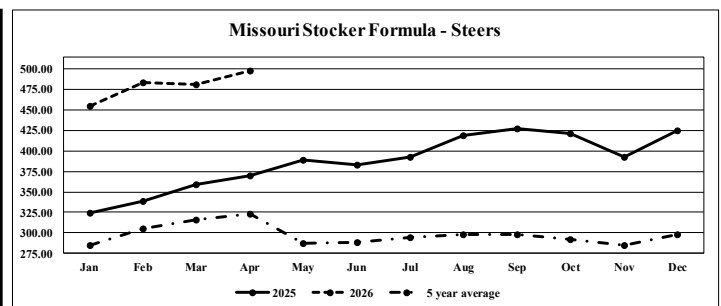
330 lbs. 679.42    519 lbs. 529.02    722 lbs. 408.31    918 lbs. 344.38  
 370 lbs. 644.30    572 lbs. 484.20    770 lbs. 387.45    968 lbs. 321.76  
 423 lbs. 591.18    621 lbs. 454.34    822 lbs. 365.62  
 472 lbs. 484.20    671 lbs. 428.71    867 lbs. 358.40

### HEIFERS: Medium and Large 1

328 lbs. 595.57    521 lbs. 466.85    723 lbs. 374.09  
 376 lbs. 559.88    569 lbs. 434.92    764 lbs. 346.83  
 422 lbs. 526.43    614 lbs. 411.22    814 lbs. 337.54  
 478 lbs. 486.14    683 lbs. 392.01    879 lbs. 318.17

## MISSOURI STEER (HEIFER) STOCKER FORMULA 5/11/2026

Monday's Missouri Stocker formula consists of **9,118 (6,991)** head with a weighted average weight of **536.64 (513.64)** lbs. and a price value of **499.47 (456.38)**, 2.06 higher (11.32 higher) than a week ago. This a rolling seven day calculated weighted value which combines all Feeder Steers reported by MDA/USDA Market News Service weighing from 400-649 lbs. in the Medium and Large 1 and Medium and Large 1-2 frame and muscle classifications, including all comment cattle except Brahman X. Heifer values are in parentheses.



\*Graph is updated the first Monday of each month. Axis value ranges may be updated to reflect data points.

## NATIONAL BOXED BEEF CUTOUT VALUES

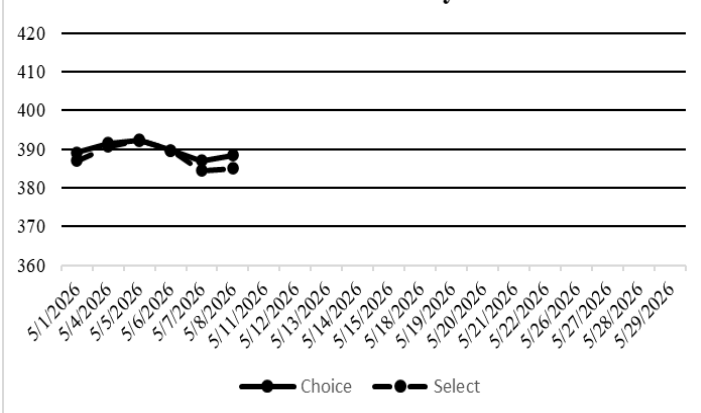
DATE	CHOICE	SELECT	TOTAL LOADS
5/04	391.56	390.60	104
5/05	392.34	392.24	109
5/06	389.62	389.63	107
5/07	386.94	384.42	107
5/08	388.39	385.01	120
5 Day Simple Average	389.77	388.38	

## MISSOURI WEEKLY CATTLE AUCTION SUMMARY

Total Receipts: 43,133 Week Ago: 32,014 Year Ago: 41,736

Compared to last week, feeders sold steady to 10.00 higher with heifer calves seeing the full increase in market this week. The supply of feeders was moderate to spots of heavy for this time of year. Calves continue to make up a majority of the offering, with flesh, shots, weaning, and quality are all still important to buyers, but in many cases, they have chose which factors they most want and peaks interest at the moment, as supplies overall remain tight. Cash prices continue to see an overall upward trend even with some bumps here and there due to media, rumors, and other noise that seems to be never ending. Aside from the far SE the state is in very good shape as far as pastures and moisture go currently. Most would like a few consecutive days of sunshine and dry to wrap up planting, replanting and getting some hay made. A few stick-out sales this week included: 55 head of 404 lb. steers at Windsor Livestock Auction that sold for 632.50, another 51 head of 506 lb. steers for 562.50. South Central Regional Stockyards sold 34 head of 568 lb. steers for 510.50 and 48 head of 713 lb. steers for 414.50. New Cambria Livestock 44 head of 471 lb. steers at New Cambria Livestock Auction sold 85 head of 613 lb. steers for 479.00. Lolli Brothers Livestock Market sold 34 head of 652 lb. steers for 459.00. Green City Livestock Market sold 25 head of 757 lb. steers for 420.00. Tina Livestock Market sold 61 head of 839 lb. steers for 376.35. Unionville Livestock Market sold 63 head of 897 lb. steers for 363.25. Kingsville Livestock Auction sold 241 head of 926 lb. steers for 360.50. On the heifer side Green City Livestock Auction sold 39 head of 512 lb. heifers at 508.00. Lolli Brothers Livestock Market sold 151 head of 702 lb. heifers for 384.50. Boxed beef cutout values closed lower for the week. Choice closed on Friday at 388.39, down 0.72 and select closed at 385.01, down 2.04 compared to last week. The choice/select spread is at 3.38 per cwt. Negotiated feedlot sales as of the 2:00 cutoff time on Friday afternoons report totaled just under 103K only the second week since Nov 2023 the weekly negotiated trade has exceeded 100K head. Prices were higher again this week with live sales at 256.00-260.00 and dressed sales 400.00-405.00. The Missouri Stocker formula consists of 9188 head with a weighted average weight of 536.64 lbs. and a price value of 498.47, 2.06 higher than last week. The steer/heifer spread narrowed by a good margin this week to 42.09.

## Boxed Beef Cuts May 2026



\*Axis value ranges may be updated to reflect data points.

## WEEKLY LIVESTOCK SLAUGHTER

	CATTLE	HOGS	SHEEP
Week to Date:	527,000	2,450,000	34,000
Last Week:	534,000	2,446,000	33,000
Last Year:	560,823	2,431,585	36,326

The Weekly Market Summary, as well as historical summaries, are available on our website <https://agmarketnews.mo.gov/summaries>  
 Market News Hotline: 1-573-522-9244  
 Check out the latest updates on our YouTube Channel: [MDA Market News](https://www.youtube.com/channel/UC...)

**SOUTHWEST MISSOURI WEEKLY SUMMARY**

(Joplin, Springfield, Exeter)

Receipts: 11,668 Week ago: 10,696 Year Ago: 11,226

Compared to last week, feeders were mixed, most weights and classes sold steady to 12.00 higher, spots under 600 lbs as much as 25.00 higher and a few spots that were lower due to quality or fewer offerings. Slaughter cows sold steady to 8.00 higher.

**FEEDER STEERS:**  
Medium and Large 1

300-400 lbs.	600.00-740.00
400-500 lbs.	530.00-632.00
500-600 lbs.	457.00-559.00
600-700 lbs.	406.00-470.00
700-800 lbs.	377.00-429.00
800-900 lbs.	355.00-374.00
900-1000 lbs.	321.00-340.00

**FEEDER HEIFERS:**  
Medium and Large 1

300-400 lbs.	540.00-655.00
400-500 lbs.	465.00-595.00
500-600 lbs.	405.00-502.00
600-700 lbs.	372.00-443.00
700-800 lbs.	340.00-405.00
800-900 lbs.	314.00-337.00
900-1000 lbs.	308.00-315.00

**FEEDER HOLSTEIN STEERS**  
Large 3

Scarce

**SLAUGHTER COWS:** Breaking and Boning (70-85% lean) 165.00-187.00, high dressing 180.00-197.00, low dressing 135.00-172.00; Lean (85-90%) 145.00-172.00, high dressing 164.00-184.00, low dressing 120.00-147.00

**SLAUGHTER BULLS:** Yield Grade 1-2 1175-2425 lbs. 207.00-228.00; high dressing 227.00-250.00; low dressing 180.00-205.00

**BRED COWS:** Medium and Large 1, 1010-1410 lbs., 2-4 yrs., 2nd-3rd stage, 3650.00-4000.00, 2-8 yrs., 2nd-3rd stage, 3400.00-4200.00 per head;

**COW CALF PAIRS:** Medium and Large 1 with 150-300 lb. calves, 2-8 yrs., Open, 4850.00-5000.00 per pair.

Medium and Large 1-2, 730-1615 lbs 2-8 yrs, 1st stage, 2150.00-3250.00, 2nd-3rd stage 2500.00-3550.00; Over 8 yrs., 2nd-3rd stage 2300.00-3400.00 per head

**BRED HEIFERS:** Medium and Large 1, 1050-1125 lbs., 2-4 yrs., 2nd-3rd stage, 3700.00-3850.00 per head.

**SOUTH CENTRAL MISSOURI WEEKLY SUMMARY**

(West Plains, Phillipsburg)

Receipts: 3,954 Week ago: 2,680 Year Ago: 5,229

Compared to last week, feeders were mixed with early week sales 3.00-15.00 higher, late week 5.00-15.00 lower. Slaughter cows 1.00-6.00 higher.

**FEEDER STEERS:**  
Medium and Large 1

300-400 lbs.	590.00-677.50
400-500 lbs.	517.50-615.00
500-600 lbs.	459.00-560.00
600-700 lbs.	415.00-485.00
700-800 lbs.	375.00-407.50
800-900 lbs.	340.00-355.00

**FEEDER HEIFERS:**  
Medium and Large 1

300-400 lbs.	535.00-612.50
400-500 lbs.	470.00-555.00
500-600 lbs.	420.00-492.50
600-700 lbs.	365.00-415.00
800-900 lbs.	320.00-330.50

**FEEDER HOLSTEIN STEERS:**  
Large 3

Scarce

**SLAUGHTER COWS:** Breaking and Boning (70-85% lean) 169.00-185.00; high dressing 179.00-190.00; low dressing 148.00-170.00. Lean (85-90%) 144.00-167.00, high dressing 168.00-176.00, low dressing 121.00-149.00

**SLAUGHTER BULLS:** Yield Grade 1-2 1260-2125 lbs. 200.00-226.00; high dressing 224.00-250.00; low dressing 153.00-198.00

**BRED COWS:** Medium and Large 1-2, 820-1515 lbs., 2-8 yrs., 2nd-3rd stage, 2400.00-3500.00 per head.

**BRED HEIFERS:** Medium and Large 1, 2-4 yrs., 2nd-3rd stage, 3300.00-3650.00 per head.

**WEST CENTRAL MISSOURI WEEKLY SUMMARY**

(Kingsville, Windsor, Butler, Osceola)

Receipts: 9,395 Week ago: 6,486 Year ago: 6,381

Compared to last week, feeders sold mostly steady to 10.00 higher. a few late week sales 5.00-15.00 lower. Slaughter cows sold 3.00 lower to 10.00 higher.

**FEEDER STEERS:**  
Medium and Large 1

300-400 lbs.	610.00-695.00
400-500 lbs.	504.00-635.00
500-600 lbs.	442.00-562.50
600-700 lbs.	408.00-469.00
700-800 lbs.	355.00-424.00
850-900 lbs.	360.50-363.50
900-950 lbs.	346.00-360.50

**FEEDER HEIFERS:**  
Medium and Large 1

300-400 lbs.	510.00-640.00
400-500 lbs.	455.00-570.00
500-600 lbs.	404.00-485.00
600-700 lbs.	370.00-435.00
700-800 lbs.	338.00-380.00
800-900 lbs.	312.50-323.50

**SLAUGHTER BULLS:** Yield Grade 1-2 1150-2395 lbs. 206.00-240.00, high dressing 239.00-267.00, low dressing 151.00-204.00

**SLAUGHTER COWS:** Breaking and Boning (70-85% lean) 162.00-194.00, high dressing 182.00-202.00, low dressing 150.00-186.00; Lean (85-90%) 146.00-179.00, high dressing 165.00-187.00; low dressing 128.00-157.00

**BRED HEIFERS** Medium and Large 1, under 2 yrs., 2nd stage, 4450.00-4600.00

**COW CALF PAIRS:** Medium and Large 1-2 with 150-300 lb. calves, 5-8 yrs., Open, 3850.00-4400.00

**NORTHEAST MISSOURI WEEKLY SUMMARY**

(Bowling Green, Kingdom City, Palmyra)

Receipts: 6,261 Week ago: 4,616 Year ago: 6,080

Compared to last week, steers and heifers under 700 lbs steady to 15.00 higher, over firm to 3.00 higher. Slaughter cows steady o firm.

**FEEDER STEERS:**  
Medium and Large 1

400-500 lbs.	530.00-627.50
500-600 lbs.	465.00-542.00
600-700 lbs.	414.00-499.00
Load 784 lbs.	376.10
800-850 lbs.	357.00-360.00
56 hd. 938 lbs.	342.50-354.00

**FEEDER HEIFERS:**  
Medium and Large 1

400-500 lbs.	470.00-548.00
500-600 lbs.	420.00-480.00
600-700 lbs.	406.00-435.00

**SLAUGHTER BULLS:** Yield Grade 1-2 1335-2300 lbs. 198.00-217.00; high dressing 218.00-245.00; low dressing 180.00-187.00.

**SLAUGHTER COWS:** Breaking and Boning, (70-85% lean) 167.00-181.00; high dressing 180.00-192.00. Lean (85-90%) 154.00-171.00; low dressing 132.00-159.00

**SLAUGHTER STEERS:** Choice 2 -3, 250.00-256.50; Select and Choice 1-3, 245.00-250.50

**SLAUGHTER HEIFERS:** Choice 2-3, 247.50-257.00, Select and Choice 1-3, 248.00-248.50

**BRED COWS:** Medium and Large 1 2-8 yrs 1075-1400 lbs 2nd stage 3950.00-4400.00, few up to 4650.00 per head.

**HEIFER PAIRS:** Medium and Large 1 & 1-2 900-1200 lbs 1 1/2-4 yrs baby calves 5400.00-6300.00 per pair.

**NORTH CENTRAL MISSOURI WEEKLY SUMMARY**

(Macon, Unionville, Green City, New Cambria)

Receipts: 5,833 Week ago: 2,995 Year ago: 5,299

Compared to last week feeders sold steady to 10.00 higher, slaughter cows sold with firm to higher undertones.

\*Some sale barns on a bi-weekly schedule and may not have a sale each week.

**FEEDER STEERS:**  
Medium and Large 1

400-500 lbs.	542.50-622.50
500-600 lbs.	450.00-565.00
600-700 lbs.	411.00-479.00
700-800 lbs.	412.50-434.00
850-900 lbs.	354.00-368.50

**FEEDER HEIFERS:**  
Medium and Large 1

400-500 lbs.	453.00-552.50
500-600 lbs.	423.00-508.00
600-700 lbs.	380.00-432.50
700-800 lbs.	350.00-384.50
71 hd. 805 lbs.	359.75

**SLAUGHTER BULLS:** Yield Grade 1-2, 1450-2180 lbs., 202.00-238.00, high dressing 223.00-245.00

**SLAUGHTER COWS:** Breaking and Boning (70-85% lean) 154.00-184.00, high dressing 178.00-191.00; Lean (85-90%) 146.00-168.00, high dressing 168.00-185.00,

**BRED COWS:** Medium and Large 1-2, 1260-1340 lbs., 2-8 yrs., 2nd stage, 3975.00-4100.00

**HEIFER PAIRS:** Medium and Large 1 with <150 lb. calves, Under 2 yrs., Open, 5600.00

**SOUTHEAST MISSOURI WEEKLY SUMMARY**

(Jackson and Farmington)

Receipts: 1,440 Week ago: 756 Year ago: 2,735

Compared to last week, feeders sold 6.00-27.00 higher, except 4 wts. mixed 8.00 lower to 6.00 higher. Slaughter cows 3.00-4.00 higher, bulls sold 10.00-20.00 higher.

**FEEDER STEERS:**  
Medium and Large 1

300-400 lbs. 600.00-665.00  
400-500 lbs. 477.00-620.00  
500-600 lbs. 442.00-555.00  
600-700 lbs. 395.00-449.00  
352.00-376.00

**FEEDER HEIFERS:**  
Medium and Large 1

300-400 lbs. 475.00-590.00  
400-500 lbs. 400.00-545.00  
500-600 lbs. 397.00-490.00  
600-700 lbs. 335.00-413.00

**SLAUGHTER BULLS:** Yield Grade 1-2, 1450-2300 lbs., avg dressing 180.00-185.00; high dressing, 200.00-241.00

**SLAUGHTER COWS:** Breaking and Boning (75-85% lean) 150.00-159.50; high dressing 161.50-190.50; Lean (85-90% lean) 127.00-142.00

**BRED COWS:** Medium and Large 2, 2-8 yrs, 1010-1450 lbs, 2nd-3rd stage, 2600.00-3600.00 per head

**COW & CALF PAIRS:** Scarce

**EAST CENTRAL MISSOURI WEEKLY SUMMARY**

(Cuba, Vienna)

Receipts: 2,721 Week ago: 1,887 Year ago: 2,964

Compared to last week, feeder steers sold steady to 5.00 higher, heifers sold steady to 10.00 higher. Slaughter cows sold steady to 4.00 higher.

**FEEDER STEERS:**  
Medium and Large 1

300-400 lbs. 600.00-725.00  
400-500 lbs. 526.00-613.00  
500-600 lbs. 447.50-558.00  
600-700 lbs. 416.00-474.50  
700-800 lbs. 400.25-430.00

**FEEDER HEIFERS:**  
Medium and Large 1

300-400 lbs. 525.00-616.00  
400-500 lbs. 467.50-546.00  
500-600 lbs. 415.00-500.00  
600-700 lbs. 407.50-431.50  
700-750 lbs. 348.00-350.00

**SLAUGHTER BULLS:** Yield grade 1-2, 1385-2050 lbs., 210.00-232.00; high dressing 234.00; low dressing 170.00-188.00

**SLAUGHTER COWS:** Breaking and Boning, (70-85% lean) 168.00-185.00, high dressing 182.50-187.50; Lean (85-90%) 153.50-167.00, low dressing 132.00-149.00

**BRED COWS:** Medium and Large 1-2, 805-1470 lbs., 2-8 yrs., 1st-3rd, 2650.00-3525.00 per head

**COW CALF PAIRS:** Scarce

**NORTHWEST MISSOURI WEEKLY SUMMARY**

(Tina)

Receipts: 1,861 Week ago: 1,898 Year ago: 1,822

Compared to last week, feeder steers and heifers sold mostly 3.00-8.00 higher on comparable weights. Slaughter cows and bulls traded steady.

**FEEDER STEERS:**  
Medium and Large 1

300-350 lbs. 635.00-662.50  
400-500 lbs. 557.00-605.00  
500-600 lbs. 476.00-548.00  
600-700 lbs. 422.50-466.00  
76 hd. 763 lbs. 402.10  
800-900 lbs. 362.50-376.35

**FEEDER HEIFERS:**  
Medium and Large 1

300-400 lbs. 570.00-650.00  
400-500 lbs. 477.50-547.50  
500-600 lbs. 430.00-499.00  
600-700 lbs. 374.00-425.00  
700-800 lbs. 344.00-369.00

**SLAUGHTER BULLS:** Yield Grade 1-2, 1210-2310 lbs., 205.00-220.50, low dressing 185.00-203.00

**SLAUGHTER COWS:** Breaking and Boning, (70-85% lean) 164.00-183.00, high dressing 179.50-191.00; Lean (85-90%) 150.00-171.00, high dressing 170.00-183.00, low dressing 130.00-147.00

**BRED COWS:** Scarce

**COW CALF PAIRS:** Medium and Large 1 with 150-300 lb. calves, 2-4 yrs., Open, 5950.00

**AFTERNOON NATIONAL SLAUGHTER CATTLE REVIEW**

So far for Friday, negotiated cash trade has been light on moderate demand in Nebraska and the Western Cornbelt. Compared to Thursday in Nebraska, live purchases have been unevenly steady at 260.00. The last established dressed market was Thursday from 402.00-405.00, mostly 402.00. Compared to Thursday in the Western Cornbelt, live purchases have been steady at mostly 260.00. The last established dressed market was Thursday from mostly 400.00-403.00. Negotiated cash trade has been inactive on light demand in the Southern Plains. The last established market test in the Texas Panhandle was Thursday with live purchases at mostly 256.00. The last established market test in Kansas was Thursday with live purchases from 256.00-260.00.

**Negotiated Cash Sales:**

<b>Confirmed:</b>	7,685	<b>Week Ago:</b>	1,278	<b>Year Ago:</b>	6,427
<b>Week to date:</b>	102,811	<b>Week Ago:</b>	89,306	<b>Year Ago:</b>	80,312

<b>Live Basis</b>	<b>Steers</b>	<b>Heifers</b>
<b>Over 80% Choice</b>	257.50 - 260.00 avg 259.90	257.50 - 260.00 avg 259.83
<b>65-80% Choice</b>	-	-
<b>35-65% Choice</b>	-	-
<b>0-35% Choice</b>	-	-
<b>Total All Grades</b>	257.50 - 260.00 avg 259.90	257.50 - 260.00 avg 259.83
<b>Dressed Basis</b>		
<b>Over 80% Choice</b>	405.00 - 405.00 avg 405.00	405.00 - 405.00 avg 405.00
<b>65-80% Choice</b>	-	-
<b>35-65% Choice</b>	-	-
<b>0-35% Choice</b>	-	-
<b>Total All Grades</b>	405.00 - 405.00 avg 405.00	405.00 - 405.00 avg 405.00

<b>All Beef Type Steers/Heifers</b>	<b>Head</b>	<b>Avg Wt</b>	<b>Price Range</b>	<b>Wtd Avg</b>
Live FOB	6,229	1,487.7	257.00-261.00	259.80
Live Del	196	1,528.6	262.00-262.00	262.00
Dressed Del	1,190	955.4	400.00-405.00	404.62
Dressed FOB	70	953.0	400.00-400.00	400.00

**WEEKLY COMMODITY FUTURES TRENDS**

Compared to last week, Live Cattle 3.72 to 4.40 lower, Lean Hogs 2.58 lower to 1.17 higher, Feeder Cattle 4.03 to 9.10 lower.

**Daily Futures Closes**

	Mon.	Tues.	Wed.	Thu.	Fri.
<b>Cattle</b>					
Jun	251.75	253.22	253.47	250.05	248.90
Aug	246.17	248.35	248.90	245.90	244.10
Oct	240.45	243.22	243.72	239.97	238.30
Dec	239.87	242.80	243.05	239.20	237.52
Feb	240.00	242.90	242.90	238.97	237.45
<b>Lean Hogs</b>					
May	91.62	92.80	91.70	91.50	90.87
Jun	99.75	101.42	99.70	99.37	98.62
Jul	101.82	103.52	102.25	102.95	103.20
Aug	102.40	104.20	103.30	104.10	104.42
Oct	88.45	90.20	89.50	89.77	90.42
<b>Fdr Cattle</b>					
May	366.60	371.82	372.40	366.32	367.37
Aug	366.60	372.30	373.05	366.17	364.22
Sep	364.80	370.37	371.30	364.65	362.22
Oct	362.57	368.02	368.85	362.32	359.80
Nov	359.80	365.15	365.87	359.37	356.72
<b>Milk</b>					
May	16.94	17.01	17.14	17.05	16.95
Jun	17.21	17.29	17.57	17.47	17.33
Jul	17.81	17.89	18.18	18.14	18.03

**WEEKLY COMMODITY GRAIN FUTURES TRENDS**

Compared to last week, Soybeans 0.05 to 0.08 higher, Wheat 0.17 to 0.19 lower, Corn 0.05 to 0.12 lower, KC Wheat 0.10 to 0.21 lower, Soybean Meal 0.40 to 2.30 higher.

**Daily Grain Futures Closes**

	Mon.	Tues.	Wed.	Thu.	Fri.
<b>Soybeans</b>					
May	1207 1/2	1195 3/4	1179	1177	1194 1/4
Jul	1222 3/4	1211 1/2	1194 3/4	1192 1/4	1208
Aug	1216	1205	1189	1186 3/4	1202 3/4
Sep	1192 1/2	1184 1/4	1169	1167	1184 3/4
Nov	1196 3/4	1189 1/2	1175 1/2	1173 1/2	1189 1/2
<b>Wheat</b>					
May	629 1/2	616 1/2	606	601 3/4	607 1/2
Jul	641	627 3/4	617 1/4	612 1/4	619
Sep	656 1/2	643 1/4	632 3/4	627 1/4	634
Dec	677 1/2	665	654	648 1/4	655
Mar	695 1/4	684	672 3/4	666 1/2	672 1/2
<b>Corn</b>					
May	473 3/4	465 1/2	452 3/4	452 3/4	456 1/4
Jul	485 3/4	480	468 1/2	467 1/2	471 1/4
Sep	490 1/2	485 1/2	475	474 1/4	477 3/4
Dec	504 1/2	500 1/2	490	489 1/2	493 1/2
Mar	517 1/4	513 1/2	503 1/4	502 3/4	507
<b>KC Wheat</b>					
May	682 1/2	677 1/4	675 3/4	654 3/4	672 1/2
Jul	694 1/2	690	687	667 1/4	675 3/4
Sep	706 1/2	701 1/4	698 1/2	678 3/4	686 1/2
Dec	721 1/4	715 3/4	712 3/4	693 1/4	701
Mar	732 3/4	727	724	704	712 1/4
<b>SB Meal</b>					
May	320.70	322.60	319.80	321.30	322.50
Jul	320.90	320.40	317.30	318.90	319.70
Aug	317.00	315.50	313.90	314.90	316.00
Sep	314.10	312.40	311.60	311.90	313.40
Oct	311.70	310.30	309.60	309.50	311.50

**MISSOURI GRAIN WEEKLY TRENDS**

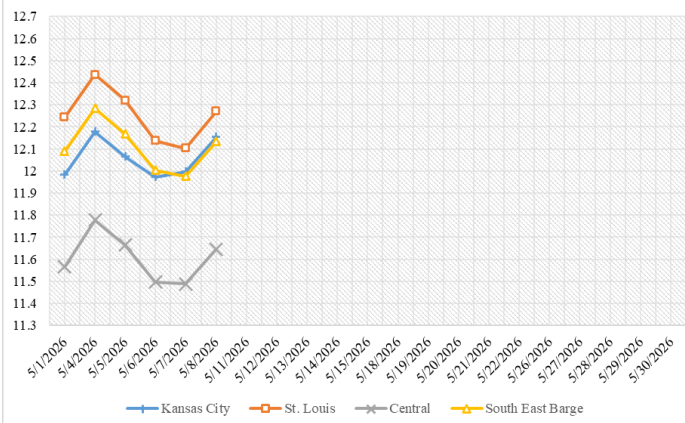
Compared to last week, Soybeans 0.02 to 0.20 higher, Wheat 0.16 to 0.18 lower, Corn 0.07 to 0.14 lower.

Area	#1 Soybeans	#2 Soft Wheat	#2 Corn	#2 Grain Sorghum
<b>Kansas City</b>				
Friday**	11.73-12.23	—	4.80	—
Monday	11.92-12.42	—	4.85	—
Tuesday	11.81-12.31	—	4.80	—
Wednesday	11.64-12.29	—	4.68	—
Thursday	11.72-12.27	—	4.67	—
Friday	11.88-12.43	—	4.71	—
<b>St. Louis</b>				
Friday**	12.24	6.27-6.35	5.04-5.07	—
Monday	12.43	6.31-6.39	5.09	—
Tuesday	12.31-12.32	6.17-6.25	5.04	—
Wednesday	12.12-12.14	6.07-6.17	4.88-4.89	—
Thursday	12.01	6.02-6.12	4.86-4.89	—
Friday	12.26-12.28	6.09-6.19	4.92-4.93	—
<b>Central</b>				
Friday**	11.48-11.63	5.97-6.02	4.40-4.45	—
Monday	11.72-11.82	6.01-6.06	4.45-4.50	—
Tuesday	11.61-11.71	5.87-5.92	4.40-4.45	—
Wednesday	11.44-11.54	5.77-5.82	4.28-4.33	—
Thursday	11.47-11.52	5.72-5.77	4.27-4.37	—
Friday	11.63-11.68	5.79-5.84	4.31-4.36	—
<b>S.E. MO</b>				
Friday**	11.88-12.26	—	5.02-5.05	—
Monday	12.07-12.45	—	5.05-5.10	—
Tuesday	11.96-12.34	—	5.00-5.05	—
Wednesday	11.79-12.17	—	4.85-4.93	—
Thursday	11.77-12.15	—	4.82-4.92	—
Friday	11.93-12.31	—	4.86-4.96	—

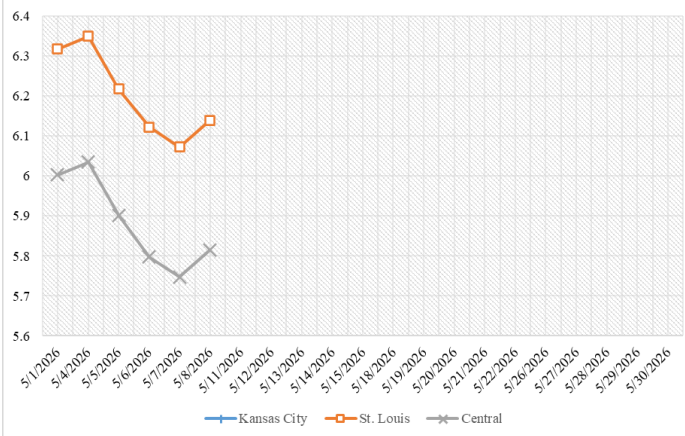
(PRICES PER BUSHEL) \*NEW CROP \*\*PREVIOUS WEEK'S PRICES  
\*Bids calculated using Kansas City, St. Louis, and St. Joseph bids

**MONTHLY GRAIN CROP**

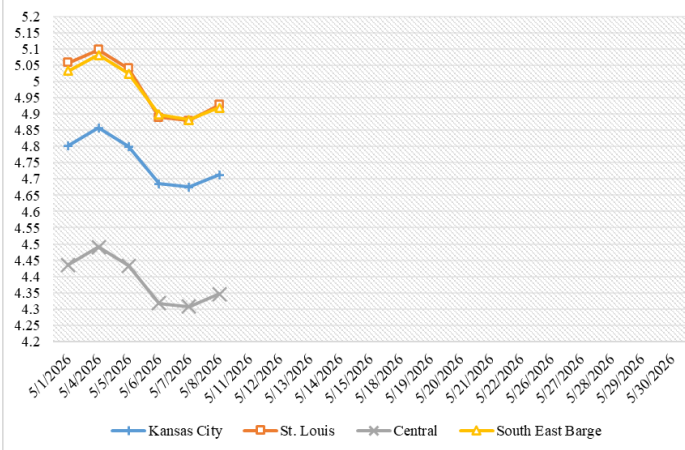
**May 2026 Soybean Bids**



**May 2026 Wheat Bids**



**May 2026 Corn Bids**



\*Axis value ranges may be updated to reflect data points.  
Only dates in which markets are trading and only current cash bids are represented.

**WHOLESALE FEEDSTUFFS PRICES  
(DOLLARS PER TON-BULK BASIS)**

Area	Soybean Hulls	Soybean Meal 46.5-48%	Corn Gluten Pellets 21%	Wheat Middlings
Kansas City	97.50	327.60	239.00	111.67
St. Louis	N/A	N/A	213.00	107.50

## CROP PROGRESS

There were 3.3 days suitable for fieldwork in the week ending May 03, 2026. Topsoil moisture supply was rated 1 percent very short, 4 percent short, 77 percent adequate, and 18 percent surplus. Subsoil moisture supply was rated 2 percent very short, 9 percent short, 81 percent adequate, and 8 percent surplus. Pasture and Range Condition was rated at 0 percent very poor, 2 percent poor, 22 percent fair, 70 percent good and 6 percent Excellent. Corn planted was at 51 percent, compared to the 5-year average of 57 percent. Corn Emerged was at 32 percent compared to the 5-year average of 28 percent. Soybeans planted was at 30 percent complete, compared to the 5-year average of 23 percent. Soybeans emerged was at 16 percent, compared to the 5 year average of 8 percent. Winter Wheat headed was at 70 percent, ahead of the 5-year average of 39 percent. Winter Wheat Condition was rated at 1 percent very poor, 2 percent poor, 25 percent fair, 63 percent good, and 9 percent excellent. Hay cutting excluding alfalfa was at 2 percent complete. First cutting of Alfalfa was at 1 percent complete even with the 5-year average.

	WEEK ENDING			
	5/03/25	4/26/26	5/3/26	5 yr avg
Corn Planted	53	40	51	57
Corn Emerged	29	19	32	28
Soybean Planted	28	22	30	23
Soybeans Emerged	8	9	16	8
Winter Wheat Headed	45	44	70	39
Hay Alfalfa 1st	1	-	1	1
Hay Excl. Alfalfa	0	-	2	0

### MISSOURI WEEKLY HAY SUMMARY 4/29/2026

Heavy rains and some severe weather over the last couple of weeks here in Missouri. As of the latest drought monitor, near 83 percent of the state is drought free. The SE corner, especially the bootheel area, still of the most concern. Farmers have made decent progress planting over the last two weeks, but many low areas did end up underwater and some replanting will have to occur. Haying has started with some wheat, rye and such being wrapped. Weather hasn't given enough consecutive days for much else but there is a touch of new crop alfalfa that has been baled. Thus far the market on new crop hay hasn't really been tested. High fuel cost doesn't really encourage for much trucking at this time either. Hay prices are steady. Demand is light and supplies are moderate. The Missouri Department of Agriculture has a hay directory at <https://apps.mda.mo.gov/haydirectory> or visit the University of Missouri Extension feed stuff finder at <https://feedstufffinder.org>

Alfalfa - Supreme 250.00-300.00, small square 10.00-15.00 per bale  
 Alfalfa - Premium 175.00-225.00  
 Alfalfa - Good 150.00-175.00, small square 6.00-10.00 per bale  
 Alfalfa - Fair 125.00-150.00

Mixed Grass—Premium 150.00-200.00  
 Mixed grass - Good/Premium 100.00-150.00  
 Mixed grass-Fair/Good 50.00-100.00, small square 2.25-7.00 per bale  
 Mixed grass - Fair 20.00-40.00 per large round bale.

Please Note: The above volumes (tonnage, acres, and bales) listed are for confirmed trades only, it does not include estimated volume (tonnage) for bids or offers to the trade. List your hay for sale at: [Hay Listing Online Form](#). Explanation of Hay Quality Guidelines: [Hay](#)

## MISSOURI WEEKLY SHEEP/GOAT AUCTION SUMMARY

Receipts: 7,143 Week Ago: 2,314 Last Year: 4,720

**Sheep:** Feeder Lambs: Small and Medium 1-2 hair 20-30 lbs 385.00-482.00; 30-40 lbs 325.00-419.00; 40-50 lbs 320.00-365.00. Slaughter Lambs: Choice and Prime 1-3 woolled and shorn 50-100 lbs 335.00-380.00. Choice and Prime 1-3 hair 50-80 lbs 337.50-405.00; 80-100 lbs 350.00-415.00; 100-120 lbs 340.00-395.00. Choice 1-2 hair 50-90 lbs 300.00-357.50. Ewes: Utility and Good 1-3 120-150 lbs 135.00-165.00. Good 2-3 hair 80-100 lbs 180.00-205.00; 100-135 lbs 175.00-210.00. Utility and Good 1-3 hair 70-100 lbs 140.00-170.00; 100-150 lbs 135.00-174.00. Bucks 1-2 hair 100-150 lbs 150.00-300.00; 150-200 lbs 167.50-425.00. Replacement Ewes: Small and Medium 1-2 hair sold per head. Less than a year old open 35-45 lbs 165.00-210.00. 1-2 yr olds exp 70-90 lbs 260.00-375.00. 2-4 yrs exp 85-135 lbs 230.00-345.00. 4-6 yrs exp 100-110 lbs 250.00-275.00.

**Goats:** Feeder Kids: Selection 1 20-30 fancy 646.00-674.00; 30-50 lbs 400.00-530.00. Selection 2 20-50 lbs 305.00-405.00. Selection 3 20-50 lbs 250.00-300.00. Slaughter Kids: Selection 1 50-60 lbs 425.00-555.00; 60-70 lbs 445.00-530.00; 70-80 lbs 405.00-505.00; 90-135 lbs 415.00-465.00. Selection 2 50-60 lbs 300.00-425.00; 60-80 lbs 300.00-380.00. Selection 3 60-70 lbs 250.00-300.00. Nannies Selection 1-2 50-150 lbs 190.00-285.00. Billies Selection 1-2 100-200 lbs 185.00-360.00. Wethers Selection 1-2 80-90 lbs 375.00-460.00; 90-150 lbs 300.00-395.00. Wether Kids Selection 150-60 lbs 510.00-570.00; 60-80 lbs 440.00-450.00. Replacement Nannies Selection 1-2 1-2 yrs exp 100-115 lbs 315.00. 2-4 yrs bred or exp 80-125 lbs 255.00-315.00.

Explanatory Notes: Stage - Represents estimated lambing/kidding period (Open, Exp=exposed, Bred, Fall = Sep-Nov, Win = Dec-Feb, Spr = Mar-May, Sum=Jun-Aug; w/s = woolled and shorn; /hd= per head; /fam=per family  
 All price CWT unless otherwise noted.

### MISSOURI DROUGHT MONITOR

Date	None	D0	D1	D2	D3	D4
5/5/26	81.84	18.16	13.35	9.49	4.32	0.00
4/28/26	82.94	17.06	11.29	9.49	4.32	0.00
5/6/25	81.37	18.63	0.00	0.00	0.00	0.00

Reflects percentage of Missouri impacted by drought. D0 Abnormally Dry; D1 Moderate Drought; D2 Severe Drought; D3 Extreme Drought; D4 Exceptional Drought

### NATIONAL DIRECT DELIVERED FEEDER PIG REPORT

5/08/26 Receipts: 168,444 Week ago: 142,214 Year Ago: 144,370  
 Early weaned pigs are mostly steady to weak and feeder pigs are 4.00 lower.

Cash: 102,966 head, 64.00-89.00, weighted average 77.08

Formula: 50,882 head, 48.27-84.41, weighted average 62.44

Feeder pigs 40 pounds basis: Cash 14,596 head, 90.00-124.00, weighted average 108.55

### NATIONAL DAILY DIRECT PRIOR DAY HOG REPORTS 5/08/26

**BARROWS AND GILTS (Carcass Basis):** 513 head  
 Base Carcass Price 89.00-93.00, weighted average 90.70

**SOWS (Live Basis):** 6,838 head  
 300-500 lbs. 25.00-77.00  
 Over 500 lbs. 45.00-72.00

### MISSOURI WEEKLY DIRECT SLAUGHTER CATTLE REPORT 5/08/26

Weekly Receipts: 280 Week ago: 560 Year ago: 320  
 Trade so far Friday morning is light to moderate with Flat dressed sales trading steady on early sales at 400.00, moving 5.00 higher on Thursday afternoon at 405.00. Grid dressed sales are inactive.

**LIVE STEERS & HEIFERS:**  
 No sales reported.

**DRESSED STEERS & HEIFERS:**  
 4 loads early Wednesday 400.00 Flat  
 Thursday afternoon 405.00 Flat

**GRADE AND EIGHT (Grid):** No sales reported.

Click here for the current [National Crop Progress](#)  
 Click here for the current [Missouri Crop Progress](#)  
 The current hay directory can be found at: [Hay Directory](#).