

Weekly Market Summary

Published by:
Missouri Department of Agriculture
Ag Business Development Division
Market News Program



Chris Chinn, Director
 Jill Wood, Division Director
 Tony Hancock, Editor
<http://www.ams.usda.gov/marketnews.htm>
<http://www.ams.usda.gov/marketnews.htm>

Michael Kehoe, Governor

Volume XLVI, Number 20 ♦ P.O. Box 630, Jefferson City, MO 65102 ♦ (573) 751-4211 ♦ Mon, May 18, 2026

MISSOURI WEEKLY FEEDER CATTLE WEIGHTED AVERAGE REPORT

Feeder Cattle Receipts: 32,755 Week ago: 35,879 Year ago: 32,482
 Steers and Heifers Medium and Large 1—Weighted average weights and prices

STEERS: Medium and Large 1

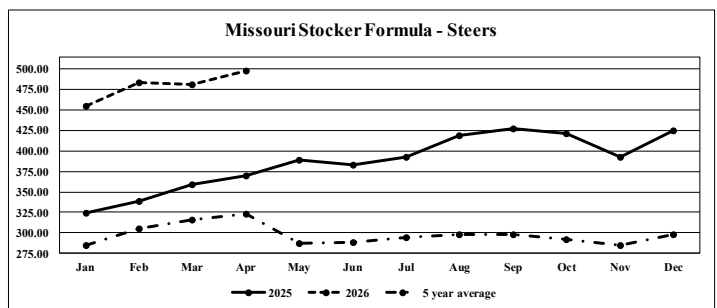
325 lbs. 646.66	520 lbs. 518.56	725 lbs. 400.18	925 lbs. 339.80
380 lbs. 628.02	571 lbs. 473.23	769 lbs. 378.40	1013 lbs. 316.00
421 lbs. 579.64	621 lbs. 446.13	823 lbs. 357.90	
480 lbs. 535.37	673 lbs. 418.95	881 lbs. 351.06	

HEIFERS: Medium and Large 1

327 lbs. 584.32	520 lbs. 447.38	722 lbs. 361.45	932 lbs. 299.79
379 lbs. 548.36	575 lbs. 422.63	759 lbs. 346.75	
421 lbs. 516.64	619 lbs. 395.03	815 lbs. 332.75	
472 lbs. 482.44	680 lbs. 371.59	866 lbs. 323.27	

MISSOURI STEER (HEIFER) STOCKER FORMULA 5/18/2026

Monday's Missouri Stocker formula consists of **8,722 (6,214)** head with a weighted average weight of **542.83 (523.33)** lbs. and a price value of **483.21 (436.41)**, 15.26 lower (19.97 lower) than a week ago. This a rolling seven day calculated weighted value which combines all Feeder Steers reported by MDA/USDA Market News Service weighing from 400-649 lbs. in the Medium and Large 1 and Medium and Large 1-2 frame and muscle classifications, including all comment cattle except Brahman X. Heifer values are in parentheses.



*Graph is updated the first Monday of each month. Axis value ranges may be updated to reflect data points.

NATIONAL BOXED BEEF CUTOUT VALUES

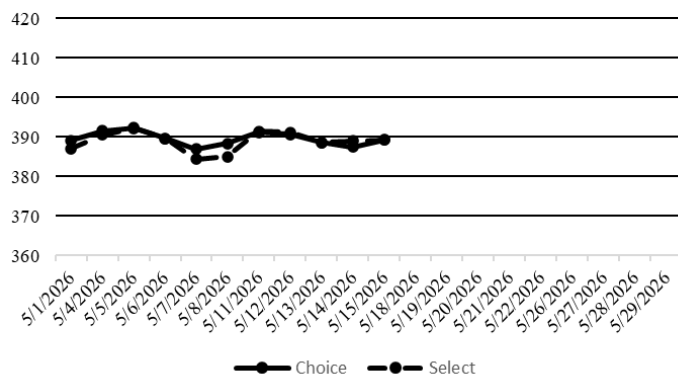
DATE	CHOICE	SELECT	TOTAL LOADS
5/11	391.22	391.49	102
5/12	390.73	391.27	96
5/13	388.68	388.58	118
5/14	387.45	389.00	99
5/15	389.25	389.25	103
5 Day Simple Average	389.47	389.92	

MISSOURI WEEKLY CATTLE AUCTION SUMMARY

Total Receipts: 41,730 Week Ago: 43,133 Year Ago: 39,366

Compared to last week, feeders sold 5.00-15.00 lower. The supply of feeders was moderate. Demand was moderate to good although buyers showed more caution this week and were more selective with calves showing extra flesh. Media and geo-political issues caused a lot of uncertainty and nervousness in the markets this week. The weather finally gave the state several consecutive days for field work, many wrapped up planting and took care of spraying. There was a fair amount of hay equipment pulled out the barns and put to use this week as well. Overall, the state is in good condition as far as moisture goes but some dryness is creeping up from Arkansas and has the attention of those along the southern state line. A few stick-out sales this week included: 26 head of 464 lb. steers at Interstate Regional Stockyards that sold for 563.00. Callaway Livestock Center sold 93 head of 502 lb. steers for 559.00, 62 head of 883 lb. steers for 366.10 and 57 head of 914 lb. steers for 359.35. Joplin Regional Stockyards sold 31 head of 562 lb. steers for 495.00. Four State Stockyards sold 32 head of 610 lb. steers for 471.00. South Central Regional Stockyards sold 50 head of 653 lb. steers for 458.50. Kingsville Livestock Auction sold 20 head of 755 lb. steers for 403.00, 80 head of 512 lb. heifers for 474.00 and 144 head of 738 lb. heifers for 374.00. Boxed beef cutout values closed lower for the week. Choice closed on Friday at 388.25, up 0.86 and select closed at 389.25, up 4.24 compared to last week. The choice/select spread is at 0.00 per cwt. Negotiated feedlot sales as of the 2:00 cutoff time on Friday afternoons report totaled just over 85K head. Prices were higher again this week with live sales at 260.00-265.00 and dressed sales 400.00-415.00, once again establishing new record highs. The Missouri Stocker formula consists of 8722 head with a weighted average weight of 542.83 lbs. and a price value of 483.21, 12.26 lower than last week. The steer/heifer is 46.80 per cwt.

Boxed Beef Cuts May 2026



*Axis value ranges may be updated to reflect data points.

WEEKLY LIVESTOCK SLAUGHTER

	CATTLE	HOGS	SHEEP
Week to Date:	535,000	2,366,000	35,000
Last Week:	527,000	2,450,000	34,000
Last Year:	566,109	2,392,192	36,863

The Weekly Market Summary, as well as historical summaries, are available on our website <https://agmarketnews.mo.gov/summaries>
 Market News Hotline: 1-573-522-9244
 Check out the latest updates on our YouTube Channel: [MDA Market News](https://www.youtube.com/channel/UC...)

SOUTHWEST MISSOURI WEEKLY SUMMARY

(Joplin, Springfield, Exeter)

Receipts: 20,149 Week ago: 11,668 Year Ago: 13,028

Compared to last week, feeders sold steady to 10.00 lower. Slaughter cows sold steady to 5.00 higher.

FEEDER STEERS:
Medium and Large 1

Table with 2 columns: Weight (300-900 lbs) and Price (600.00-328.00)

FEEDER HEIFERS:
Medium and Large 1

Table with 2 columns: Weight (300-900 lbs) and Price (520.00-321.00)

FEEDER HOLSTEIN STEERS
Large 3

21 hd. 747 lbs. 275.00

SLAUGHTER COWS: Breaking and Boning (70-85% lean) 162.00-186.00, high dressing 180.00-196.00; Lean (85-90%) 141.00-174.00, low dressing 120.00-152.00

SLAUGHTER BULLS: Yield Grade 1-2 1150-2350 lbs. 204.00-241.00; high dressing 224.00-263.00; low dressing 186.00-210.00

BRED COWS: Medium and Large 1, 1020-1658 lbs., 2-4 yrs., 2nd-3rd stage, 3800.00-4700.00, 2-8 yrs., 1st stage, 3250.00-3850.00, 2nd-3rd stage, 3000.00-4600.00 per head;

Medium and Large 1-2, 892-1585 lbs 2-8 yrs, 1st stage, 2600.00-3450.00, 2nd-3rd stage 2500.00-3700.00; Over 8 yrs., 2nd-3rd stage 2350.00-3200.00 per head

COW CALF PAIRS: Medium and Large 1 with 150-300 lb. calves, 2-8 yrs., Open, 5000.00-5150.00 per pair.

BRED HEIFERS: Medium and Large 1, 860-960 lbs., Under 2 yrs., 2nd-3rd stage, 3600.00-4400.00 per head.

HEIFER PAIRS: Medium and Large 1-2 with under 150 lb. calves, 2-4 yrs., Open, 4000.00-4900.00

SOUTH CENTRAL MISSOURI WEEKLY SUMMARY

(West Plains, Phillipsburg)

Receipts: 4,270 Week ago: 3,954 Year Ago: 5,664

Compared to last week, feeders sold steady to 10.00 lower. Slaughter cows and bulls sold steady to 4.00 higher.

FEEDER STEERS:
Medium and Large 1

Table with 2 columns: Weight (300-819 lbs) and Price (600.00-350.00)

FEEDER HEIFERS:
Medium and Large 1

Table with 2 columns: Weight (350-819 lbs) and Price (515.00-313.00)

FEEDER HOLSTEIN STEERS:
Large 3

Scarce

SLAUGHTER COWS: Breaking and Boning (70-85% lean) 169.00-187.00; high dressing 180.50-196.00; low dressing 142.00-170.00. Lean (85-90%) 143.00-169.00, high dressing 169.00-194.00, low dressing 120.00-151.00

SLAUGHTER BULLS: Yield Grade 1-2 1125-2225 lbs. 206.00-225.00; high dressing 226.00-241.00; low dressing 178.00-213.00

BRED COWS: Medium and Large 1-2, 1110-1530 lbs., 2-8 yrs., 1st stage, 2500.00-3200.00; 2nd-3rd stage, 2650.00-3625.00 per head.

BRED HEIFERS: Medium 1-2, Under 2 yrs., 1st-3rd stage, 1900.00-2700.00

WEST CENTRAL MISSOURI WEEKLY SUMMARY

(Kingsville, Windsor, Butler, Osceola)

Receipts: 5,853 Week ago: 9,395 Year ago: 6,233

Compared to last week, feeders sold steady to 5.00 lower, some spots 10.00 lower. Slaughter cows sold steady to 3.00 higher.

FEEDER STEERS:
Medium and Large 1

Table with 2 columns: Weight (300-850 lbs) and Price (552.00-357.50)

FEEDER HEIFERS:
Medium and Large 1

Table with 2 columns: Weight (300-850 lbs) and Price (508.00-317.00)

SLAUGHTER BULLS: Yield Grade 1-2 1200-2365 lbs. 207.00-239.00, high dressing 239.00-253.00, low dressing 188.00-214.00

SLAUGHTER COWS: Breaking and Boning (70-85% lean) 154.00-187.00, high dressing 184.00-205.00, low dressing 150.00-173.00; Lean (85-90%) 141.00-177.00, high dressing 170.00-193.00; low dressing 125.00-137.00

BRED HEIFERS Medium and Large 1-2, 5-8 yrs., 1st-2nd stage, 2800.00-3350.00

COW CALF PAIRS: Scarce

NORTHEAST MISSOURI WEEKLY SUMMARY

(Bowling Green, Kingdom City, Palmyra)

Receipts: 4,983 Week ago: 6,261 Year ago: 6,224

Compared to last week, steers and heifers sold mostly steady to 10.00 higher. Slaughter cows sold firm to 5.00 higher.

FEEDER STEERS:
Medium and Large 1

Table with 2 columns: Weight (300-819 lbs) and Price (605.00-359.35)

FEEDER HEIFERS:
Medium and Large 1

Table with 2 columns: Weight (300-819 lbs) and Price (562.50-406.00)

SLAUGHTER BULLS: Yield Grade 1-2 1350-2225 lbs. 205.00-224.00; high dressing 217.50-241.50

SLAUGHTER COWS: Breaking and Boning (70-85% lean) 170.00-184.00; high dressing 183.00-200.00. Lean (85-90%) 156.00-171.00; low dressing 137.50-161.00

SLAUGHTER STEERS: Choice 2-3, 251.00-255.50

SLAUGHTER HEIFERS: Choice 2-3, 250.00-260.00

BRED COWS: Medium and Large 1, 1171-1411 lbs., 2-8 yrs., 2nd stage, 3550.00-4000.00; Over 8 yrs., 2nd stage, 2950.00

HEIFER PAIRS: Medium and Large 1-2 with under 150 lb. calves, Under 2 yrs., Open, 5100.00-5700.00

NORTH CENTRAL MISSOURI WEEKLY SUMMARY

(Macon, Unionville, Green City, New Cambria)

Receipts: 1,204 Week ago: 5,833 Year ago: 2,152

Feeder market not tested this week.

*Some sale barns on a bi-weekly schedule and may not have a sale each week.

FEEDER STEERS:
Medium and Large 1

Scarce

FEEDER HEIFERS:
Medium and Large 1

Scarce

SLAUGHTER BULLS: Yield Grade 1-2, 1370-1825 lbs., 198.00-209.00

SLAUGHTER COWS: Breaking and Boning (70-85% lean) 168.00-180.00, low dressing 157.00-165.00; Lean (85-90%) 160.00-168.00, high dressing 170.00-180.00,

BRED COWS: Medium and Large 1-2, 1054-1617 lbs., 2-8 yrs., 2nd-3rd stage, 3450.00-4350.00; Over 5 yrs. Old, 2nd-3rd stage, 2450.00-3200.00

COW CALF PAIRS: Medium and Large 1-2 with 150-300 lb. calves, 5-8 yrs., Open, 3900.00-4900.00

SOUTHEAST MISSOURI WEEKLY SUMMARY

(Jackson and Farmington)

Receipts: 955 Week ago: 1,440 Year ago: 1,160

Compared to last week, feeders sold 16.00-40.00 lower. Slaughter cows steady to 3.00 higher.

FEEDER STEERS:
Medium and Large 1

300-400 lbs. 570.00-610.00
400-500 lbs. 475.00-590.00
500-600 lbs. 425.00-530.00
600-700 lbs. 375.00-420.00
700-750 lbs. 360.00-375.00

FEEDER HEIFERS:
Medium and Large 1

300-400 lbs. 425.00-572.00
400-500 lbs. 415.00-530.00
500-600 lbs. 365.00-480.00
600-700 lbs. 350.00-395.00

SLAUGHTER BULLS: Yield Grade 1-2, 1115-2125 lbs., avg dressing 175.00-189.00; high dressing, 195.00-237.50

SLAUGHTER COWS: Breaking and Boning (75-85% lean) 147.00-165.00; high dressing 162.00-192.00; Lean (85-90% lean) 100.00-152.00

BRED COWS: Medium and Large 2, 2-8 yrs, 1075-1450 lbs, 2nd-3rd stage, 2200.00-3400.00 per head

COW & CALF PAIRS: Scarce

EAST CENTRAL MISSOURI WEEKLY SUMMARY

(Cuba, Vienna)

Receipts: 2,960 Week ago: 2,721 Year ago: 3,375

Compared to last week, feeders sold steady to 15.00 lower. Slaughter cows steady to 2.00 higher.

FEEDER STEERS:
Medium and Large 1

300-400 lbs. 575.00-670.00
400-500 lbs. 512.50-617.50
500-600 lbs. 427.50-535.00
600-700 lbs. 395.00-473.50

FEEDER HEIFERS:
Medium and Large 1

300-400 lbs. 500.00-600.00
400-500 lbs. 450.00-555.00
500-600 lbs. 400.00-462.50
600-700 lbs. 359.00-409.50
700-750 lbs. 326.00-335.00

SLAUGHTER BULLS: Yield grade 1-2, 1550-2270 lbs., 205.00-229.00; high dressing 239.00-253.00; low dressing 199.00-203.00

SLAUGHTER COWS: Breaking and Boning, (70-85% lean) 171.50-184.00, high dressing 185.00-239.00; Lean (85-90%) 150.00-169.00, low dressing 130.00-150.00

BRED COWS: Scarce

COW CALF PAIRS: Scarce

NORTHWEST MISSOURI WEEKLY SUMMARY

(Tina)

Receipts: 1,356 Week ago: 1,861 Year ago: 1,530

Compared to last week, steer and heifer calves traded mostly steady. Slaughter cows sold steady to 5.00 higher.

FEEDER STEERS:
Medium and Large 1

425-450 lbs. 550.50-575.00
500-600 lbs. 470.00-532.50
600-625 lbs. 433.00-457.50
900-925 lbs. 353.50

FEEDER HEIFERS:
Medium and Large 1

300-400 lbs. 560.00-622.50
400-500 lbs. 480.00-558.00
66 hd. 683 lbs. 380.00
72 hd. 750 lbs. 360.75

SLAUGHTER BULLS: Yield Grade 1-2, 1565-2130 lbs., 204.00-214.00, high dressing 216.00-228.00

SLAUGHTER COWS: Breaking and Boning, (70-85% lean) 171.00-185.50, high dressing 185.50-195.00; Lean (85-90%) 156.50-177.50, high dressing 178.00-185.00, low dressing 146.00-154.00

BRED COWS: Scarce

COW CALF PAIRS: Scarce

AFTERNOON NATIONAL SLAUGHTER CATTLE REVIEW

So far for Friday, negotiated cash trade has been limited on moderate demand in Nebraska and the Western Cornbelt. The last established market test in Nebraska was Thursday with live purchases at mostly 265.00 and dressed purchases at 415.00. The last established market test in the Western Cornbelt was with live purchases at mostly 265.00 on Thursday and dressed purchases at mostly 410.00 on Wednesday. Negotiated cash trade has been mostly inactive on light to moderate demand in the Southern Plains. The last established market test in the Texas Panhandle was Tuesday with live purchases at 260.00. The last established market test in Kansas was Thursday with live purchases at 265.00.

Negotiated Cash Sales:					
Confirmed:	1,865	Week Ago:	7,685	Year Ago:	9,101
Week to date:	86,891	Week Ago:	102,811	Year Ago:	75,947

Live Basis	Steers	Heifers
Over 80% Choice	264.00 - 265.00 avg 264.72	-
65-80% Choice	-	-
35-65% Choice	-	-
0-35% Choice	-	-
Total All Grades	264.00 - 265.00 avg 264.72	-
Dressed Basis		
Over 80% Choice	415.00 - 415.00 avg 415.00	-
65-80% Choice	-	-
35-65% Choice	-	-
0-35% Choice	-	-
Total All Grades	415.00 - 415.00 avg 415.00	-

All Beef Type Steers/Heifers	Head	Avg Wt	Price Range	Wtd Avg
Live FOB	1,583	1,493.1	260.00-266.00	264.75
Live Del	116	1,371.6	265.00-266.00	265.31
Dressed Del	106	948.6	412.00-415.00	413.98
Dressed FOB	-	-	-	-

WEEKLY COMMODITY FUTURES TRENDS

Compared to last week, Live Cattle 1.50 to 5.00 higher, Lean Hogs 0.24 lower to 0.68 higher, Feeder Cattle May 1.30 higher, others 2.77 to 3.82 lower.

Daily Futures Closes

	Mon.	Tues.	Wed.	Thu.	Fri.
Cattle					
Jun	249.40	247.70	252.80	252.07	253.90
Aug	243.55	241.07	246.47	246.15	247.92
Oct	236.67	233.87	238.60	238.07	239.87
Dec	235.92	233.45	237.77	237.25	239.15
Feb	235.97	233.57	237.52	236.97	238.95
Lean Hogs					
May	90.87	90.92	90.90	90.45	—
Jun	100.22	98.42	100.87	99.52	98.75
Jul	104.65	102.95	105.87	104.55	103.35
Aug	105.70	103.97	106.52	105.47	104.15
Oct	91.77	90.37	92.25	91.87	91.10
Fdr Cattle					
May	368.40	365.90	367.32	367.57	368.67
Aug	362.30	356.55	360.92	358.00	361.45
Sep	360.15	353.87	357.97	355.22	359.17
Oct	357.32	350.72	354.57	351.82	356.17
Nov	354.07	347.20	351.02	348.27	352.90
Milk					
May	17.01	17.06	17.09	16.96	16.96
Jun	17.18	17.23	17.28	17.14	17.02
Jul	17.85	17.81	17.77	17.74	17.63

WEEKLY COMMODITY GRAIN FUTURES TRENDS

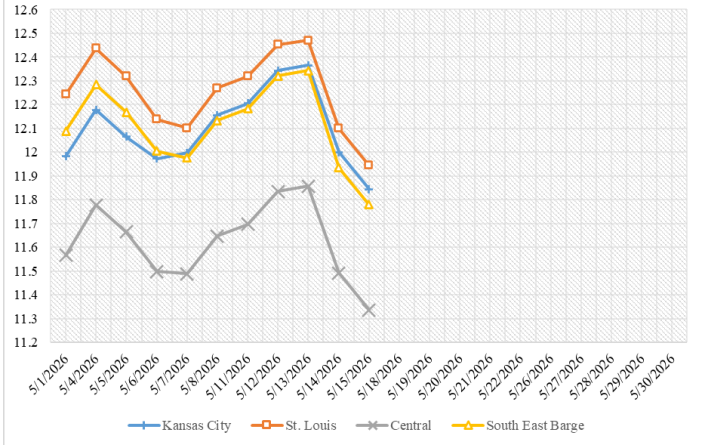
Compared to last week, Soybeans 0.19 to 0.31 lower, Wheat 0.13 to 0.17 higher, Corn 0.11 to 0.15 lower, KC Wheat 0.09 to 0.12 higher, Soybean Meal 7.10 to 14.60 higher.

Daily Grain Futures Closes

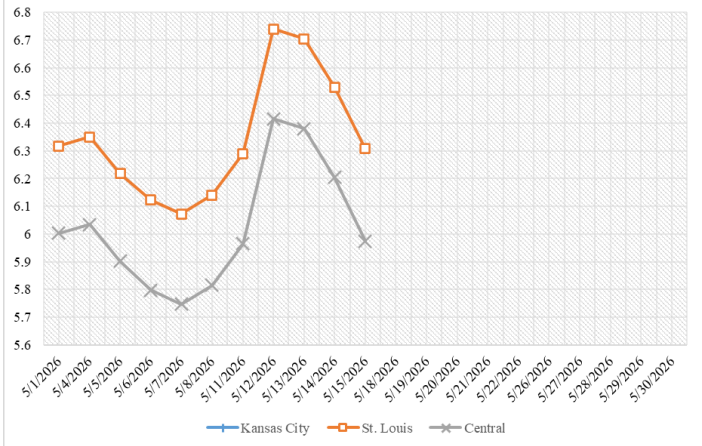
	Mon.	Tues.	Wed.	Thu.	Fri.
Soybeans					
May	1199 3/4	1213 1/2	1215 1/4	1174 1/2	—
Jul	1213	1226 3/4	1229	1192 1/2	1177
Aug	1208	1221 3/4	1223 1/2	1189 3/4	1176 1/2
Sep	1190 1/4	1201 3/4	1203 1/2	1175 1/4	1162 3/4
Nov	1194 3/4	1205	1207 3/4	1183 1/2	1170 3/4
Wheat					
May	622 1/4	665	665	647	—
Jul	634	679	675 1/2	658	635 3/4
Sep	648 3/4	691 1/2	688 1/4	671 3/4	649 3/4
Dec	670	710 1/4	707 1/2	691	669 3/4
Mar	687 3/4	724 3/4	722 3/4	706 1/2	685 3/4
Corn					
May	460 3/4	467 1/4	466 1/2	451 1/2	—
Jul	475 1/4	480	480 3/4	467 1/2	455 3/4
Sep	481 3/4	486 1/4	487 1/4	474 1/4	463
Dec	497 3/4	502	503	491 1/4	481
Mar	511 1/2	515 1/4	516	504 3/4	495 1/2
KC Wheat					
May	673 1/2	720 1/2	714	702 3/4	—
Jul	686 1/4	731 1/4	724 3/4	705 1/4	688
Sep	697 1/4	742 1/4	736	716	697 1/2
Dec	712 3/4	757 3/4	750	730 1/2	711 1/4
Mar	424 1/2	767	759 3/4	740 3/4	721 1/4
SB Meal					
May	327.90	332.90	342.70	342.70	—
Jul	324.80	328.40	338.50	332.50	334.30
Aug	320.20	323.10	331.60	325.80	326.40
Sep	317.30	319.40	327.50	321.70	321.30
Oct	314.80	316.80	325.00	319.10	318.60

MONTHLY GRAIN CROP

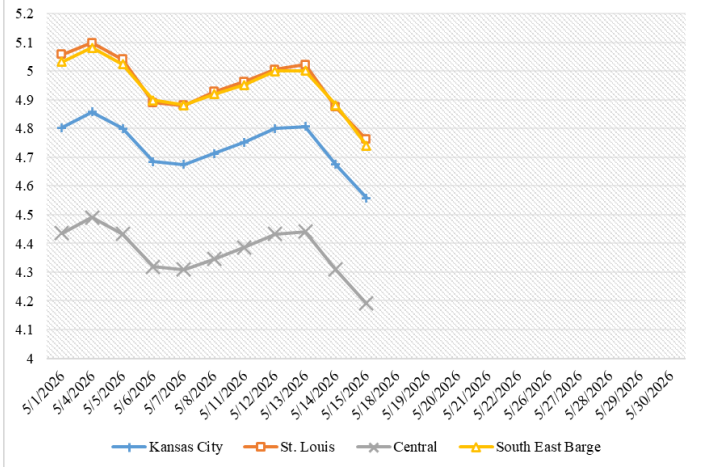
May 2026 Soybean Bids



May 2026 Wheat Bids



May 2026 Corn Bids



MISSOURI GRAIN WEEKLY TRENDS

Compared to last week, Soybeans 0.31 to 0.33 lower, Wheat 0.16 higher, Corn 0.16 to 0.17 lower.

Area	#1 Soybeans	#2 Soft Wheat	#2 Corn	#2 Grain Sorghum
Kansas City				
Friday**	11.88-12.43	—	4.71	—
Monday	11.93-12.49	—	4.25	—
Tuesday	12.06-12.61	—	4.80	—
Wednesday	12.09-12.64	—	4.80	—
Thursday	11.72-12.27	—	4.67	—
Friday	11.57-12.12	—	4.55	—
St. Louis				
Friday**	12.26-12.28	6.09-6.19	4.92-4.93	—
Monday	13.31-12.33	6.24-6.34	4.96	—
Tuesday	12.44-12.45	6.69-6.79	5.00-5.01	—
Wednesday	12.47	6.65-6.75	5.01-5.02	—
Thursday	12.08-12.11	6.48-6.58	4.87	—
Friday	11.93-11.96	6.25-6.35	4.75-4.76	—
Central				
Friday**	11.63-11.68	5.79-5.84	4.31-4.36	—
Monday	11.68-11.73	5.94-5.99	4.35-4.40	—
Tuesday	11.81-11.86	6.39-6.44	4.40-4.45	—
Wednesday	11.84-11.89	6.35-6.40	4.40-4.45	—
Thursday	11.47-11.52	6.18-6.23	4.84-4.90	—
Friday	11.32-11.37	5.95-6.00	4.15-4.20	—
S.E. MO				
Friday**	11.93-12.31	—	4.86-4.96	—
Monday	11.98-12.36	—	4.90-4.98	—
Tuesday	12.11-12.49	—	4.95-5.03	—
Wednesday	12.14-12.52	—	4.93-5.03	—
Thursday	11.77-11.15	—	4.27-4.32	—
Friday	11.62-12.00	—	4.70-4.78	—

*Axis value ranges may be updated to reflect data points. Only dates in which markets are trading and only current cash bids are represented.

WHOLESALE FEEDSTUFFS PRICES (DOLLARS PER TON-BULK BASIS)

Area	Soybean Hulls	Soybean Meal 46.5-48%	Corn Gluten Pellets 21%	Wheat Middlings
Kansas City	100.00	342.50	239.00	116.67
St. Louis	N/A	N/A	213.00	105.00

(PRICES PER BUSHEL) *NEW CROP **PREVIOUS WEEK'S PRICES *Bids calculated using Kansas City, St. Louis, and St. Joseph bids

CROP PROGRESS

There were 4.6 days suitable for fieldwork in the week ending May 10, 2026. Topsoil moisture supply was rated 1 percent very short, 6 percent short, 77 percent adequate, and 16 percent surplus. Subsoil moisture supply was rated 2 percent very short, 11 percent short, 78 percent adequate, and 9 percent surplus. Pasture and Range Condition was rated at 0 percent very poor, 1 percent poor, 19 percent fair, 73 percent good and 7 percent Excellent. Corn planted was at 66 percent, compared to the 5-year average of 69 percent. Corn Emerged was at 43 percent compared to the 5-year average of 44 percent. Soybeans planted was at 41 percent complete, compared to the 5-year average of 32 percent. Soybeans emerged was at 22 percent, compared to the 5 year average of 15 percent. Winter Wheat headed was at 84 percent, ahead of the 5-year average of 62 percent. Winter Wheat Condition was rated at 1 percent very poor, 4 percent poor, 25 percent fair, 62 percent good, and 8 percent excellent. Hay cutting excluding alfalfa was at 5 percent complete, compared to the 5-year average of 2 percent.. First cutting of Alfalfa was at 4 percent complete compared to the 5-year average of 4 percent.,.

	WEEK ENDING			5 yr avg
	5/10/25	5/03/26	5/10/26	
Corn Planted	66	51	66	69
Corn Emerged	41	32	43	44
Soybean Planted	38	30	41	32
Soybeans Emerged	16	16	22	15
Winter Wheat Headed	72	70	84	62
Hay Alfalfa 1st	5	1	4	4
Hay Excl. Alfalfa	3	2	5	2

MISSOURI WEEKLY HAY SUMMARY 5/14/2026

Although not in full swing, several more producers are getting into the hay fields now, especially in areas with less grain production. Although Memorial Weekend is typically when haying gets really busy, some late frost along with warmer than average weather has many of the grasses maturing ahead of schedule. Yields were affected by the cold snaps but still way better than some surrounding states. As of the latest report 80 percent of pastures in the state were rated good to excellent, with 79 percent of the state drought free. More hay is coming to the market this week as new crop arrives and still some trying to clean out old crop. Hay prices are steady. Demand is light and supplies are moderate. The Missouri Department of Agriculture has a hay directory at <https://apps.mda.mo.gov/haydirectory> or visit the University of Missouri Extension feed stuff finder at <https://feedstufffinder.org>

Alfalfa - Supreme 250.00-300.00, small square 10.00-15.00 per bale
 Alfalfa - Premium 175.00-225.00
 Alfalfa - Good 150.00-175.00, small square 6.00-10.00 per bale
 Alfalfa - Fair 125.00-150.00

Mixed Grass—Premium 150.00-200.00
 Mixed grass - Good/Premium 100.00-150.00
 Mixed grass-Fair/Good 50.00-100.00, small square 2.25-7.00 per bale
 Mixed grass - Fair 20.00-40.00 per large round bale.

Please Note: The above volumes (tonnage, acres, and bales) listed are for confirmed trades only, it does not include estimated volume (tonnage) for bids or offers to the trade. List your hay for sale at: [Hay Listing Online Form](#). Explanation of Hay Quality Guidelines: [Hay](#)

MISSOURI WEEKLY SHEEP/GOAT AUCTION SUMMARY

Receipts: 2,151 Week Ago: 7,143 Last Year: 2,535

Sheep: Feeder Lambs: Small and Medium 1-2 hair 25-50 lbs 305.00-392.50. Slaughter Lambs Choice and Prime 1-3 50-60 lbs 260.00-340.00; 60-70 lbs 260.00-340.00; 70-80 lbs 255.00-335.00; 80-90 lbs 315.00-347.50. Choice 1-2 50-60 lbs 230.00; 60-70 lbs 235.00-245.50; 70-80 lbs 240.00-245.00. Ewes: Utility and Good 2 100-140 lbs 132.00-160.00. Cull and Utility 1-2 100-150 lbs 135.00-140.00.

Goats: Feeder Kids: Selection 1 30-50 300.00-435.00. Selection 1-2 30-40 lbs 225.00-250.00. Selection 2 25-40 lbs 200.00-345.00. Slaughter Kids: Selection 1 40-70 lbs 402.50-490.00. Selection 1-2 40-70 lbs 270.00-385.00. Nannies Selection 1-2 70-90 lbs 160.00-200.00; 90-150 lbs 137.50-275.00. Billies Selection 1-2 80-90 lbs 225.00-275.00.

Explanatory Notes: Stage - Represents estimated lambing/kidding period (Open, Exp=exposed, Bred, Fall = Sep-Nov, Win = Dec-Feb, Spr = Mar-May, Sum=Jun-Aug; w/s = woolled and shorn; /hd= per head; /fam=per family
 All price CWT unless otherwise noted.

MISSOURI DROUGHT MONITOR

Date	None	D0	D1	D2	D3	D4
5/12/26	75.90	10.75	3.85	5.17	4.32	0.00
5/05/26	81.84	4.82	3.85	5.17	4.32	0.00
5/13/25	77.98	15.10	6.92	0.00	0.00	0.00

Reflects percentage of Missouri impacted by drought. D0 Abnormally Dry; D1 Moderate Drought; D2 Severe Drought; D3 Extreme Drought; D4 Exceptional Drought

NATIONAL DIRECT DELIVERED FEEDER PIG REPORT

5/15/26 Receipts: 168,622 Week ago: 168,444 Year Ago: 138,181
 Early weaned pigs and feeder pigs are steady.

Cash: 88,565 head, 64.00-90.00, weighted average 76.45
 Formula: 60,107 head, 43.49-84.58, weighted average 59.16
 Feeder pigs 40 pounds basis: Cash 19,950 head, 100.00-125.00, weighted average 109.46

NATIONAL DAILY DIRECT PRIOR DAY HOG REPORTS 5/15/26

BARROWS AND GILTS (Carcass Basis): 1,320 head
 Base Carcass Price 89.00-96.00, weighted average 92.68

SOWS (Live Basis): 6,838 head
 300-500 lbs. 30.00-79.69
 Over 500 lbs. 63.07-87.11

MISSOURI WEEKLY DIRECT SLAUGHTER CATTLE REPORT 5/15/26

Weekly Receipts: 360 Week ago: 280 Year ago: 320
 Trade so far Friday morning is light to moderate with Flat dressed sales trading 5.00 higher.

LIVE STEERS & HEIFERS: No sales reported.
DRESSED STEERS & HEIFERS: 4 loads early Wednesday 405.00 Flat Thursday afternoon 410.00 Flat

GRADE AND EIGHT (Grid): 3 Loads Tues. 408.00

Click here for the current [National Crop Progress](#)
 Click here for the current [Missouri Crop Progress](#)
 The current hay directory can be found at: [Hay Directory](#).