

Weekly Market Summary

Published by:
Missouri Department of Agriculture
Ag Business Development Division
Market News Program



Chris Chinn, Director
 Jill Wood, Division Director
 Tony Hancock, Editor
<http://www.ams.usda.gov/marketnews.htm>
<http://www.ams.usda.gov/marketnews.htm>

Michael Kehoe, Governor

Volume XLVI, Number 21 ♦ P.O. Box 630, Jefferson City, MO 65102 ♦ (573) 751-4211 ♦ Mon, May 25, 2026

MISSOURI WEEKLY FEEDER CATTLE WEIGHTED AVERAGE REPORT

Feeder Cattle Receipts: 39,434 Week ago: 32,755 Year ago: 36,975
 Steers and Heifers Medium and Large 1—Weighted average weights and prices

STEERS: Medium and Large 1

328 lbs. 652.73 522 lbs. 511.06 721 lbs. 400.91 924 lbs. 347.16
 378 lbs. 616.59 573 lbs. 480.92 778 lbs. 382.72 973 lbs. 343.33
 424 lbs. 571.40 619 lbs. 449.50 820 lbs. 363.89 1029 lbs. 318.30
 474 lbs. 538.84 670 lbs. 427.29 868 lbs. 354.30

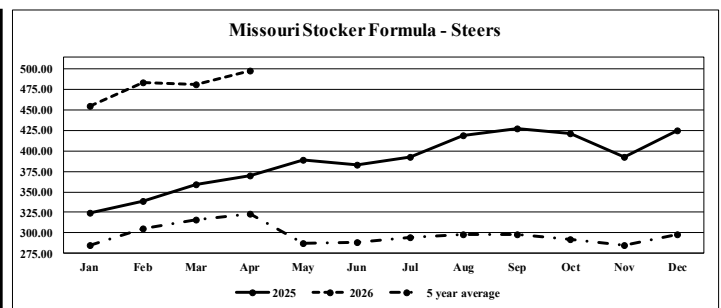
HEIFERS: Medium and Large 1

328 lbs. 590.41 525 lbs. 451.92 723 lbs. 371.93 932 lbs. 313.00
 374 lbs. 556.72 573 lbs. 420.88 765 lbs. 354.01
 425 lbs. 511.09 623 lbs. 398.02 821 lbs. 339.96
 474 lbs. 480.88 664 lbs. 376.03 872 lbs. 322.99

MISSOURI STEER (HEIFER) STOCKER FORMULA 5/25/2026

Monday's Missouri Stocker formula consists of **11,006 (8,775)** head with a weighted average weight of **544.67 (523.65)** lbs. and a price value of **481.19 (438.00)**, 2.02 lower (1.59 higher) than a week ago.

This a rolling seven day calculated weighted value which combines all Feeder Steers reported by MDA/USDA Market News Service weighing from 400-649 lbs. in the Medium and Large 1 and Medium and Large 1-2 frame and muscle classifications, including all comment cattle except Brahman X. Heifer values are in parentheses.



*Graph is updated the first Monday of each month. Axis value ranges may be updated to reflect data points.

NATIONAL BOXED BEEF CUTOUT VALUES

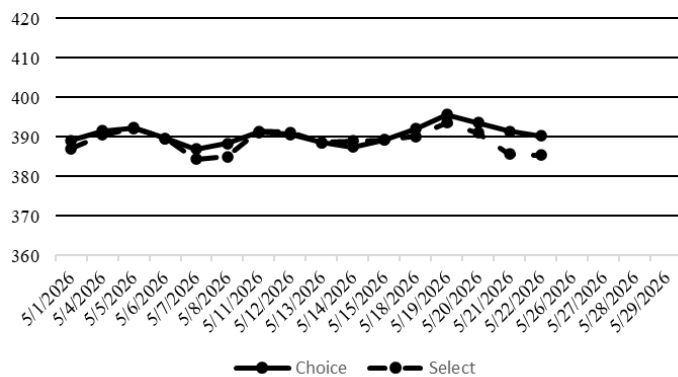
DATE	CHOICE	SELECT	TOTAL LOADS
5/18	392.14	390.23	84
5/19	395.75	393.58	81
5/20	393.62	391.13	123
5/21	391.48	385.65	109
5/22	390.27	385.50	75
5 Day Simple Average	392.65	389.22	

MISSOURI WEEKLY CATTLE AUCTION SUMMARY

Total Receipts: 44,450 Week Ago: 41,730 Year Ago: 41,699

Compared to last week, feeders sold unevenly steady, with instances of 10.00 lower to 10.00 higher at local sales. The market found a lot of pressure this week, but in spots if everything was just right buyers tried to overlook it. Calves found the most pressure; uncertainty and volatility made it hard to take the extra risk of high prices as it was very hard to imagine any profit months down the road, given the tumbling futures this week. Although for most of the state pastures and hay supplies look good, that is not the case in much of cattle country across the US. The monthly cattle on feed report showed a significant year over year increase in placements at 105.5 percent. Attributed both to high prices and drought this is the first month since Nov 2024 that placements have been higher than the previous year. On feed numbers were reported at 101.8 percent of year ago and Marketings at 90.0, both very close to pre-report estimates. A few stick-out sales this week included: 27 head of 451 lb. steers at Joplin Regional Stockyards that sold for 565.00. Callaway Livestock Center sold 30 head of 519 lb. steers for 549.00, 25 head of 562 lb. steers for 525.00 and 66 head of 790 lb. steers for 389.00. Kingsville Livestock Auction sold 24 head of 601 lb. steers for 480.00. Windsor Livestock Auction sold 33 head of 711 lb. steers for 420.00. Unionville Livestock Market sold 90 head of 658 lb. steers for 459.50, 53 head of 838 lb. steers for 378.25 and 62 head of 908 lb. steers for 366.50. Lolli Brothers Livestock Market sold 21 head of 515 lb. heifers for 482.50. Windsor Livestock Auction sold 63 head of 746 lb. heifers for 382.00. Boxed beef cutout values closed lower for the week. Choice closed on Friday at 390.27, up 1.02 and select closed at 385.00, down 4.25 compared to last week. The choice/select spread is at 5.27 per cwt. Negotiated feedlot sales as of the 2:00 cutoff time on Friday afternoons report totaled just under 47K head. Prices were steady to lower this week with live sales at 260.00-265.00 and dressed sales 400.00-410.00, with higher prices seen earlier in the week and dropping as the week progressed. The Missouri Stocker formula consists of 11,006 head with a weighted average weight of 544.67 lbs. and a price value of 481.19, 2.02 lower than last week. The steer/heifer is 43.19 per cwt.

Boxed Beef Cuts May 2026



*Axis value ranges may be updated to reflect data points.

WEEKLY LIVESTOCK SLAUGHTER

	CATTLE	HOGS	SHEEP
Week to Date:	528,000	2,321,000	33,000
Last Week:	535,000	2,359,000	35,000
Last Year:	576,278	2,356,490	39,426

The Weekly Market Summary, as well as historical summaries, are available on our website <https://agmarketnews.mo.gov/summaries>
 Market News Hotline: 1-573-522-9244
 Check out the latest updates on our YouTube Channel: [MDA Market News](https://www.youtube.com/channel/UC...)

SOUTHWEST MISSOURI WEEKLY SUMMARY

(Joplin, Springfield, Exeter)

Receipts: 14,873 Week ago: 20,149 Year Ago: 13,196

Compared to last week, feeders were mixed from 10.00 lower to 10.00 higher. Slaughter cows sold steady to 5.00 higher.

FEEDER STEERS:
Medium and Large 1

Table with 2 columns: Weight (300-400 lbs to 900-975 lbs) and Price (540.00-740.00 to 331.00-347.00)

FEEDER HEIFERS:
Medium and Large 1

Table with 2 columns: Weight (300-400 lbs to 78 hd. 932 lbs.) and Price (515.00-665.00 to 313.00)

FEEDER HOLSTEIN STEERS:
Large 3

21 hd. 747 lbs. 275.00

SLAUGHTER COWS: Breaking and Boning (70-85% lean) 165.00-190.00; high dressing 180.00-203.00; Lean (85-90%) 146.00-181.00, low dressing 114.00-157.50

SLAUGHTER BULLS: Yield Grade 1-2 1205-2440 lbs. 210.00-235.00; high dressing 230.00-263.00; low dressing 202.00-212.00

BRED COWS: Medium and Large 1, 1115-1675 lbs., 2-8 yrs., 2nd-3rd stage, 3600.00-4175.00; Over 5 yrs., 2nd-3rd stage, 3400.00 per head;

Medium and Large 1-2, 935-1610 lbs 2-8 ys, 1st stage, 2900.00-3500.00, 2nd-3rd stage 2700.00-3650.00; Over 5 yrs., 1st stage, 2050.00-2800.00, 2nd-3rd stage 2200.00-3300.00 per head

COW CALF PAIRS: Medium and Large 1-2 with under 150 lb. calves, 2-8 yrs., Open, 3650.00-4675.00; Medium and Large 1-2 with 150-300 lb. calves, 2-8 yrs., Open, 3750.00-4700.00 per pair.

BRED HEIFERS: Medium and Large 1-2, 998-1255 lbs., 2-4 yrs., 2nd-3rd stage, 3450.00-3700.00 per head.

SOUTH CENTRAL MISSOURI WEEKLY SUMMARY

(West Plains, Phillipsburg)

Receipts: 7,595 Week ago: 4,270 Year Ago: 6,862

Compared to last week, feeders sold 4.00-12.00 higher, except for steer calves late week 5.00-15.00 lower. Slaughter cows sold 1.00 lower to 2.00 higher.

FEEDER STEERS:
Medium and Large 1

Table with 2 columns: Weight (350-400 lbs to 850-900 lbs) and Price (575.00-655.00 to 342.50-344.00)

FEEDER HEIFERS:
Medium and Large 1

Table with 2 columns: Weight (300-400 lbs to 800-850 lbs) and Price (530.00-605.00 to 327.00-331.00)

FEEDER HOLSTEIN STEERS:
Large 3

Scarce

SLAUGHTER COWS: Breaking and Boning (70-85% lean) 168.00-186.00; high dressing 181.00-200.00; low dressing 153.00-172.00. Lean (85-90%) 142.00-170.00, high dressing 170.00-192.00, low dressing 125.00-151.00

SLAUGHTER BULLS: Yield Grade 1-2 1265-2175 lbs. 207.00-224.00; high dressing 224.50-258.00; low dressing 192.50-203.00

BRED COWS: Medium and Large 1-2, 1155-1500 lbs., 2-8 yrs., 2nd-3rd stage, 2700.00-3450.00 per head.

COW CALF PAIRS: Medium and Large 1-2, with 150-300 lb. calves, 2-8 yrs., Open, 3550.00-4000.00

WEST CENTRAL MISSOURI WEEKLY SUMMARY

(Kingsville, Windsor, Butler, Osceola)

Receipts: 6,089 Week ago: 5,853 Year ago: 6,784

Compared to last week, feeders sold mostly steady to 10.00 higher, although some steer calves sold 5.00-15.00 lower. Slaughter cows sold from 3.00 lower to 10.00 higher.

FEEDER STEERS:
Medium and Large 1

Table with 2 columns: Weight (300-400 lbs to 58 hd. 950 lbs.) and Price (588.00-705.00 to 339.00)

FEEDER HEIFERS:
Medium and Large 1

Table with 2 columns: Weight (300-400 lbs to 700-800 lbs) and Price (530.00-615.00 to 354.00-382.00)

SLAUGHTER BULLS: Yield Grade 1-2 1225-2030 lbs. 211.00-241.00, high dressing 245.00-267.00, low dressing 181.00-204.00

SLAUGHTER COWS: Breaking and Boning (70-85% lean) 162.00-200.00, high dressing 184.00-214.00; Lean (85-90%) 147.00-179.00, high dressing 180.00-187.00; low dressing 107.50-150.00

BRED HEIFERS Medium and Large 1, 2-4 yrs., 2nd-3rd stage, 4350.00

COW CALF PAIRS: Medium and Large 1-2 with 150-300 lb. calves, 2-8 yrs., 1st stage, 5000.00

NORTHEAST MISSOURI WEEKLY SUMMARY

(Bowling Green, Kingdom City, Palmyra)

Receipts: 5,384 Week ago: 4,983 Year ago: 5,435

Compared to last week, feeders sold uneven with most steady to 10.00 lower, but instances of firm to 10.00 higher. Slaughter steers and heifers sold steady to 6.00 higher. Slaughter cows sold steady to 2.00 higher.

FEEDER STEERS:
Medium and Large 1

Table with 2 columns: Weight (300-400 lbs to 116 hd. 945 lbs.) and Price (652.50-700.00 to 345.00)

FEEDER HEIFERS:
Medium and Large 1

Table with 2 columns: Weight (300-400 lbs to 29 hd. 813 lbs.) and Price (565.00-605.00 to 363.00)

SLAUGHTER BULLS: Yield Grade 1-2 1405-2455 lbs. 206.00-225.00; high dressing 223.00-250.00

SLAUGHTER COWS: Breaking and Boning (70-85% lean) 171.00-185.00; high dressing 185.00-202.00. Lean (85-90%) 157.00-170.00; low dressing 140.00-159.00

SLAUGHTER STEERS: Choice 2 -3, 254.00-263.00

SLAUGHTER HEIFERS: Choice 2-3, 247.00-255.00

BRED COWS: Scarce

HEIFER PAIRS: Scarce

NORTH CENTRAL MISSOURI WEEKLY SUMMARY

(Macon, Unionville, Green City, New Cambria)

Receipts: 4,640 2 Weeks ago: 1,204 Year ago: 1,965

Compared to two weeks ago, feeders early week sold steady to 15.00 higher, with later week sales steady to 15.00 lower. Slaughter cows sold steady to sharply higher.

*Some sale barns on a bi-weekly schedule and may not have a sale each week.

FEEDER STEERS:
Medium and Large 1

Table with 2 columns: Weight (400-500 lbs to 900-1000 lbs) and Price (501.00-580.00 to 346.50-366.50)

FEEDER HEIFERS:
Medium and Large 1

Table with 2 columns: Weight (400-500 lbs to 57 hd. 886 lbs.) and Price (462.00-551.00 to 319.00)

SLAUGHTER BULLS: Yield Grade 1-2, 1615-2200 lbs., 210.00-253.00

SLAUGHTER COWS: Breaking and Boning (70-85% lean) 164.00-189.00, high dressing 176.00-197.00; Lean (85-90%) 150.00-165.00, high dressing 167.50-180.00,

BRED COWS:

COW CALF PAIRS:

SOUTHEAST MISSOURI WEEKLY SUMMARY

(Jackson and Farmington)

Receipts: 1,727 Week ago: 955 Year ago: 1,915

Compared to last week, feeders sold steady to sharply higher. Slaughter cows sold steady to 3.00 higher.

FEEDER STEERS:
Medium and Large 1

300-400 lbs. 570.00-660.00
400-500 lbs. 500.00-612.00
500-600 lbs. 425.00-545.00
600-700 lbs. 375.00-480.00
700-800 lbs. 342.00-400.00

FEEDER HEIFERS:
Medium and Large 1

300-400 lbs. 480.00-600.00
400-500 lbs. 425.00-525.00
500-600 lbs. 400.00-495.00
600-700 lbs. 357.00-420.00
700-800 lbs. 325.00-385.00

SLAUGHTER BULLS: Yield Grade 1-2, 995-2270 lbs., avg dressing 172.00-185.00; high dressing, 210.00-250.00

SLAUGHTER COWS: Breaking and Boning (75-85% lean) 150.00-165.00; high dressing 163.00-195.00; Lean (85-90% lean) 120.00-150.00, high dressing 157.00-174.50

BRED COWS: Medium and Large 2, 2-8 yrs, 1010-1508 lbs, 2nd-3rd stage, 2300.00-4150.00 per head

COW & CALF PAIRS: Medium and Large 2 with 150-300 lb. calves, 2-8 yrs., Open, 3350.00-4950.00

EAST CENTRAL MISSOURI WEEKLY SUMMARY

(Cuba, Vienna)

Receipts: 2,537 Week ago: 2,960 Year ago: 3,533

Compared to last week, steers and heifers mostly steady to 5.00 higher except some under 450 lbs 5.00 lower. Slaughter cows 1.00-4.00 higher.

FEEDER STEERS:
Medium and Large 1

300-400 lbs. 585.00-652.00
400-500 lbs. 520.00-585.00
500-600 lbs. 449.00-540.00
600-700 lbs. 405.00-458.00
700-800 lbs. 360.00-415.50

FEEDER HEIFERS:
Medium and Large 1

300-400 lbs. 515.00-575.00
400-500 lbs. 458.00-540.00
500-600 lbs. 412.50-462.50
600-700 lbs. 364.00-410.00
725-750 lbs. 352.50

SLAUGHTER BULLS: Yield grade 1-2, 1405-2030 lbs., 214.00-235.00; low dressing 181.00-210.00

SLAUGHTER COWS: Breaking and Boning, (70-85% lean) 171.50-187.50, high dressing 186.50-195.00; Lean (85-90%) 156.50-178.00, low dressing 128.00-154.00

BRED COWS: Medium and Large 1-2, 5-8 yrs., 2nd-3rd stage, 3100.00-3800.00; Over 5 yrs., 2nd stage, 2500.00-3450.00

COW CALF PAIRS: Medium and Large 1-2 with 150-300 lb. calves, 2-8 yrs., Open, 4600.00-5400.00; Over 5 yrs, 1st stage, 4600.00-5500.00

NORTHWEST MISSOURI WEEKLY SUMMARY

(Tina)

Receipts: 1,605 Week ago: 1,356 Year ago: 1,457

Compared to last week, the steers and heifers sold mostly steady to firm. Slaughter cattle sold 5.00 to 8.00 higher.

FEEDER STEERS:
Medium and Large 1

400-500 lbs. 530.00-581.00
500-600 lbs. 485.00-516.00
600-700 lbs. 421.00-463.00
700-800 lbs. 380.25-414.00

FEEDER HEIFERS:
Medium and Large 1

300-400 lbs. 547.50-585.00
400-500 lbs. 484.00-540.00
500-600 lbs. 420.00-467.00
600-700 lbs. 375.00-413.00

SLAUGHTER BULLS: Yield Grade 1, 1620-2175 lbs., 235.50-242.50, high dressing 245.00-258.50; Yield Grade 1-2, 1595-1970 lbs., 210.00-221.50

SLAUGHTER COWS: Breaking and Boning, (70-85% lean) 170.00-191.00, high dressing 184.00-200.00, low dressing 155.00-176.00; Lean (85-90%) 163.50-174.00, high dressing 176.00-186.00, low dressing 142.00-162.00

BRED COWS: Scarce

COW CALF PAIRS: Scarce

AFTERNOON NATIONAL SLAUGHTER CATTLE REVIEW

So far for Friday, negotiated cash trade has been light on moderate demand in Kansas and Nebraska. Compared to Thursday in Kansas, live purchases have been 1.00 lower at mostly 259.00. Compared to Thursday in Nebraska, live purchases have been 2.00 lower at 258.00 and dressed purchases have been 2.00 lower at mostly 408.00. Negotiated cash trade has been limited on moderate demand in the Western Cornbelt with a few live purchases from 258.00-260.00, but not enough for an adequate market test. The last established market test for the Western Cornbelt was Thursday with live purchases at 260.00 and last week with dressed purchases at mostly 410.00. Negotiated cash trade has been inactive on light demand in the Texas Panhandle. The last established market test in the Texas Panhandle was Thursday with live purchases at 260.00.

Negotiated Cash Sales:					
Confirmed:	8,369	Week Ago:	1,865	Year Ago:	4,525
Week to date:	46,556	Week Ago:	86,891	Year Ago:	44,217

Live Basis	Steers	Heifers
Over 80% Choice	258.00-262.50 avg 258.41	258.00-259.00 avg 258.13
65-80% Choice	258.00-259.00 avg 258.43	259.00-259.00 avg 259.00
35-65% Choice	259.00-259.00 avg 259.00	-
0-35% Choice	-	-
Total All Grades	258.00-262.50 avg 258.48	258.00-259.00 avg 258.48
Dressed Basis		
Over 80% Choice	405.00-410.00 avg 407.64	408.00-410.00 avg 408.50
65-80% Choice	408.00-408.00 avg 408.00	-
35-65% Choice	-	-
0-35% Choice	-	-
Total All Grades	405.00-410.00 avg 407.66	408.00-410.00 avg 408.50

All Beef Type Steers/Heifers	Head	Avg Wt	Price Range	Wtd Avg
Live FOB	4,623	1,472.3	256.00-265.00	258.84
Live Del	437	1,503.3	259.00-262.00	261.09
Dressed Del	3,309	950.9	400.00-410.00	407.35
Dressed FOB	-	-	-	-

WEEKLY COMMODITY FUTURES TRENDS

Compared to last week, Live Cattle 4.60 to 9.15 lower, Lean Hogs 2.95 to 4.08 lower, Feeder Cattle 9.27 to 12.70 lower.

Daily Futures Closes

	Mon.	Tues.	Wed.	Thu.	Fri.
Cattle					
Jun	253.37	254.55	253.27	249.15	249.30
Aug	247.15	247.25	245.30	239.35	239.60
Oct	238.95	239.30	236.77	230.95	230.72
Dec	238.00	238.75	236.37	230.42	230.10
Feb	237.97	239.02	236.95	231.32	230.90
Lean Hogs					
Jun	98.52	97.92	97.27	95.12	95.75
Jul	102.75	102.15	101.97	100.02	100.40
Aug	103.22	102.10	101.82	100.22	100.07
Oct	90.15	89.40	88.65	87.40	87.12
Dec	82.85	82.25	81.32	80.22	79.85
Fdr Cattle					
May	368.80	369.57	370.72	369.12	349.85
Aug	358.85	363.65	365.77	356.52	346.90
Sep	356.20	361.00	362.62	353.37	343.62
Oct	353.10	357.65	358.87	349.62	340.20
Nov	349.75	354.20	355.02	345.77	333.95
Milk					
May	16.95	16.94	16.93	16.92	16.92
Jun	16.94	16.64	16.72	16.60	16.57
Jul	17.50	17.21	17.17	16.86	16.65

WEEKLY COMMODITY GRAIN FUTURES TRENDS

Compared to last week, Soybeans 0.17 to 0.20 higher, Wheat 0.09 to 0.10 higher, Corn 0.05 to 0.07 higher, KC Wheat unchanged to 0.06 lower, Soybean Meal 2.40 lower to 1.40 higher.

Daily Grain Futures Closes

	Mon.	Tues.	Wed.	Thu.	Fri.
Soybeans					
Jul	1213	1209 1/2	1199 3/4	1194 1/4	1196 1/2
Aug	1211	1209 3/4	1199 1/4	1193 1/2	1195
Sep	1195 1/4	1197 1/4	1185 1/4	1179 1/4	1180 1/4
Nov	1201	1203	1193 1/2	1186 3/4	1187 3/4
Jan	1212 1/4	1213 3/4	1205	1198 3/4	1199 3/4
Wheat					
Jul	664 1/2	667 1/4	660 1/2	647 1/2	646 1/4
Sep	677 3/4	680 1/4	673 1/2	661	659 1/4
Dec	696 1/4	698 3/4	692 1/4	680 3/4	679
Mar	711	713 1/2	707 1/2	696 3/4	695
May	717 1/4	719 3/4	714 1/2	704 3/4	703
Corn					
Jul	477	475 1/4	465 3/4	462 1/4	463 1/4
Sep	482 1/4	481 1/2	472 1/2	468 1/2	469 3/4
Dec	498	497 3/4	489 1/4	485	486 1/2
Mar	511 1/2	511 1/4	503 1/4	499 1/4	500 3/4
May	518 1/2	518 1/2	510 3/4	506 3/4	508
KC Wheat					
Jul	703 3/4	703 3/4	698 3/4	687	682
Sep	713 3/4	714	709 1/4	697 3/4	693 1/4
Dec	727 1/2	727 1/4	723 1/2	713 1/4	709
Mar	737	737	733 3/4	724 1/2	720 1/2
May	741	740 1/2	738	729 1/2	726 1/4
SB Meal					
Jul	334.50	332.30	330.90	328.40	331.90
Aug	328.50	326.30	325.30	322.50	324.80
Sep	324.60	323.80	322.30	319.60	321.00
Oct	322.00	321.80	320.30	317.80	318.70
Dec	325.60	325.50	324.40	321.80	322.40

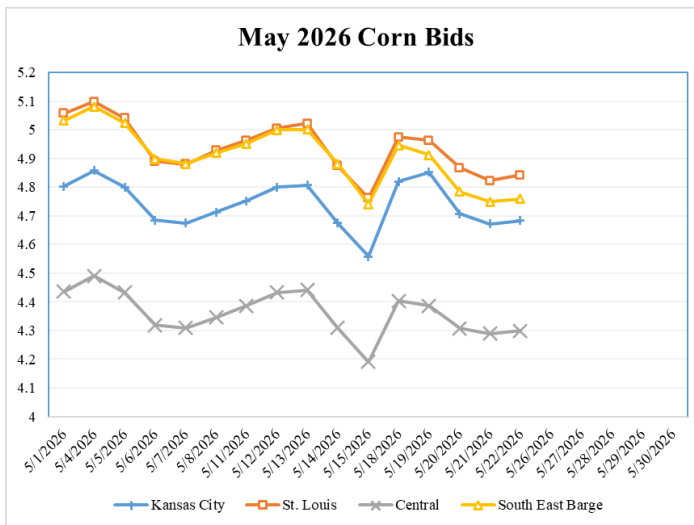
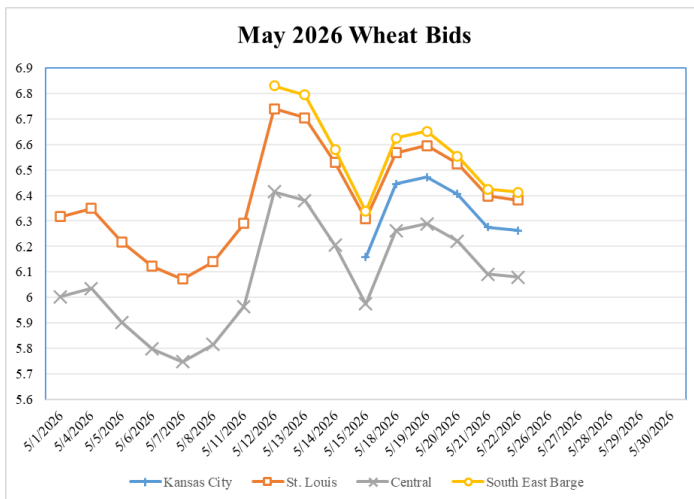
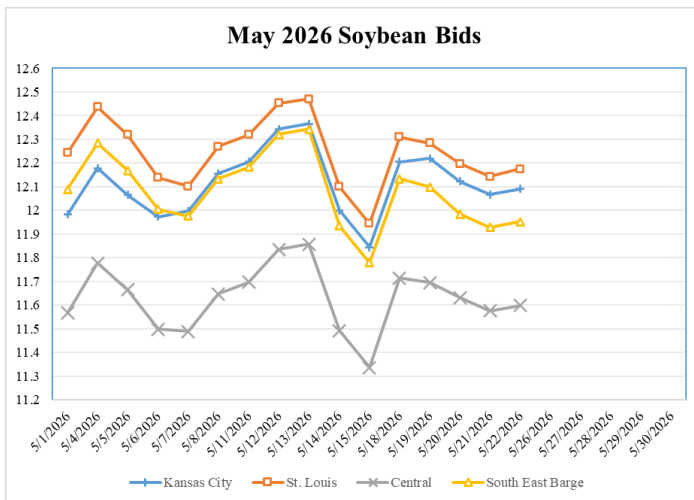
MISSOURI GRAIN WEEKLY TRENDS

Compared to last week, Soybeans 0.19 to 0.29 higher, Wheat 0.06 to 0.11 higher, Corn 0.08 to 0.13 higher.

Area	#1 Soybeans	#2 Soft Wheat	#2 Corn	#2 Grain Sorghum
Kansas City				
Friday**	11.57-12.12	6.15	4.55	---
Monday	11.93-12.48	6.44	4.82	---
Tuesday	11.89-12.54	6.47	4.85	---
Wednesday	11.79-12.44	6.40	4.70	---
Thursday	11.74-12.39	6.27	4.67	---
Friday	11.76-12.41	6.26	4.68	---
St. Louis				
Friday**	11.93-11.96	6.25-6.35	4.75-4.76	---
Monday	12.30-12.32	6.51-6.64	4.97-4.98	---
Tuesday	12.28	6.54-6.67	4.96	---
Wednesday	12.19	6.46-6.60	4.86	---
Thursday	12.14	6.37-6.42	4.82	---
Friday	12.17	6.36-6.41	4.84	---
Central				
Friday**	11.32-11.37	5.95-6.00	4.15-4.20	---
Monday	11.68-11.73	6.24-6.29	4.37-4.42	---
Tuesday	11.64-11.74	6.27-6.32	4.35-4.40	---
Wednesday	11.59-11.64	6.20-6.25	4.25-4.35	---
Thursday	11.54-11.59	6.07-6.12	4.22-4.32	---
Friday	11.56-11.61	6.06-6.11	4.23-4.33	---
S.E. MO				
Friday**	11.62-12.00	6.33	4.70-4.78	---
Monday	11.98-12.36	6.62	4.92-5.00	---
Tuesday	11.94-12.32	6.65	4.85-4.98	---
Wednesday	11.79-12.22	6.55	4.70-4.88	---
Thursday	11.74-12.17	6.42	4.67-4.85	---
Friday	11.76-12.19	6.41	4.68-4.86	---

(PRICES PER BUSHEL) *NEW CROP **PREVIOUS WEEK'S PRICES
*Bids calculated using Kansas City, St. Louis, and St. Joseph bids

MONTHLY GRAIN CROP



*Axis value ranges may be updated to reflect data points.
Only data in which markets are trading and only current cash bids are represented.

**WHOLESALE FEEDSTUFFS PRICES
(DOLLARS PER TON-BULK BASIS)**

Area	Soybean Hulls	Soybean Meal 46.5-48%	Corn Gluten Pellets 21%	Wheat Middlings
Kansas City	128.33	338.40	240.00	156.67
St. Louis	N/A	N/A	215.00	130.00

CROP PROGRESS

There were 5.8 days suitable for fieldwork in the week ending May 17, 2026. Topsoil moisture supply was rated 2 percent very short, 12 percent short, 72 percent adequate, and 14 percent surplus. Subsoil moisture supply was rated 3 percent very short, 12 percent short, 77 percent adequate, and 8 percent surplus. Pasture and Range Condition was rated at 0 percent very poor, 3 percent poor, 21 percent fair, 68 percent good and 8 percent Excellent. Corn planted was at 84 percent, compared to the 5-year average of 82 percent. Corn Emerged was at 60 percent compared to the 5-year average of 60 percent. Soybeans planted was at 59 percent complete, compared to the 5-year average of 45 percent. Soybeans emerged was at 35 percent, compared to the 5 year average of 25 percent. Winter Wheat headed was at 94 percent, ahead of the 5-year average of 83 percent. Winter Wheat Condition was rated at 1 percent very poor, 3 percent poor, 25 percent fair, 62 percent good, and 9 percent excellent. Hay cutting excluding alfalfa was at 15 percent complete, compared to the 5-year average of 7 percent.. First cutting of Alfalfa was at 23 percent complete compared to the 5-year average of 15 percent.

	WEEK ENDING			5 yr avg
	5/17/25	5/10/26	5/17/26	
Corn Planted	84	66	84	82
Corn Emerged	60	43	60	60
Soybean Planted	56	41	59	45
Soybeans Emerged	28	22	35	25
Winter Wheat Headed	90	84	94	83
Hay Alfalfa 1st	25	4	23	15
Hay Excl. Alfalfa	11	5	15	7

CATTLE ON FEED

United States Cattle on Feed Up 2 Percent Cattle and calves on feed for the slaughter market in the United States for feedlots with capacity of 1,000 or more head totaled 11.6 million head on May 1, 2026. The inventory was 2 percent above May 1, 2025. **Placements** in feedlots during April totaled 1.70 million head, 6 percent above 2025. Net placements were 1.65 million head. **Marketings** of fed cattle during April totaled 1.64 million head, 10 percent below 2025.

MISSOURI WEEKLY HAY SUMMARY 5/21/2026

As of early this week, hay progress was running slightly head of the average with first cutting of alfalfa at 23 percent complete and other hay at 15 percent. Rains this week have put haying on hold for the time being though. The latest drought monitor shows nearly the entire southern third of the state in some form of drought from D0-D4 in parts of the bootheel. The exact opposite case exists as one travels north where some areas saw 8 inches of rain causing flooding and damage over the last week. NASS released the hay stocks reports showing a decrease in stocks nationwide for the first time in three years. Drought conditions especially to the west has made for some pretty big year over year swings. Missouri is said to have an increase of 10 percent over this point last year. Hay prices are steady. Demand is light and supplies are moderate. The Missouri Department of Agriculture has a hay directory at <https://apps.mda.mo.gov/haydirectory> or visit the University of Missouri Extension feed stuff finder at <https://feedstufffinder.org>

Alfalfa - Supreme 250.00-300.00, small square 10.00-15.00 per bale
 Alfalfa - Premium 175.00-225.00
 Alfalfa - Good 150.00-175.00, small square 6.00-10.00 per bale
 Alfalfa - Fair 125.00-150.00

Mixed Grass - Premium 150.00-200.00
 Mixed grass - Good/Premium 100.00-150.00
 Mixed grass-Fair/Good 50.00-100.00, small square 2.25-7.00 per bale
 Mixed grass - Fair 20.00-40.00 per large round bale.

Please Note: The above volumes (tonnage, acres, and bales) listed are for confirmed trades only, it does not include estimated volume (tonnage) for bids or offers to the trade. List your hay for sale at: [Hay Listing Online Form](#). Explanation of Hay Quality Guidelines: [Hay](#)

MISSOURI WEEKLY SHEEP/GOAT AUCTION SUMMARY

Receipts: 937 Week Ago: 2,151 Last Year: 0

Sheep: Feeder Lambs: Small and Medium 1-2 hair 20-40 lbs 320.00-405.00; 40-50 lbs 302.00-360.00. Slaughter Lambs: Choice and Prime 1-3 hair 50-60 lbs 302.00-345.00; 60-70 lbs 287.50-300.00; 70-90 lbs 305.00-350.00. Choice 1-3 hair 50-60 lbs 295.00-300.00; 70-85 lbs 260.00-287.50. Ewes: Good 2-3 hair 65-95 lbs 172.50-200.00; 100-150 lbs 160.00-177.50. Utility and Good 1-3 hair 70-95 lbs 132.50-145.00; 105-150 lbs 130.00-175.00. Cull and Utility 1-2 75-95 lbs 100.00-122.50; 100-150 lbs 102.50-125.00.

Goats: Feeder Kids: Selection 1 20-25 lbs replacements 520.00-613.00; 30-50 lbs 375.00-440.00. Selection 2 20-50 lbs 300.00-365.00. Slaughter Kids: Selection 1 50-60 lbs 50-60 lbs 362.50-400.00; 60-70 lbs. 370.00-410.00. Selection 2 50-70 lbs 285.00-360.00. Nannies Selection 1-2 100-140 lbs 135.00-207.50; 150-175 lbs 165.00-207.50.

Explanatory Notes: Stage - Represents estimated lambing/kidding period (Open, Exp=exposed, Bred, Fall = Sep-Nov, Win = Dec-Feb, Spr = Mar-May, Sum=Jun-Aug; w/s = woolled and shorn; /hd= per head; /fam=per family All price CWT unless otherwise noted.

MISSOURI DROUGHT MONITOR

Date	None	D0	D1	D2	D3	D4
5/19/26	69.54	10.80	9.06	6.28	3.45	0.87
5/12/26	75.90	10.75	3.85	5.17	4.32	0.0
5/20/25	82.85	14.14	3.01	0.0	0.0	0.0

Reflects percentage of Missouri impacted by drought. D0 Abnormally Dry; D1 Moderate Drought; D2 Severe Drought; D3 Extreme Drought; D4 Exceptional Drought

NATIONAL DIRECT DELIVERED FEEDER PIG REPORT

5/22/26 Receipts: 141,745 Week ago: 168,622 Year Ago: 126,778
 Early weaned pigs are 2.00 lower and feeder pigs are 4.00 lower.

Cash: 75,725 head, 62.00-90.00, weighted average 74.52
 Formula: 41,895 head, 45.25-86.08, weighted average 59.79
 Feeder pigs 40 pounds basis: Cash 24,125 head, 99.00-117.00, weighted average 105.59

NATIONAL DAILY DIRECT PRIOR DAY HOG REPORTS 5/22/26

BARROWS AND GILTS (Carcass Basis): 1,270 head
 Base Carcass Price 87.00-95.00, weighted average 93.77

SOWS (Live Basis): 6,463 head
 300-500 lbs. 30.00-80.00
 Over 500 lbs. 60.38-80.50

MISSOURI WEEKLY DIRECT SLAUGHTER CATTLE REPORT 5/22/26

Weekly Receipts: 320 Week ago: 360 Year ago: 320
 Trade so far this Friday morning is light to moderate with Flat dressed sales trading 5.00-10.00 higher at 415.00 on Wednesday.

LIVE STEERS & HEIFERS: No sales reported. **DRESSED STEERS & HEIFERS:** 8 loads early Wednesday 415.00 Flat

GRADE AND EIGHT (Grid): No sales reported.

Click here for the current [National Crop Progress](#)
 Click here for the current [Missouri Crop Progress](#)
 The current hay directory can be found at: [Hay Directory](#).