

Weekly Market Summary

Published by:
Missouri Department of Agriculture
Ag Business Development Division
Market News Program



Chris Chinn, Director
 Jill Wood, Division Director
 Tony Hancock, Editor
<http://www.ams.usda.gov/marketnews.htm>
<http://www.ams.usda.gov/marketnews.htm>

Michael Kehoe, Governor

Volume XLVI, Number 22 ♦ P.O. Box 630, Jefferson City, MO 65102 ♦ (573) 751-4211 ♦ Mon, Jun 01, 2026

MISSOURI WEEKLY FEEDER CATTLE WEIGHTED AVERAGE REPORT

Feeder Cattle Receipts: 7,024 Week ago: 39,434 Year ago: 8,426
 Steers and Heifers Medium and Large 1—Weighted average weights and prices

STEERS: Medium and Large 1

330 lbs. 640.09 523 lbs. 475.64 834 lbs. 360.33
 379 lbs. 592.39 567 lbs. 470.26 862 lbs. 357.50
 427 lbs. 550.57 623 lbs. 431.86
 473 lbs. 502.42 668 lbs. 409.98

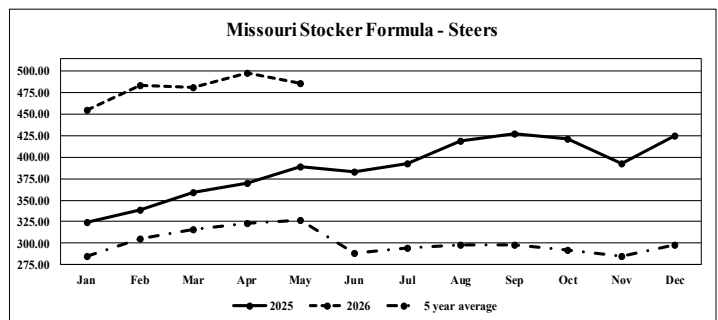
HEIFERS: Medium and Large 1

331 lbs. 580.65 517 lbs. 441.50 810 lbs. 331.48
 376 lbs. 542.09 574 lbs. 417.03
 424 lbs. 495.96 626 lbs. 402.89
 468 lbs. 467.81 672 lbs. 379.32

MISSOURI STEER (HEIFER) STOCKER FORMULA 6/01/2026

Monday's Missouri Stocker formula consists of **1,714 (1,485)** head with a weighted average weight of **536.18 (524.59)** lbs. and a price value of **458.73 (428.70)**, 22.46 lower (9.30 lower) than a week ago.

This a rolling seven day calculated weighted value which combines all Feeder Steers reported by MDA/USDA Market News Service weighing from 400-649 lbs. in the Medium and Large 1 and Medium and Large 1-2 frame and muscle classifications, including all comment cattle except Brahman X. Heifer values are in parentheses.



*Graph is updated the first Monday of each month. Axis value ranges may be updated to reflect data points.

NATIONAL BOXED BEEF CUTOUT VALUES

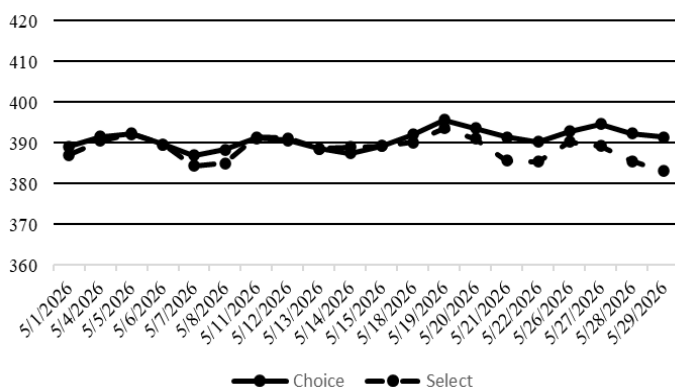
DATE	CHOICE	SELECT	TOTAL LOADS
Holiday	-	-	-
5/26	392.90	390.30	67
5/27	394.72	389.29	144
5/28	392.32	385.58	125
5/29	391.47	383.18	83
5 Day Simple Average	392.85	387.09	

MISSOURI WEEKLY CATTLE AUCTION SUMMARY

Total Receipts: 9,771 Week Ago: 44,450 Year Ago: 10,776

Compared to last week, feeders were very lightly tested and sold with lower undertones. Many auction barns were closed for the shortened holiday week, and those that did hold sales saw lighter runs. Other than a few loads of 8-9 weight steers and a draft of 207 head of 1047 lb. steers most of the offering was small drafts of calves that didn't match up with the quality seen over the last several weeks. Following last weeks cattle on feed report futures saw losses this week as well which pressured the market. Grain prices continue to basically follow the ever volatile price of crude oil which is a victim of the current media and geo-political instability. Farmers around the state are trying to get hay baled and as of the latest report are ever so slightly ahead of the 5-yr average pace but it hasn't been an easy task. The northern part of the state has been very wet, and the south is finally getting moisture which is much welcome as they haven't been near as lucky most of the spring. Pasture conditions for the state are still 74 percent good to excellent which is way ahead of most other cattle states. Boxed beef cutout values closed mixed for the week. Choice closed on Friday at 391.47, up 1.20 and select closed at 383.18, down 1.82 compared to last week. The choice/select spread is at 8.29 per cwt. Negotiated feedlot sales as of the 2:00 cutoff time on Friday afternoons report totaled just shy of 16K head. Very minimal trade reported, and prices were lower on the light test. Live sales ranged from 254.00-258.00 and dressed sales ranged from 403.00-405.00. The Missouri Stocker formula consists of 1,714 head with a weighted average weight of 536.18 lbs. and a price value of 458.73, 22.46 lower than last week. The steer/heifer is 30.03 per cwt.

Boxed Beef Cuts May 2026



*Axis value ranges may be updated to reflect data points.

WEEKLY LIVESTOCK SLAUGHTER

	CATTLE	HOGS	SHEEP
Week to Date:	448,000	2,143,000	24,000
Last Week:	532,000	2,316,000	33,000
Last Year:	487,605	2,150,313	35,210

The Weekly Market Summary, as well as historical summaries, are available on our website <https://agmarketnews.mo.gov/summaries>
 Market News Hotline: 1-573-522-9244
 Check out the latest updates on our YouTube Channel: [MDA Market News](https://www.youtube.com/channel/UC...)

SOUTHWEST MISSOURI WEEKLY SUMMARY

(Joplin, Springfield, Exeter)
Receipts: 1,635 Week ago: 14,873 Year Ago: 2,335

Compared to last week, a very light test of feeders sold with mostly weak to lower undertones. Slaughter cows sold 1.00-2.00 lower and bulls sold steady.

FEEDER STEERS:
Medium and Large 1

300-400 lbs. 550.00-610.00
400-500 lbs. 490.00-545.00
500-600 lbs. 440.00-490.00
600-700 lbs. 387.50-426.00

FEEDER HEIFERS:
Medium and Large 1

300-400 lbs. 520.00-610.00
400-500 lbs. 470.00-500.00
500-600 lbs. 400.00-440.00
600-700 lbs. 390.00-415.00
Pkg. 820 lbs. 330.00

FEEDER HOLSTEIN STEERS
Large 3

BRED COWS: Medium and Large 1, 1075-1355 lbs., 2-4 yrs., 2nd-3rd stage, 3750.00-4350.00 per head.

Medium and Large 1-2, 1045-1675 lbs 2-8 yrs., 2nd-3rd stage 2800.00-3400.00; Over 8 yrs., 2nd-3rd stage 2500.00-2800.00 per head

SLAUGHTER COWS: Breaking and Boning (70-85% lean) 165.00-182.00, high dressing 180.00-195.00; Lean (85-90%) 145.00-164.00, low dressing 130.00-142.50

SLAUGHTER BULLS: Yield Grade 1-2 1315-2350 lbs. 211.00-235.00; high dressing 231.00-251.00; low dressing 191.00-208.00

COW CALF PAIRS: Medium and Large 1-2 with 150-300 lb. calves, 2-4 yrs., Open, 4400.00-4450.00; 2-8 yrs., Open, 3650.00 per pair.

SOUTH CENTRAL MISSOURI WEEKLY SUMMARY

(West Plains, Phillipsburg)

Receipts: 3,223 Week ago: 7,595 Year Ago: 2,703

Compared to last week, feeders sold uneven, early week calves sold 4.00-12.00 lower, and late week steady to as much as 20.00 higher on steer calves, yearlings 5.00-10.00 lower. Slaughter cows sold steady to 3.00 lower.

FEEDER STEERS:
Medium and Large 1

300-400 lbs. 580.00-695.00
400-500 lbs. 495.00-565.00
500-600 lbs. 450.00-500.00
600-700 lbs. 400.00-435.00
700-800 lbs. 366.00-377.50

FEEDER HEIFERS:
Medium and Large 1

400-500 lbs. 465.00-515.00
500-600 lbs. 400.00-445.00
600-650 lbs. 367.50-397.00
23 hd. 807 lbs. 330.00

FEEDER HOLSTEIN STEERS:
Large 3

Scarce

SLAUGHTER COWS: Breaking and Boning (70-85% lean) 166.00-186.00; high dressing 179.00-197.00; low dressing 150.00-168.00. Lean (85-90%) 146.00-172.00, high dressing 171.00-180.00, low dressing 126.00-148.00

SLAUGHTER BULLS: Yield Grade 1-2 1300-2190 lbs. 202.00-224.00; high dressing 228.00-256.00; low dressing 194.00-205.00

BRED COWS: Medium and Large 1-2, 1100-1430 lbs., 2-8 yrs., 2nd-3rd stage, 2500.00-3400.00 per head.

COW CALF PAIRS: Medium and Large 1-2, with 150-300 lb. calves, 2-8 yrs., 1st stage, 3500.00-4300.00

WEST CENTRAL MISSOURI WEEKLY SUMMARY

(Kingsville, Windsor, Butler, Osceola)

Receipts: 4,529 Week ago: 6,089 Year ago: 3,298

Compared to last week, feeders sold steady to 25.00 lower on some calves, although there were a few spots late week of steady to 5.00 higher. Slaughter cows sold 5.00 lower to 5.00 higher.

FEEDER STEERS:
Medium and Large 1

300-400 lbs. 545.00-645.00
400-500 lbs. 452.50-605.00
500-600 lbs. 457.50-505.00
600-700 lbs. 397.50-460.00
800-900 lbs. 357.50-361.00

FEEDER HEIFERS:
Medium and Large 1

300-400 lbs. 507.50-612.50
400-500 lbs. 435.00-535.00
500-600 lbs. 400.00-467.50
600-700 lbs. 363.00-426.00
800-900 lbs. 329.00-340.00

SLAUGHTER BULLS: Yield Grade 1-2 1100-2360 lbs. 207.00-247.00, high dressing 240.00-259.00, low dressing 190.00-209.00
SLAUGHTER COWS: Breaking and Boning (70-85% lean) 162.00-195.00, high dressing 184.00-207.00; Lean (85-90%) 145.00-180.00, low dressing 110.00-152.00

BRED COWS Medium and Large 1-2, 980-1280 lbs., 2-8 yrs., 1st stage, 2700.00-3400.00; 2nd-3rd stage, 3000.00-3400.00
COW CALF PAIRS: Scarce

NORTHEAST MISSOURI WEEKLY SUMMARY

(Bowling Green, Kingdom City, Palmyra)

Receipts: 384 Week ago: 5,384 Year ago: 474

Compared to last week, not enough feeders to establish a trend. Slaughter steers, heifers and cows all sold fully steady to firm.

FEEDER STEERS:
Medium and Large 1-2

400-500 lbs. 477.50-522.50
550-575 lbs. 440.00-462.50
600-700 lbs. 373.00-435.00
750-775 lbs. 353.00-355.50

FEEDER HEIFERS:
Medium and Large 1-2

300-400 lbs. 510.00-570.00
400-500 lbs. 435.00-515.00
500-600 lbs. 391.00-425.00
700-800 lbs. 325.00-350.00

SLAUGHTER BULLS: Yield Grade 1-2 1430-1980 lbs. 201.00-209.00; high dressing 219.00-235.00
SLAUGHTER COWS: Breaking and Boning, (70-85% lean) 173.00-186.00; high dressing 185.00-203.00; low dressing 155.00-171.00; Lean (85-90%) 157.00-174.00; low dressing 143.00-155.00

SLAUGHTER STEERS: Choice 2 -3, 258.00-261.00
SLAUGHTER HEIFERS: Scarce

BRED COWS: Scarce

HEIFER PAIRS: Scarce

NORTH CENTRAL MISSOURI WEEKLY SUMMARY

(Macon, Unionville, Green City, New Cambria) w/e 5/29/26

Receipts: 4,640 2 Weeks ago: 1,204 Year ago: 1,965

Compared to two weeks ago, feeders early week sold steady to 15.00 higher, with later week sales steady to 15.00 lower. Slaughter cows sold steady to sharply higher.

*Some sale barns on a bi-weekly schedule and may not have a sale each week.

FEEDER STEERS:
Medium and Large 1

400-500 lbs. 501.00-580.00
500-600 lbs. 460.00-540.00
600-700 lbs. 429.50-488.00
800-900 lbs. 367.75-378.25
900-1000 lbs. 346.50-366.50

FEEDER HEIFERS:
Medium and Large 1

400-500 lbs. 462.00-551.00
500-600 lbs. 389.00-490.50
600-700 lbs. 345.00-397.00
700-800 lbs. 356.00-376.85
57 hd. 886 lbs. 319.00

SLAUGHTER BULLS: Yield Grade 1-2, 1615-2200 lbs., 210.00-253.00
SLAUGHTER COWS: Breaking and Boning (70-85% lean) 164.00-189.00, high dressing 176.00-197.00; Lean (85-90%) 150.00-165.00, high dressing 167.50-180.00,

BRED COWS:

COW CALF PAIRS:

SOUTHEAST MISSOURI WEEKLY SUMMARY

(Jackson and Farmington) w/e 5/29/26

Receipts: 1,727 Week ago: 955 Year ago: 1,915

Compared to last week, feeders sold steady to sharply higher. Slaughter cows sold steady to 3.00 higher.

FEEDER STEERS:
Medium and Large 1

300-400 lbs.	570.00-660.00
400-500 lbs.	500.00-612.00
500-600 lbs.	425.00-545.00
600-700 lbs.	375.00-480.00
700-800 lbs.	342.00-400.00

FEEDER HEIFERS:
Medium and Large 1

300-400 lbs.	480.00-600.00
400-500 lbs.	425.00-525.00
500-600 lbs.	400.00-495.00
600-700 lbs.	357.00-420.00
700-800 lbs.	325.00-385.00

SLAUGHTER BULLS: Yield Grade 1-2, 995-2270 lbs., avg dressing 172.00-185.00; high dressing, 210.00-250.00

SLAUGHTER COWS: Breaking and Boning (75-85% lean) 150.00-165.00; high dressing 163.00-195.00; Lean (85-90% lean) 120.00-150.00, high dressing 157.00-174.50

BRED COWS: Medium and Large 2, 2-8 yrs, 1010-1508 lbs, 2nd-3rd stage, 2300.00-4150.00 per head

COW & CALF PAIRS: Medium and Large 2 with 150-300 lb. calves, 2-8 yrs., Open, 3350.00-4950.00

EAST CENTRAL MISSOURI WEEKLY SUMMARY

(Cuba, Vienna) w/e 5/29/26

Receipts: 2,537 Week ago: 2,960 Year ago: 3,533

Compared to last week, steers and heifers mostly steady to 5.00 higher except some under 450 lbs 5.00 lower. Slaughter cows 1.00-4.00 higher.

FEEDER STEERS:
Medium and Large 1

300-400 lbs.	585.00-652.00
400-500 lbs.	520.00-585.00
500-600 lbs.	449.00-540.00
600-700 lbs.	405.00-458.00
700-800 lbs.	360.00-415.50

FEEDER HEIFERS:
Medium and Large 1

300-400 lbs.	515.00-575.00
400-500 lbs.	458.00-540.00
500-600 lbs.	412.50-462.50
600-700 lbs.	364.00-410.00
725-750 lbs.	352.50

SLAUGHTER BULLS: Yield grade 1-2, 1405-2030 lbs., 214.00-235.00; low dressing 181.00-210.00

SLAUGHTER COWS: Breaking and Boning, (70-85% lean) 171.50-187.50, high dressing 186.50-195.00; Lean (85-90%) 156.50-178.00, low dressing 128.00-154.00

BRED COWS: Medium and Large 1-2, 5-8 yrs., 2nd-3rd stage, 3100.00-3800.00; Over 5 yrs., 2nd stage, 2500.00-3450.00

COW CALF PAIRS: Medium and Large 1-2 with 150-300 lb. calves, 2-8 yrs., Open, 4600.00-5400.00; Over 5 yrs, 1st stage, 4600.00-5500.00

NORTHWEST MISSOURI WEEKLY SUMMARY

(Tina) w/e 5/29/26

Receipts: 1,605 Week ago: 1,356 Year ago: 1,457

Compared to last week, the steers and heifers sold mostly steady to firm. Slaughter cattle sold 5.00 to 8.00 higher.

FEEDER STEERS:
Medium and Large 1

400-500 lbs.	530.00-581.00
500-600 lbs.	485.00-516.00
600-700 lbs.	421.00-463.00
700-800 lbs.	380.25-414.00

FEEDER HEIFERS:
Medium and Large 1

300-400 lbs.	547.50-585.00
400-500 lbs.	484.00-540.00
500-600 lbs.	420.00-467.00
600-700 lbs.	375.00-413.00

SLAUGHTER BULLS: Yield Grade 1, 1620-2175 lbs., 235.50-242.50, high dressing 245.00-258.50; Yield Grade 1-2, 1595-1970 lbs., 210.00-221.50

SLAUGHTER COWS: Breaking and Boning, (70-85% lean) 170.00-191.00, high dressing 184.00-200.00, low dressing 155.00-176.00; Lean (85-90%) 163.50-174.00, high dressing 176.00-186.00, low dressing 142.00-162.00

BRED COWS: Scarce

COW CALF PAIRS: Scarce

AFTERNOON NATIONAL SLAUGHTER CATTLE REVIEW

So far for Friday, negotiated cash trade has been light on moderate demand in Nebraska. Compared to last week, early live purchases have been 3.00-10.00 lower at 255.00 and early dressed purchases have been 3.00-5.00 lower at 405.00. Negotiated cash trade has been limited on moderate demand in the Texas Panhandle and the Western Cornbelt. There have been a few early live purchases at 256.00 in the Texas Panhandle, but not enough for an adequate market test. The last established market in the Texas Panhandle was last week with live purchases at 260.00. In the Western Cornbelt, there have been a few early live purchases ranging from 255.00-258.00 and a few early dressed purchases at 405.00, but not enough for an adequate market test. The last established market in the Western Cornbelt was last week with live purchases from 258.00-265.00, mostly 260.00, and dressed purchases on a light test from 405.00-415.00, mostly 410.00. Negotiated cash trade has been mostly inactive on moderate demand in Kansas. The last established market in Kansas was last week with live purchases from 259.00-260.00, mostly 260.00.

Negotiated Cash Sales:					
Confirmed:	13,113	Week Ago:	8,369	Year Ago:	13,581
Week to date:	15,664	Week Ago:	46,556	Year Ago:	74,411

Live Basis	Steers	Heifers
Over 80% Choice	255.00 - 258.00 avg 256.19	254.00 - 258.00 avg 256.34
65-80% Choice	256.00 - 256.00 avg 256.00	256.00 - 256.00 avg 256.00
35-65% Choice	-	-
0-35% Choice	-	-
Total All Grades	255.00 - 258.00 avg 256.18	254.00 - 258.00 avg 256.24
Dressed Basis		
Over 80% Choice	405.00 - 405.00 avg 405.00	405.00 - 405.00 avg 405.00
65-80% Choice	-	405.00 - 405.00 avg 405.00
35-65% Choice	-	-
0-35% Choice	-	-
Total All Grades	405.00 - 405.00 avg 405.00	405.00 - 405.00 avg 405.00

All Beef Type Steers/Heifers	Head	Avg Wt	Price Range	Wtd Avg
Live FOB	6,398	1,461.5	254.00-260.00	256.24
Live Del	3,049	1,497.1	256.00-262.00	260.56
Dressed Del	3,134	988.8	402.00-405.00	404.94
Dressed FOB	70	953.0	405.00-405.00	405.00

WEEKLY COMMODITY FUTURES TRENDS

Compared to last week, Live Cattle 0.30 to 1.05 lower, Lean Hogs June 0.10 higher, others 0.90 to 1.80 lower, Feeder Cattle 1.43 to 4.55 lower.

Daily Futures Closes

	Mon.	Tues.	Wed.	Thu.	Fri.
Cattle Jun	Holiday	248.22	251.42	249.75	248.25
Aug		239.15	242.50	241.00	239.05
Oct		230.95	233.97	232.57	230.42
Dec		230.55	233.25	232.05	229.70
Feb		231.27	233.85	232.75	230.35
Lean Hogs Jun	Holiday	96.12	97.60	96.97	95.85
Jul		100.12	102.12	102.12	99.50
Aug		99.05	100.85	100.92	98.35
Oct		85.95	86.60	87.17	85.32
Dec		78.72	78.97	79.65	78.17
Fdr Cattle Aug	Holiday	349.45	354.62	353.02	348.42
Sep		347.02	351.80	350.25	345.35
Oct		343.90	348.47	347.00	342.02
Nov		340.65	345.00	343.55	338.52
Jan		334.52	338.62	337.30	332.50
Milk May	Holiday	16.91	16.90	16.90	16.91
Jun		16.60	16.52	16.35	16.23
Jul		16.61	16.69	16.71	16.70

WEEKLY COMMODITY GRAIN FUTURES TRENDS

Compared to last week, Soybeans Nearby 0.05 to 0.10 lower, others 0.01 to 0.04 higher, Wheat 0.33 to 0.36 lower, Corn 0.10 to 0.16 lower, KC Wheat 0.28 to 0.32 lower, Soybean Meal 1.20 to 6.70 lower.

Daily Grain Futures Closes

	Mon.	Tues.	Wed.	Thu.	Fri.
Soybeans					
Jul	Holiday	1186	1185 1/4	1194 1/2	1186 3/4
Aug		1185	1184 3/4	1196	1190 1/4
Sep		1171 1/4	1173	1185 1/4	1181
Nov		1180 1/4	1181 1/2	1194	1190
Jan		1193 1/2	1194 1/4	1207	1203 1/2
Wheat					
Jul	Holiday	635 1/2	622 1/2	624	610 1/2
Sep		648 1/4	635 3/4	637	623 1/2
Dec		668 1/2	655 3/4	656 1/4	643
Mar		685 1/2	673	672 3/4	660
May		694 1/2	682 1/2	682	669 3/4
Corn					
Jul	Holiday	457 1/2	452 1/2	455 3/4	446 3/4
Sep		464 1/4	459 3/4	464 1/4	455 3/4
Dec		482	477 1/2	482 1/4	475
Mar		496 1/2	492 1/4	496 3/4	489 3/4
May		504	499 3/4	504 1/4	497 3/4
KC Wheat					
Jul	Holiday	676 1/4	669 3/4	665 1/4	649 3/4
Sep		688	681 1/2	676 3/4	661 1/2
Dec		704 1/4	697 1/4	692 1/4	677
Mar		717	709 1/2	705 1/4	690 1/4
May		723 1/2	716 3/4	712 1/2	698 1/4
SB Meal					
Jul	Holiday	328.60	330.60	334.10	329.80
Aug		321.20	323.50	327.30	324.10
Sep		317.70	319.40	322.90	319.80
Oct		315.40	316.80	319.90	316.70
Dec		319.40	320.70	323.60	320.30

MISSOURI GRAIN WEEKLY TRENDS

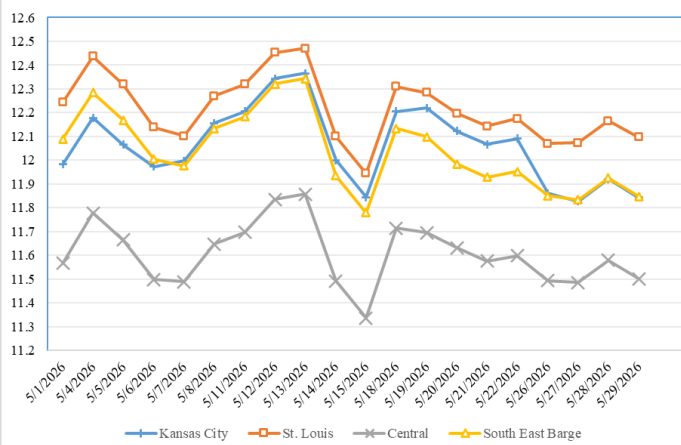
Compared to last week, Soybeans 0.07 to 0.40 lower, Wheat 0.36 lower, Corn 0.15 to 0.20 lower.

Area	#1 Soybeans	#2 Soft Wheat	#2 Corn	#2 Grain Sorghum
Kansas City				
Friday**	11.76-12.41	6.26	4.68	---
Monday	Holiday	Holiday	Holiday	---
Tuesday	11.66-12.06	6.15	4.62	---
Wednesday	11.65-12.00	6.02	4.57	---
Thursday	11.74-12.09	6.04	4.62	---
Friday	11.66-12.01	5.90	4.53	---
St. Louis				
Friday**	12.17	6.36-6.41	4.84	---
Monday	Holiday	Holiday	Holiday	---
Tuesday	12.07	6.25-6.30	4.78	---
Wednesday	12.07	6.12-6.17	4.70-4.73	---
Thursday	12.16	6.14-6.19	4.73	---
Friday	12.08-12.10	6.00-6.05	4.64	---
Central				
Friday**	11.56-11.61	6.06-6.11	4.23-4.33	---
Monday	Holiday	Holiday	Holiday	---
Tuesday	11.46-11.51	5.95-6.00	4.22-4.27	---
Wednesday	11.45-11.50	5.82-5.87	4.17-4.22	---
Thursday	11.54-11.59	5.84-5.89	4.20-4.25	---
Friday	11.46-11.51	5.70-5.75	4.11-4.16	---
S.E. MO				
Friday**	11.76-12.19	6.41	4.68-4.86	---
Monday	Holiday	Holiday	Holiday	---
Tuesday	11.66-12.10	6.30	4.62-4.80	---
Wednesday	11.65-12.09	6.17	4.57-4.75	---
Thursday	11.74-12.18	6.19	4.55-4.78	---
Friday	11.66-12.10	6.05	4.46-4.69	---

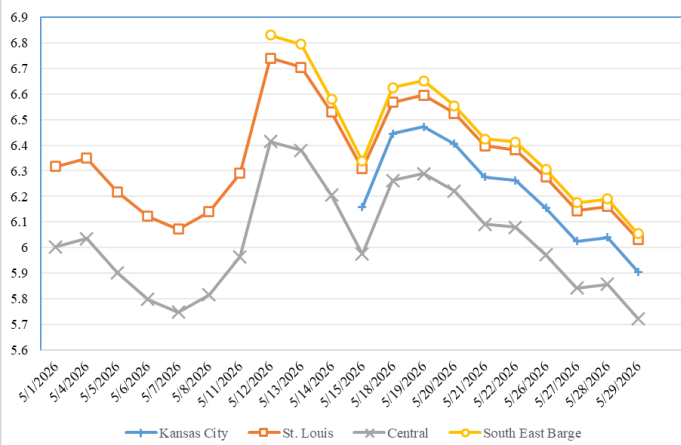
(PRICES PER BUSHEL) *NEW CROP **PREVIOUS WEEK'S PRICES
*Bids calculated using Kansas City, St. Louis, and St. Joseph bids

MONTHLY GRAIN CROP

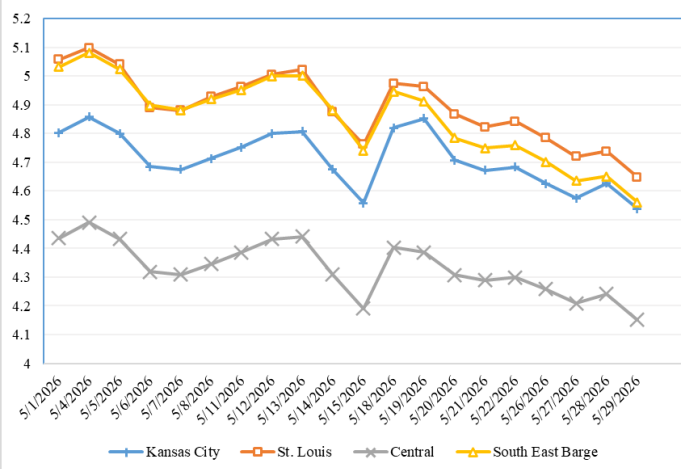
May 2026 Soybean Bids



May 2026 Wheat Bids



May 2026 Corn Bids



*Axis value ranges may be updated to reflect data points.
Only dates in which markets are trading and only current cash bids are represented.

**WHOLESALE FEEDSTUFFS PRICES
(DOLLARS PER TON-BULK BASIS)**

Area	Soybean Hulls	Soybean Meal 46.5-48%	Corn Gluten Pellets 21%	Wheat Middlings
Kansas City	95.00	344.10	249.33	146.67
St. Louis	N/A	N/A	218.00	132.50

CROP PROGRESS

There were 2.8 days suitable for fieldwork in the week ending May 24, 2026. Topsoil moisture supply was rated 1 percent very short, 6 percent short, 69 percent adequate, and 24 percent surplus. Subsoil moisture supply was rated 2 percent very short, 7 percent short, 77 percent adequate, and 14 percent surplus. Pasture and Range Condition was rated at 0 percent very poor, 3 percent poor, 23 percent fair, 66 percent good and 8 percent Excellent. Corn planted was at 89 percent, compared to the 5-year average of 90 percent. Corn Emerged was at 73 percent compared to the 5-year average of 75 percent. Soybeans planted was at 65 percent complete, compared to the 5-year average of 57 percent. Soybeans emerged was at 47 percent, compared to the 5 year average of 38 percent. Winter Wheat headed was at 97 percent, ahead of the 5-year average of 93 percent. Winter Wheat Condition was rated at 1 percent very poor, 2 percent poor, 25 percent fair, 65 percent good, and 7 percent excellent. Hay cutting excluding alfalfa was at 23 percent complete, compared to the 5-year average of 16 percent. First cutting of Alfalfa was at 33 percent complete compared to the 5-year average of 29 percent.

	WEEK ENDING			5 yr avg
	5/24/25	5/17/26	5/24/26	
Corn Planted	93	84	89	90
Corn Emerged	76	60	73	75
Soybean Planted	70	59	65	57
Soybeans Emerged	45	35	47	38
Winter Wheat Headed	95	94	97	93
Hay Alfalfa 1st	37	23	33	29
Hay Excl. Alfalfa	20	15	23	16

MISSOURI WEEKLY HAY SUMMARY 5/21/2026

As of early this week, hay progress was running slightly head of the average with first cutting of alfalfa at 23 percent complete and other hay at 15 percent. Rains this week have put haying on hold for the time being though. The latest drought monitor shows nearly the entire southern third of the state in some form of drought from D0-D4 in parts of the bootheel. The exact opposite case exists as one travels north where some areas saw 8 inches of rain causing flooding and damage over the last week. NASS released the hay stocks reports showing a decrease in stocks nationwide for the first time in three years. Drought conditions especially to the west has made for some pretty big year over year swings. Missouri is said to have an increase of 10 percent over this point last year. Hay prices are steady. Demand is light and supplies are moderate. The Missouri Department of Agriculture has a hay directory at <https://apps.mda.mo.gov/haydirectory> or visit the University of Missouri Extension feed stuff finder at <https://feedstufffinder.org>

Alfalfa - Supreme 250.00-300.00, small square 10.00-15.00 per bale
 Alfalfa - Premium 175.00-225.00
 Alfalfa - Good 150.00-175.00, small square 6.00-10.00 per bale
 Alfalfa - Fair 125.00-150.00

Mixed Grass - Premium 150.00-200.00
 Mixed grass - Good/Premium 100.00-150.00
 Mixed grass-Fair/Good 50.00-100.00, small square 2.25-7.00 per bale
 Mixed grass - Fair 20.00-40.00 per large round bale.

Please Note: The above volumes (tonnage, acres, and bales) listed are for confirmed trades only, it does not include estimated volume (tonnage) for bids or offers to the trade. List your hay for sale at: [Hay Listing Online Form](#). Explanation of Hay Quality Guidelines: [Hay](#)

MISSOURI WEEKLY SHEEP/GOAT AUCTION SUMMARY

Receipts: 719 Week Ago: 937 Last Year: 2,819

Sheep: Feeder Lambs: Small and Medium 1-2 hair 25-30 lbs 405.00-420.00; 30-40 lbs 380.00-415.00; 40-50 lbs 335.00-370.00. Slaughter Lambs: Choice and Prime 1-3 hair 50-70 lbs 320.00-352.50; 70-90 lbs 300.00-325.00. Choice 1-3 hair 60-70 lbs 300.00-320.00; 70-80 lbs 265.00-280.00. Ewes: Good 2-3 hair 75-95 lbs 185.00-210.00; 105-150 lbs few 205.00. Utility and Good 1-3 hair pkg 86 lbs 167.00; 110-140 lbs 145.00-152.50. Bucks hair 100-125 lbs 190.00-205.00; 150-175 lbs 150.00-160.00.

Goats: Feeder Kids: Selection 1 40-50 lbs 385.00-425.00, replacements 500.00. Selection 2 30-50 lbs 300.00-370.00. Selection 3 25-40 lbs 185.00-270.00. Slaughter Nannies Selection 1-2 few 55-90 lbs 190.00-225.00.

Explanatory Notes: Stage - Represents estimated lambing/kidding period (Open, Exp=exposed, Bred, Fall = Sep-Nov, Win = Dec-Feb, Spr = Mar-May, Sum=Jun-Aug; w/s = woolled and shorn; /hd= per head; /fam=per family All price CWT unless otherwise noted.

MISSOURI DROUGHT MONITOR

Date	None	D0	D1	D2	D3	D4
5/26/26	69.98	10.35	9.79	7.60	2.09	0.18
5/19/26	69.54	10.80	9.06	6.28	3.45	0.87
5/27/25	77.78	19.21	3.01	0.0	0.0	0.0

Reflects percentage of Missouri impacted by drought. D0 Abnormally Dry; D1 Moderate Drought; D2 Severe Drought; D3 Extreme Drought; D4 Exceptional Drought

NATIONAL DIRECT DELIVERED FEEDER PIG REPORT

5/29/26 Receipts: 149,675 Week ago: 141,745 Year Ago: 142,674 Early weaned pigs are 4.00 lower and feeder pigs are 9.00 lower.

Cash: 96,847 head, 57.00-89.00, weighted average 70.74
 Formula: 33,678 head, 44.58-82.02, weighted average 57.64
 Feeder pigs 40 pounds basis: Cash 19,150 head, 90.00-115.00, weighted average 96.25

NATIONAL DAILY DIRECT PRIOR DAY HOG REPORTS 5/29/26

BARROWS AND GILTS (Carcass Basis): 1,387 head
 Base Carcass Price 91.50-95.00, weighted average 93.17

SOWS (Live Basis): 7,003 head
 300-500 lbs. 25.00-79.47
 Over 500 lbs. 52.00-79.50

MISSOURI WEEKLY DIRECT SLAUGHTER CATTLE REPORT 5/29/26

Weekly Receipts: 320 Week ago: 320 Year ago: 280
 Trade so far this Friday morning is light to moderate with Flat dressed sales trading 10.00 lower at 405.00 on Friday morning.

LIVE STEERS & HEIFERS: DRESSED STEERS & HEIFERS:
 No sales reported. 5 loads Friday morning 405.00 Flat

GRADE AND EIGHT (Grid): 3 loads Friday morning 410.00

Click here for the current [National Crop Progress](#)
 Click here for the current [Missouri Crop Progress](#)
 The current hay directory can be found at: [Hay Directory](#).