

Weekly Market Summary

Published by:
Missouri Department of Agriculture
Ag Business Development Division
Market News Program



Chris Chinn, Director
 Jill Wood, Division Director
 Tony Hancock, Editor
<http://www.ams.usda.gov/marketnews.htm>
<http://www.ams.usda.gov/marketnews.htm>

Michael Kehoe, Governor

Volume XLVI, Number 23 ♦ P.O. Box 630, Jefferson City, MO 65102 ♦ (573) 751-4211 ♦ Mon, Jun 08, 2026

MISSOURI WEEKLY FEEDER CATTLE WEIGHTED AVERAGE REPORT

Feeder Cattle Receipts: 37,477 Week ago: 7,024 Year ago: 39,834
 Steers and Heifers Medium and Large 1—Weighted average weights and prices

STEERS: Medium and Large 1

277 lbs. 629.00	476 lbs. 517.30	670 lbs. 419.18	882 lbs. 348.64
326 lbs. 601.58	521 lbs. 499.91	719 lbs. 401.79	922 lbs. 336.55
377 lbs. 576.06	576 lbs. 464.82	776 lbs. 377.23	975 lbs. 332.20
422 lbs. 543.44	620 lbs. 442.32	829 lbs. 355.56	1006 lbs. 302.50

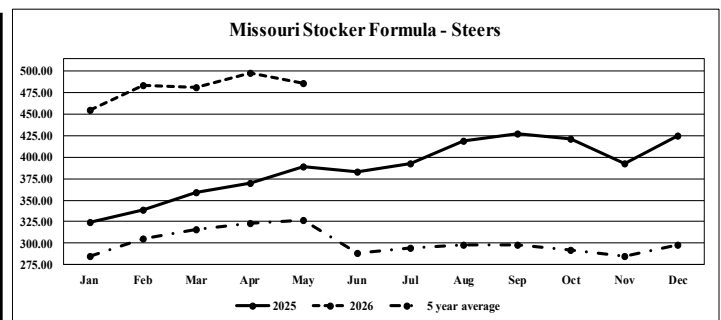
HEIFERS: Medium and Large 1

332 lbs. 524.67	523 lbs. 432.77	726 lbs. 363.14	914 lbs. 296.66
374 lbs. 521.77	569 lbs. 417.19	786 lbs. 335.39	
420 lbs. 489.65	620 lbs. 387.57	807 lbs. 325.17	
473 lbs. 461.58	667 lbs. 372.54	886 lbs. 323.08	

MISSOURI STEER (HEIFER) STOCKER FORMULA 6/08/2026

Monday's Missouri Stocker formula consists of **9,450 (7,284)** head with a weighted average weight of **547.50 (526.56)** lbs. and a price value of **464.07 (418.74)**, 5.34 higher (9.96 lower) than a week ago.

This a rolling seven day calculated weighted value which combines all Feeder Steers reported by MDA/USDA Market News Service weighing from 400-649 lbs. in the Medium and Large 1 and Medium and Large 1-2 frame and muscle classifications, including all comment cattle except Brahman X. Heifer values are in parentheses.



*Graph is updated the first Monday of each month. Axis value ranges may be updated to reflect data points.

NATIONAL BOXED BEEF CUTOUT VALUES

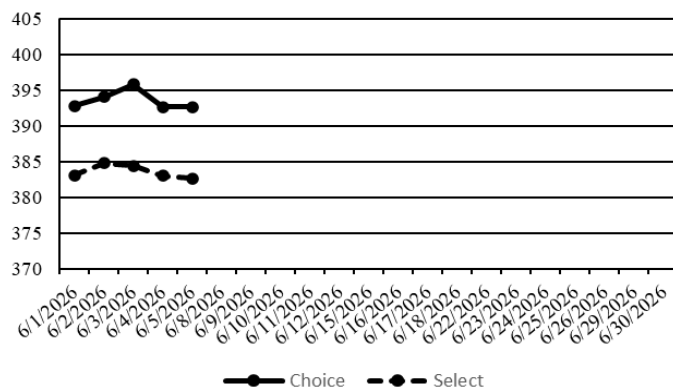
DATE	CHOICE	SELECT	TOTAL LOADS
6/01	392.83	383.09	79
6/02	394.07	384.81	115
6/03	395.86	384.43	91
6/04	392.66	383.04	128
6/05	392.70	382.69	91
5 Day Simple Average	393.62	383.61	

MISSOURI WEEKLY CATTLE AUCTION SUMMARY

Total Receipts: 45,960 Week Ago: 9,771 Year Ago: 47,369

Not enough sales last week for a good trend but looking back to two weeks ago, calves sold mostly 5.00-15.00 lower, heavier weights over 750 lbs. sold steady to 5.00 lower. Heat and humidity is starting to set in as summer draws closer making it a bit more stressful on calves without weaning or vaccination programs. Those calves yet to shed off, with fescue hair, considered much less desirable this time of year by buyers as well. Although there were several scattered showers and some areas had storms with heavy rain and flash flooding, there were also a few windows in other areas and several farmers were making hay especially early week. Wednesday evening USDA announced New World Screw Worm was found on a farm in Texas that was followed up with a second case over the weekend. Markets seemed to have this figured in and feeder futures spiked higher on Thursday, as fears of even more supply shortages lie ahead. A few stick-out sales this week included 32 head of 508 lb. steers at Callaway Livestock Center that sold for 557.50, 37 head of 621 lb. steers that sold for 486.00, 47 head of 660 lb. steers that brought 451.00 and two loads of 919 lb. steers that sold for 352.50. Windsor Livestock Auction sold 29 head of 555 lb. steers for 505.50. Lollie Brothers Livestock Market sold a load of 705 lb. steers for 427.50. Kingsville Livestock Auction sold 36 head of 788 lb. steers for 389.00. Unionville Livestock Market sold a load of 873 lb. steers for 364.25. Callaway Livestock Center sold 28 head of 525 lb. heifers for 485.00. Joplin Regional Stockyards sold two loads of 729 lb. heifers for 374.00. Boxed beef cutout values closed mixed for the week. Choice closed on Friday at 392.70, up 1.23 and Select closed at 382.69, down 0.49 compared to last week. The choice/select spread is at 8.29 per cwt. Negotiated feedlot sales as of the 2:00 cutoff time on Friday afternoons report totaled just shy of 74K head. Live sales were mostly at 255.00-256.00 with some late week sales at 258.00. Dressed sales were mostly at 405.00. The Missouri Stocker formula consists of 9450 head with a weighted average weight of 526.56 lbs. and a price value of 464.07, 5.34 higher than last week. The steer/heifer is 45.33 per cwt.

Boxed Beef Cuts June 2026



*Axis value ranges may be updated to reflect data points.

WEEKLY LIVESTOCK SLAUGHTER

	CATTLE	HOGS	SHEEP
Week to Date:	533,000	2,428,000	32,000
Last Week:	448,000	2,138,000	25,000
Last Year:	581,299	2,352,907	43,653

The Weekly Market Summary, as well as historical summaries, are available on our website <https://agmarketnews.mo.gov/summaries>
 Market News Hotline: 1-573-522-9244
 Check out the latest updates on our YouTube Channel: [MDA Market News](https://www.youtube.com/channel/UC...)

SOUTHWEST MISSOURI WEEKLY SUMMARY

(Joplin, Springfield, Exeter)

Receipts: 17,486 Week ago: 1,635 Year Ago: 16,330

Compared to two weeks ago, feeders sold steady to 15.00 lower, with some calves as much as 30.00 lower. Slaughter cows and bulls sold mostly steady to 4.00 lower.

FEEDER STEERS:
Medium and Large 1

300-400 lbs.	520.00-605.00
400-500 lbs.	470.00-570.00
500-600 lbs.	420.00-515.00
600-700 lbs.	397.00-450.00
700-800 lbs.	363.00-387.00
800-900 lbs.	331.00-361.00
900-1000 lbs.	323.00-352.00

FEEDER HEIFERS:
Medium and Large 1

300-400 lbs.	500.00-570.00
400-500 lbs.	420.00-475.00
500-600 lbs.	385.00-455.00
600-700 lbs.	350.00-395.00
700-800 lbs.	331.50-375.00
800-900 lbs.	317.00-328.00
900-950 lbs.	297.00-298.00

FEEDER HOLSTEIN STEERS
Large 3

Scarce

SLAUGHTER COWS: Breaking and Boning (70-85% lean) 160.00-190.00, high dressing 177.00-192.50; Lean (85-90%) 143.00-178.00, low dressing 100.00-155.00

SLAUGHTER BULLS: Yield Grade 1-2 1220-2455 lbs. 209.00-245.00; high dressing 225.00-266.00; low dressing 186.00-210.00

BRED COWS: Medium and Large 1, 1100-1535 lbs., 2-8 yrs., 1st stage, 3700.00-3750.00; 2nd-3rd stage, 3600.00-4500.00; Over 8 yrs., 2nd-3rd stage, 3500.00-3700.00

Medium and Large 1-2, 950-1800 lbs., 2-8 yrs., 1st stage, 2400.00-3450.00; 2nd-3rd stage, 2500.00-3850.00; Over 5 yrs., 1st stage, 2200.00-2600.00; 2nd-3rd stage, 2200.00-3350.00

COW CALF PAIRS: Medium and Large 1 with 150-300 lb. calves, 2-4 yrs., Open, 5100.00-5800.00; 2-8 yrs., Open, 4500.00-5200.00; Over 8 yrs., Open, 4575.00-4800.00

Medium and Large 1 with over 300 lb. calves, 2-8 yrs., Open, 5000.00-5400.00; Over 8 yrs., Open 4700.00-4900.00

SOUTH CENTRAL MISSOURI WEEKLY SUMMARY

(West Plains, Phillipsburg)

Receipts: 4,066 Week ago: 3,223 Year Ago: 4,813

Compared to last week, feeders were uneven from 10.00 lower to 6.00 higher. Slaughter cows and bulls sold steady to 5.00 higher.

FEEDER STEERS:
Medium and Large 1

300-400 lbs.	575.00-625.00
400-500 lbs.	472.50-540.00
500-600 lbs.	434.00-497.50
600-700 lbs.	397.50-455.00
700-725 lbs.	406.00-410.00

FEEDER HEIFERS:
Medium and Large 1

300-400 lbs.	527.50-560.00
400-500 lbs.	462.50-505.00
500-600 lbs.	390.00-455.00
600-700 lbs.	343.00-396.00

FEEDER HOLSTEIN STEERS:
Large 3

Scarce

SLAUGHTER COWS: Breaking and Boning (70-85% lean) 167.00-185.00; high dressing 179.00-193.00; low dressing 152.00-170.00. Lean (85-90%) 148.00-170.00, high dressing 173.00-182.50, low dressing 126.00-148.00

SLAUGHTER BULLS: Yield Grade 1-2 1050-2205 lbs. 206.00-225.00; high dressing 220.00-242.00; low dressing 185.00-202.50

BRED COWS: Medium and Large 1-2, 1080-1375 lbs., 2-8 yrs., 1st stage, 2400.00-2700.00; 2nd-3rd stage, 2800.00-4100.00

COW CALF PAIRS: Medium and Large 1-2, with 150-300 lb. calves, 2-8 yrs., Open, 3600.00-4800.00

WEST CENTRAL MISSOURI WEEKLY SUMMARY

(Kingsville, Windsor, Butler, Osceola)

Receipts: 7,213 Week ago: 4,529 Year ago: 6,734

Compared to last week, feeders sold steady to 10.00 higher, with calves having spots 10.00 lower to 20.00 higher. Slaughter cows sold mostly steady to 4.00 lower.

FEEDER STEERS:
Medium and Large 1

300-400 lbs.	550.00-625.00
400-500 lbs.	475.00-575.00
500-600 lbs.	437.50-535.00
600-700 lbs.	393.00-460.00
700-800 lbs.	343.00-419.00
800-825 lbs.	345.00-364.00

FEEDER HEIFERS:
Medium and Large 1

300-400 lbs.	502.50-590.00
400-500 lbs.	446.00-532.50
500-600 lbs.	395.00-470.00
600-700 lbs.	382.50-427.50
700-800 lbs.	333.00-369.50

SLAUGHTER BULLS: Yield Grade 1-2 1260-2415 lbs. 206.00-244.00, high dressing 245.00-261.00, low dressing 184.00-214.00

SLAUGHTER COWS: Breaking and Boning (70-85% lean) 159.00-186.00, high dressing 184.00-200.00; Lean (85-90%) 140.00-180.00, low dressing 117.50-140.00

BRED COWS: Medium and Large 1-2, 1015-1315 lbs., 2-8 yrs., 2nd-3rd stage, 2800.00-3600.00; Over 5 yrs., 2nd-3rd stage, 2600.00-3250.00

COW CALF PAIRS: Scarce

NORTHEAST MISSOURI WEEKLY SUMMARY

(Bowling Green, Kingdom City, Palmyra)

Receipts: 5,859 2 Weeks ago: 384 Year ago: 6,577

Compared to two weeks ago, steers and heifers under 500 lbs sold 5.00-10.00 lower, with 500-650 lbs steers and 500-600 lb heifers all trading 5.00-10.00 higher. Heavier steers sold with a firm to higher undertone. Slaughter cows sold steady to firm.

FEEDER STEERS:
Medium and Large 1

400-500 lbs.	540.00-600.00
500-600 lbs.	474.00-557.50
600-700 lbs.	423.00-489.00
700-800 lbs.	384.00-414.50
800-900 lbs.	346.00-361.50
116 at 919 lbs.	352.50

FEEDER HEIFERS:
Medium and Large 1

400-500 lbs.	474.00-537.50
500-600 lbs.	425.00-486.00
600-625 lbs.	402.50-428.75
700-800 lbs.	329.75-379.00

SLAUGHTER BULLS: Yield Grade 1-2 1445-2225 lbs. 200.00-214.00; high dressing 218.00-235.00

SLAUGHTER COWS: Breaking and Boning (70-85% lean) 173.00-185.00; high dressing 186.00-200.00; low dressing 160.00-173.00; Lean (85-90%) 157.00-173.00; low dressing 136.00-155.00

SLAUGHTER STEERS: Choice and Prime 2-4 266.00; Choice 2-3, 252.00-262.00

SLAUGHTER HEIFERS: Choice and Prime 2-4 263.00; Choice 2-3 253.00-259.00

BRED COWS: Medium and Large 1, 2-8 yrs., 2nd stage, 4100.00-4425.00

HEIFER PAIRS: Medium and Large 1-2 with 150-300 lb. calves, Under 2 yrs., Open, 5400.00-6400.00

NORTH CENTRAL MISSOURI WEEKLY SUMMARY

(Macon, Unionville, Green City, New Cambria)

Receipts: 4,045 2 Weeks ago: 4,640 Year ago: 5,236

Compared to recent test, feeders sold steady to 20.00 lower, although a few instances of steady to 10.00 higher existed. Slaughter cows sold unevenly steady.

*Some sale barns on a bi-weekly schedule and may not have a sale each week.

FEEDER STEERS:
Medium and Large 1

400-500 lbs.	520.00-570.00
500-600 lbs.	443.00-532.50
600-700 lbs.	407.50-472.00
700-750 lbs.	378.50-427.50
850-900 lbs.	358.25-364.25

FEEDER HEIFERS:
Medium and Large 1

400-500 lbs.	450.00-515.00
500-600 lbs.	364.00-460.00
600-700 lbs.	353.50-403.25
700-800 lbs.	350.00-374.50

SLAUGHTER BULLS: Yield Grade 1-2, 1350-2870 lbs., 204.00-241.50, high dressing 216.00-231.00

SLAUGHTER COWS: Breaking and Boning (70-85% lean) 158.00-185.00, high dressing 178.00-197.00; Lean (85-90%) 152.00-169.00, low dressing 137.50-156.00

BRED COWS: Scarce

COW CALF PAIRS: Scarce

SOUTHEAST MISSOURI WEEKLY SUMMARY

(Jackson and Farmington)

Receipts: 2,318 2 Weeks ago: 1,727 Year ago: 1,650

Compared to two weeks ago, feeders sold 15.00-25.00 lower, with spots sharply lower. Slaughter cows were mixed 4.00 lower to 3.00 higher.

FEEDER STEERS:
Medium and Large 1

300-400 lbs. 475.00-630.00
400-500 lbs. 435.00-552.00
500-600 lbs. 400.00-502.00
600-700 lbs. 350.00-440.00
700-750 lbs. 340.00-385.00

FEEDER HEIFERS:
Medium and Large 1

300-400 lbs. 390.00-512.00
400-500 lbs. 385.00-520.00
500-600 lbs. 350.00-435.00
600-700 lbs. 332.00-385.00

SLAUGHTER BULLS: Yield Grade 1-2, 1310-2210 lbs., high dressing, 200.00-245.00

SLAUGHTER COWS: Breaking and Boning (75-85% lean) 145.00-161.50; high dressing 160.00-188.00; Lean (85-90% lean) 1120.00-137.00, high dressing 146.00-177.00

BRED COWS: Medium and Large 2, 2-8 yrs, 1010-1550 lbs, 1st-3rd stage, 2100.00-4550.00 per head

COW & CALF PAIRS: Scarce

EAST CENTRAL MISSOURI WEEKLY SUMMARY

(Cuba, Vienna)

Receipts: 2,899 2 Weeks ago: 2,537 Year ago: 3,817

Compared to two weeks ago, steers and heifers 5.00-15.00 lower except some steers under 450 lbs steady to 5.00 higher. Slaughter cows 2.00-6.00 lower.

FEEDER STEERS:
Medium and Large 1

300-400 lbs. 537.50-680.00
400-500 lbs. 485.00-603.00
500-600 lbs. 437.50-525.00
600-700 lbs. 387.00-452.00
700-800 lbs. 347.00-415.00

FEEDER HEIFERS:
Medium and Large 1

300-400 lbs. 480.00-575.00
400-500 lbs. 410.00-526.00
500-600 lbs. 374.00-452.50
600-700 lbs. 356.00-389.00

SLAUGHTER BULLS: Yield grade 1-2, 1405-2175 lbs., avg dressing 206.00-231.00, high dressing 234.00, low dressing 182.00-202.00.

SLAUGHTER COWS: Breaking and Boning, (70-85% lean) 166.00-184.00, high dressing 179.00-190.00; Lean (85-90%) 156.50-171.00, low dressing 120.00-157.00

BRED COWS: Medium and Large 1 5-8 yrs, 1255-1492 lbs. 2nd stage 3400.00-3525.00 per head

COW CALF PAIRS: Scarce

NORTHWEST MISSOURI WEEKLY SUMMARY

(Tina)

Receipts: 2,074 2 Weeks ago: 1,605 Year ago: 2,212

Compared to the last sale two weeks ago, steers and heifers traded unevenly steady. The heifers over 650 lbs. had limited comparisons. Slaughter cows and bulls traded mostly steady.

FEEDER STEERS:
Medium and Large 1

400-500 lbs. 535.00-567.00
500-600 lbs. 478.00-528.00
600-700 lbs. 405.00-456.00
700-750 lbs. 381.00-397.00
119 hd. 925 lbs. 344.50

FEEDER HEIFERS:
Medium and Large 1

450-500 lbs. 451.00-475.00
500-600 lbs. 422.00-467.50
600-700 lbs. 370.00-391.00
725-750 lbs. 350.00-368.00

SLAUGHTER BULLS: Yield grade 1-2, 1310-1425 lbs., high dressing 225.00-235.50

SLAUGHTER COWS: Breaking and Boning, (70-85% lean) 173.00-188.00, high dressing 183.00-190.00; Lean (85-90%) 159.50-166.00, low dressing 145.00-159.50

BRED COWS: Scarce

COW CALF PAIRS: Scarce

AFTERNOON NATIONAL SLAUGHTER CATTLE REVIEW

So far for Friday, negotiated cash trade has been limited on moderate demand in Kansas and Nebraska. In Kansas, there have been a few live purchases at 258.00, but not enough for an adequate market test. The last established market test in Kansas was Thursday from 257.00-258.00. In Nebraska, there have been a few live purchases at 258.00, but not enough for an adequate market test. The last established market test in Nebraska was Wednesday with live purchases at mostly 256.00, and dressed purchases at mostly 405.00. Negotiated cash trade was mostly inactive on moderate demand in the Texas Panhandle and in the Western Cornbelt. The last market test in the Texas Panhandle was Wednesday with live purchases at mostly 256.00. The last market test in the Western Cornbelt was Wednesday with live purchases at mostly 256.00, and dressed purchases at 405.00.

Negotiated Cash Sales:

Confirmed:	4,496	Week Ago:	13,113	Year Ago:	15,551
Week to date:	73,984	Week Ago:	15,664	Year Ago:	66,243

Live Basis	Steers	Heifers
Over 80% Choice	256.00 - 258.00 avg 257.75	257.00 - 258.00 avg 257.93
65-80% Choice	258.00 - 258.00 avg 258.00	-
35-65% Choice	-	-
0-35% Choice	-	-
Total All Grades	256.00 - 258.00 avg 257.77	257.00 - 258.00 avg 257.93
Dressed Basis		
Over 80% Choice	-	406.00 - 406.00 avg 406.00
65-80% Choice	-	-
35-65% Choice	-	-
0-35% Choice	-	-
Total All Grades	-	406.00 - 406.00 avg 406.00

All Beef Type Steers/Heifers	Head	Avg Wt	Price Range	Wtd Avg
Live FOB	4,035	1,468.1	256.00-259.00	257.73
Live Del	235	1,411.1	256.00-260.00	258.11
Dressed Del	226	922.7	405.00-406.00	405.14
Dressed FOB	-	-	-	-

WEEKLY COMMODITY FUTURES TRENDS

Compared to last week, Live Cattle 1.82 to 3.97 higher, Lean Hogs 0.70 to 1.87 lower, Feeder Cattle 5.15 to 5.55 higher.

Daily Futures Closes

	Mon.	Tues.	Wed.	Thu.	Fri.
Cattle					
Jun	249.00	247.67	246.62	249.17	250.07
Aug	240.60	239.65	237.85	241.52	241.65
Oct	232.32	230.87	229.00	233.80	234.12
Dec	231.70	230.07	227.97	232.77	233.67
Feb	232.37	230.60	228.52	233.02	234.00
Lean Hogs					
Jun	95.02	95.70	96.05	95.30	94.30
Jul	99.85	101.65	102.00	101.60	98.80
Aug	97.60	98.97	99.57	99.27	97.22
Oct	84.22	85.02	86.02	85.42	83.45
Dec	77.05	77.80	78.87	78.35	76.62
Fdr Cattle					
Aug	351.55	348.42	342.62	353.37	353.90
Sep	348.67	345.12	339.32	350.07	350.82
Oct	345.30	341.75	335.90	346.65	347.22
Nov	341.75	338.30	332.55	343.30	343.67
Jan	335.75	332.42	327.00	337.55	338.05
Milk					
Jun	16.29	16.23	16.11	16.14	16.13
Jul	16.88	16.76	16.66	16.67	16.71
Aug	17.38	17.30	17.18	17.19	17.21

WEEKLY COMMODITY GRAIN FUTURES TRENDS

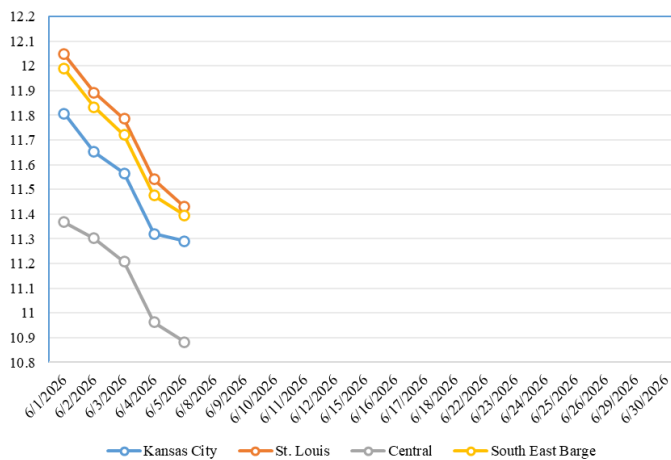
Compared to last week, Soybeans 0.52 to 0.65 lower, Wheat 0.31 to 0.32 lower, Corn 0.27 to 0.29 lower, KC Wheat 0.29 to 0.30 lower, Soybean Meal July 21.30 lower, other 9.10 to 13.40 lower.

Daily Grain Futures Closes

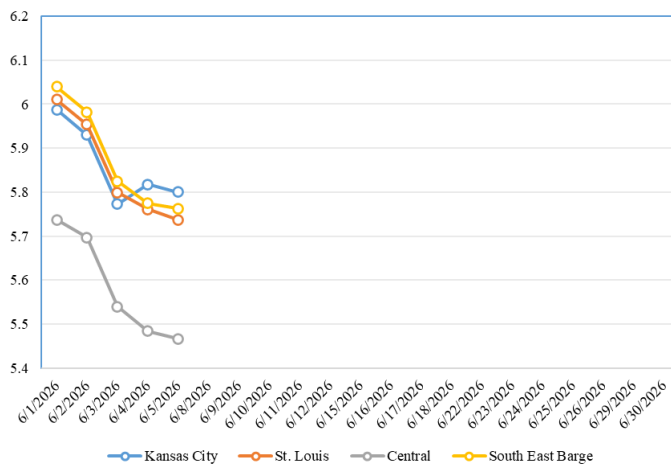
	Mon.	Tues.	Wed.	Thu.	Fri.
Soybeans					
Jul	1180 3/4	1165 1/4	1154	1129 1/2	1121 1/2
Aug	1185	1169	1158 1/4	1132 1/2	1126
Sep	1178 1/2	1165 1/4	1154 1/4	1127 1/4	1122 1/2
Nov	1188 3/4	1177 3/4	1167 1/4	1141 1/2	1137 1/2
Jan	1202 1/2	1191 3/4	1181 3/4	1156 1/4	1152 1/4
Wheat					
Jul	608 3/4	603	587 1/4	581 3/4	580
Sep	621 1/4	616 1/4	600 3/4	595 1/4	592 3/4
Dec	640 1/2	635 1/4	620 1/2	613 1/2	611 1/2
Mar	657 1/4	652 1/2	638	630 3/4	628
May	667	663 1/4	649 1/2	642	638
Corn					
Jul	444	440 1/2	431 1/2	424 1/2	417 1/2
Sep	452 3/4	448	440 1/4	432 3/4	427
Dec	472 1/2	466 1/2	459 3/4	451 3/4	446
Mar	487 1/4	481 1/4	474 3/4	466 3/4	461 1/2
May	495 1/2	489 3/4	483 1/2	475 1/2	470 3/4
KC Wheat					
Jul	647	634 3/4	624	620 1/4	620 3/4
Sep	658 1/2	646 1/4	635 3/4	632	631 1/2
Dec	673 1/2	662 1/4	652	648 1/2	646 3/4
Mar	687	676 1/4	666 3/4	662 3/4	660
May	695	685 3/4	677	672 3/4	669 1/4
SB Meal					
Jul	326.50	326.20	320.80	313.70	308.50
Aug	321.80	321.50	319.20	311.70	307.70
Sep	318.20	318.40	317.30	310.50	307.50
Oct	315.30	316.00	315.40	309.30	306.90
Dec	319.10	320.00	319.20	313.30	311.20

MONTHLY GRAIN CROP

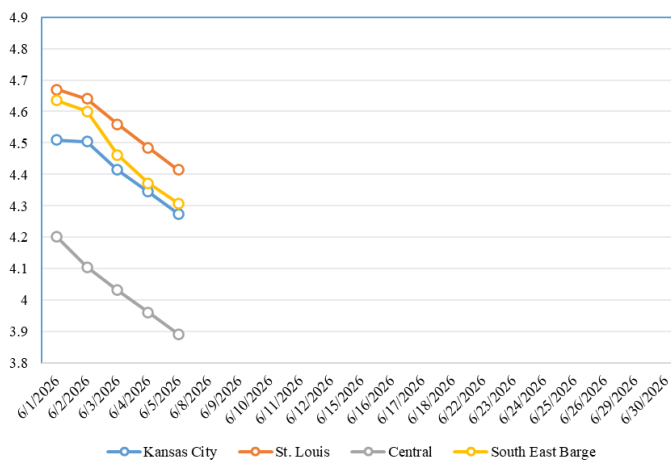
June 2026 Soybean Bids



June 2026 Wheat Bids



June 2026 Corn Bids



*Axis value ranges may be updated to reflect data points. Only dates in which markets are trading and only current cash bids are represented.

MISSOURI GRAIN WEEKLY TRENDS

Compared to last week, Soybeans 0.45 to 0.70 lower, Wheat 0.10 to 0.30 lower, Corn 0.23 to 0.27 lower.

Area	#1 Soybeans	#2 Soft Wheat	#2 Corn	#2 Grain Sorghum
Kansas City				
Friday**	11.66-12.01	5.90	4.53	---
Monday	11.60-12.00	5.98	4.51	---
Tuesday	11.45-11.85	5.93	4.50	---
Wednesday	11.34-11.79	5.77	4.41	---
Thursday	11.09-11.54	5.81	4.34	---
Friday	11.01-11.56	5.80	4.27	---
St. Louis				
Friday**	12.08-12.10	6.00-6.05	4.64	---
Monday	12.04	5.98-6.03	4.67	---
Tuesday	11.89	5.93-5.98	4.63-4.64	---
Wednesday	11.78-11.79	5.77-5.82	4.55-4.56	---
Thursday	11.53-11.54	5.74-5.76	4.48	---
Friday	11.38-11.47	5.72-5.75	4.41	---
Central				
Friday**	11.46-11.51	5.70-5.75	4.11-4.16	---
Monday	11.18-11.45	5.68-5.78	4.14-4.32	---
Tuesday	11.30	5.63-5.73	4.10	---
Wednesday	11.19-11.24	5.47-5.57	4.01-4.06	---
Thursday	10.94-10.99	5.41-5.51	3.94-3.99	---
Friday	10.86-10.91	5.40-5.50	3.87-3.92	---
S.E. MO				
Friday**	11.66-12.10	6.05	4.46-4.69	---
Monday	11.92-12.04	6.01-6.08	4.60-4.67	---
Tuesday	11.77-11.89	5.96-6.03	4.56-4.63	---
Wednesday	11.66-11.78	5.80-5.87	4.36-4.54	---
Thursday	11.41-11.53	5.74-5.81	4.29-4.47	---
Friday	11.33-11.45	5.75-5.80	4.22-4.40	---

WHOLESALE FEEDSTUFFS PRICES (DOLLARS PER TON-BULK BASIS)

Area	Soybean Hulls	Soybean Meal 46.5-48%	Corn Gluten Pellets 21%	Wheat Middlings
Kansas City	95.00	323.70	249.33	136.67
St. Louis	N/A	N/A	218.00	135.00

(PRICES PER BUSHEL) *NEW CROP **PREVIOUS WEEK'S PRICES *Bids calculated using Kansas City, St. Louis, and St. Joseph bids

CROP PROGRESS

There were 3.8 days suitable for fieldwork in the week ending May 31, 2026. Topsoil moisture supply was rated 1 percent very short, 5 percent short, 68 percent adequate, and 26 percent surplus. Subsoil moisture supply was rated 1 percent very short, 8 percent short, 75 percent adequate, and 16 percent surplus. Pasture and Range Condition was rated at 0 percent very poor, 6 percent poor, 24 percent fair, 62 percent good and 8 percent Excellent. Corn planted was at 96 percent, compared to the 5-year average of 94 percent. Corn Emerged was at 85 percent compared to the 5-year average of 84 percent. Corn condition was rated 1 percent very poor, 5 percent poor, 26 percent fair, 59 percent good, and 6 percent excellent. Soybeans planted was at 74 percent complete, compared to the 5-year average of 67 percent. Soybeans emerged was at 59 percent, compared to the 5 year average of 51 percent. Soybean condition was rated at 1 percent very poor, 4 percent poor, 34 percent fair, 56 percent good, and 5 percent excellent. Winter Wheat headed was at 99 percent, ahead of the 5-year average of 97 percent. Winter Wheat Condition was rated at 1 percent very poor, 3 percent poor, 28 percent fair, 62 percent good, and 6 percent excellent. Hay cutting excluding alfalfa was at 27 percent complete, compared to the 5-year average of 26 percent. First cutting of Alfalfa was at 52 percent complete compared to the 5-year average of 46 percent.

	WEEK ENDING			5 yr avg
	5/31/25	5/24/26	5/31/26	
Corn Planted	97	89	96	94
Corn Emerged	85	73	85	84
Soybean Planted	78	65	74	67
Soybeans Emerged	58	47	59	51
Winter Wheat Headed	98	97	99	97
Hay Alfalfa 1st	53	33	52	46
Hay Excl. Alfalfa	28	23	27	26

MISSOURI WEEKLY HAY SUMMARY 6/04/2026

A window of dry weather has allowed many producers to get into the fields this week. Although the current weeks progress hasn't been reported yet as of the beginning of the week 1st cutting of Alfalfa was running slightly ahead of the 5-year average while other hay was basically even. Some farmers have stated grass hay yields, especially fescue have been disappointing even fields that were fertilized depending on location and how hard frost hit. For most of the state drought and pasture conditions aren't any current concern, but that is not the case in SE MO where serious drought has been present the entire growing season so far. Hay demand is light, and supplies are moderate. Hay prices are generally steady. The Missouri Department of Agriculture has a hay directory at <https://apps.mda.mo.gov/haydirectory> or visit the University of Missouri Extension feed stuff finder at <https://feedstufffinder.org>

Alfalfa - Supreme 250.00-300.00, small square 10.00-15.00 per bale
 Alfalfa - Premium 175.00-225.00
 Alfalfa - Good 150.00-175.00, small square 6.00-10.00 per bale
 Alfalfa - Fair 125.00-150.00

Mixed Grass - Premium 150.00-200.00
 Mixed grass - Good/Premium 100.00-150.00
 Mixed grass-Fair/Good 50.00-100.00, small square 2.25-7.00 per bale
 Mixed grass - Fair 20.00-40.00 per large round bale.

Please Note: The above volumes (tonnage, acres, and bales) listed are for confirmed trades only, it does not include estimated volume (tonnage) for bids or offers to the trade. List your hay for sale at: [Hay Listing Online Form](#). Explanation of Hay Quality Guidelines: [Hay](#)

MISSOURI WEEKLY SHEEP/GOAT AUCTION SUMMARY

Receipts: 1,168 Week Ago: 719 Last Year: 1,476

Sheep: Feeder Lambs: Small and Medium 1-2 hair 25-40 lbs 322.50-405.00; 40-50 lbs 282.50-330.00. Slaughter Lambs: Choice and Prime 1-3 hair 50-60 lbs 282.50-305.00; 60-70 lbs 280.50-297.50; 70-80 lbs 282.50-300.00; 80-90 lbs 260.00-285.00. Choice 1-3 50-80 lbs 247.50-282.50. Ewes: Utility and Good 1-3 hair 75-100 lbs 140.00-172.50; 100-140 lbs 130.00-165.00. Cull and Utility 1-2 90-140 lbs 102.50-115.00.

Goats: Feeder Kids: Selection 1 30-50 lbs 330.00-410.00, few fancy 415.00-430.00. Selection 2 25-50 lbs 302.50-345.00. Selection 3 20-50 lbs 200.00-245.00. Wether Kids: Selection 1 30-40 lbs 335.00-415.00. Slaughter Kids: Selection 1 50-70 lbs 327.50-370.00. Selection 2 50-75 lbs 260.00-327.50. Selection 3 50-70 lbs 200.00-230.00. Nannies Selection 1-2 60-100 lbs 125.00-192.50; 100-150 lbs 122.50-182.50. Bucks Selection 1-2 100-130 lbs 165.00-215.00; 150-175 lbs 155.00-210.00. Replacement Ewes: Selection 1-2 1-2 yrs exp 80-100 lbs 212.50-222.50. 2-4 yrs exp 80-100 lbs 230.00-275.00.

Explanatory Notes: Stage - Represents estimated lambing/kidding period (Open, Exp=exposed, Bred, Fall = Sep-Nov, Win = Dec-Feb, Spr = Mar-May, Sum=Jun-Aug; w/s = woolled and shorn; /hd= per head; /fam=per family All price CWT unless otherwise noted.

MISSOURI DROUGHT MONITOR

Date	None	D0	D1	D2	D3	D4
6/2/26	69.36	15.13	10.49	3.71	1.13	0.18
5/26/26	69.98	10.35	9.79	7.60	2.09	0.18
6/3/26	71.68	20.89	7.42	0.00	0.00	0.00

Reflects percentage of Missouri impacted by drought. D0 Abnormally Dry; D1 Moderate Drought; D2 Severe Drought; D3 Extreme Drought; D4 Exceptional Drought

NATIONAL DIRECT DELIVERED FEEDER PIG REPORT

6/05/26 Receipts: 167,958 Week ago: 149,675 Year Ago: 120,289 Early weaned pigs are 5.00 lower and feeder pigs are steady.

Cash: 93,775 head, 53.00-83.00, weighted average 65.93
 Formula: 51,883 head, 40.87-78.52, weighted average 49.83
 Feeder pigs 40 pounds basis: Cash 22,300 head, 90.00-122.00, weighted average 96.76

NATIONAL DAILY DIRECT PRIOR DAY HOG REPORTS 6/05/26

BARROWS AND GILTS (Carcass Basis): 1,895 head
 Base Carcass Price 90.00-97.00, weighted average 96.02

SOWS (Live Basis): 7,246 head
 300-500 lbs. 25.00-77.50
 Over 500 lbs. 49.50-78.96

MISSOURI WEEKLY DIRECT SLAUGHTER CATTLE REPORT 6/05/26

Weekly Receipts: 560 Week ago: 320 Year ago: 280
 Trade so far this Friday morning is light to moderate with Flat dressed sales trading steady at 405.00 on Friday morning. Grid dressed sales are steady with last week's bid at 410.00.

LIVE STEERS & HEIFERS: DRESSED STEERS & HEIFERS:
 No sales reported. 9 loads Tuesday and Wednesday Flat 405.00

GRADE AND EIGHT (Grid): 5 loads Wednesday morning 410.00

Click here for the current [National Crop Progress](#)
 Click here for the current [Missouri Crop Progress](#)
 The current hay directory can be found at: [Hay Directory](#).