

Weekly Market Summary

Published by:
Missouri Department of Agriculture
Ag Business Development Division
Market News Program



Chris Chinn, Director
 Jill Wood, Division Director
 Tony Hancock, Editor
<http://www.ams.usda.gov/marketnews.htm>

Michael Kehoe, Governor

Volume XLVI, Number 24 ♦ P.O. Box 630, Jefferson City, MO 65102 ♦ (573) 751-4211 ♦ Mon, Jun 15, 2026

MISSOURI WEEKLY FEEDER CATTLE WEIGHTED AVERAGE REPORT

Feeder Cattle Receipts: 28,364 Week ago: 37,477 Year ago: 29,702
 Steers and Heifers Medium and Large 1—Weighted average weights and prices

STEERS: Medium and Large 1

269 lbs. 657.15	472 lbs. 521.40	671 lbs. 422.19	862 lbs. 352.89
328 lbs. 632.68	519 lbs. 506.77	719 lbs. 390.86	913 lbs. 344.32
372 lbs. 595.00	577 lbs. 469.03	777 lbs. 372.43	978 lbs. 327.65
428 lbs. 550.09	624 lbs. 444.88	822 lbs. 358.71	1100 lbs. 299.50

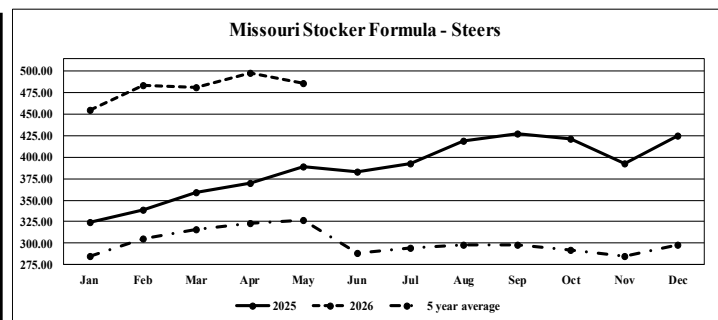
HEIFERS: Medium and Large 1

271 lbs. 561.67	474 lbs. 466.16	674 lbs. 374.73	932 lbs. 311.19
332 lbs. 546.12	521 lbs. 439.50	726 lbs. 367.30	
375 lbs. 523.62	576 lbs. 417.99	765 lbs. 341.77	
426 lbs. 488.99	616 lbs. 395.00	835 lbs. 320.60	

MISSOURI STEER (HEIFER) STOCKER FORMULA 6/15/2026

Monday's Missouri Stocker formula consists of **6,703 (5,162)** head with a weighted average weight of **548.39 (537.02)** lbs. and a price value of **470.81 (421.16)**, 6.74 higher (3.42 higher) than a week ago.

This a rolling seven day calculated weighted value which combines all Feeder Steers reported by MDA/USDA Market News Service weighing from 400-649 lbs. in the Medium and Large 1 and Medium and Large 1-2 frame and muscle classifications, including all comment cattle except Brahman X. Heifer values are in parentheses.

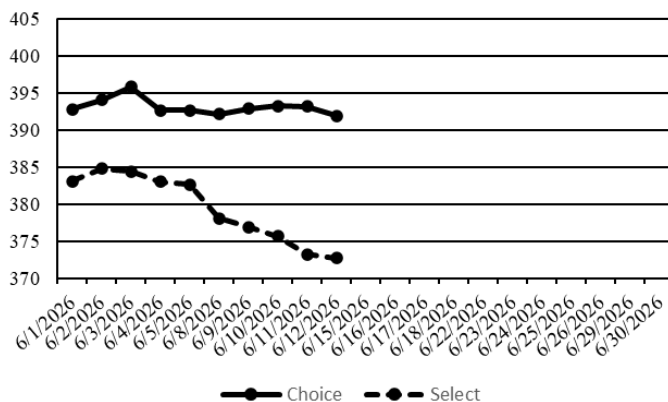


*Graph is updated the first Monday of each month. Axis value ranges may be updated to reflect data points.

NATIONAL BOXED BEEF CUTOUT VALUES

DATE	CHOICE	SELECT	TOTAL LOADS
6/8	392.20	378.09	116
6/9	392.90	376.93	138
6/10	393.29	375.71	107
6/11	393.21	373.25	110
6/12	391.93	372.72	77
5 Day Simple Average	392.70	375.34	

Boxed Beef Cuts June 2026



*Axis value ranges may be updated to reflect data points.

WEEKLY LIVESTOCK SLAUGHTER

	CATTLE	HOGS	SHEEP
Week to Date:	524,000	2,402,000	35,000
Last Week:	533,000	2,422,000	32,000
Last Year:	560,282	2,370,854	34,315

MISSOURI WEEKLY CATTLE AUCTION SUMMARY

Total Receipts: 32,124 Week Ago: 45,960 Year Ago: 29,702

Compared to last week, feeders sold mostly steady to 5.00 higher. There were instances on the calve side of the market of trends going both higher and lower depending on quality, health programs and hair condition, which becomes more concerning as heat and humidity set in across the state. The last two weeks have brought serious amounts of rain and flooding to some areas of the state along with a few tornados and hail. Despite the weather, as of the latest condition and progress report farmers are still right in line with the 5-year pace for hay harvest so far. A few stick-out sales this week included 97 head of 527 lb. steers at Callaway Livestock Center that sold for 545.00, 87 head of 562 lb. steers that sold for 505.00, 80 head of 612 lb. steers that sold for 478.00, and 80 head of 655 lb. steers that brought 450.00. Windsor Livestock Auction sold a load of 781 lb. steers for 387.00. Kingsville Livestock Auction sold 28 head of 714 lb. steers for 424.00, a load of 850 lb. steers for 363.00 and another load of 906 lb. steers for 357.00. South Central Regional Stockyards sold a load of 814 lb. steers for 370.75. Kingsville Livestock Auction sold 36 head of 531 lb. heifers for 460.00. Windsor Livestock Auction sold two loads of 741 lb. heifers for 377.00. Boxed beef cutout values closed lower for the week. Choice closed on Friday at 391.93, down 0.77 and Select closed at 372.72, down 9.97 compared to last week. The choice/select spread is at 19.21 per cwt, which is as wide as the spread has been since late fall of 2025. Negotiated feedlot sales as of the 2:00 cutoff time on Friday afternoons report totaled just under 17K head. Trade was very slow to develop this week and more undoubtedly took place after the report cutout time. Live sales were mostly at 255.00. Dressed sales ranged from 400.00-409.00, both on very light volume. The Missouri Stocker formula consists of 6703 head with a weighted average weight of 548.39 lbs. and a price value of 470.81, 6.74 higher than last week. The steer/heifer is 49.65 per cwt.

SOUTHWEST MISSOURI WEEKLY SUMMARY

(Joplin, Springfield, Exeter)

Receipts: 12,645 Week ago: 17,486 Year Ago: 9,317

Compared to last week, feeders sold steady to 18.00 higher. Slaughter cows 3.00 lower to 5.00 higher and bulls steady to 6.00 lower.

FEEDER STEERS:
Medium and Large 1

Table with 2 columns: Weight (300-400 lbs to 900-1000 lbs) and Price (560.00-680.00 to 323.00-343.00)

FEEDER HEIFERS:
Medium and Large 1

Table with 2 columns: Weight (300-400 lbs to 800-850 lbs) and Price (490.00-580.00 to 320.00-326.00)

FEEDER HOLSTEIN STEERS
Large 3

Table with 2 columns: Slaughter Cows (Breaking and Boning) and Price (161.00-190.00 to 107.00-147.00)

Table with 2 columns: Slaughter Bulls (Yield) and Price (206.00-248.00 to 210.00-253.00)

BRED COWS: Medium and Large 1, 1110-1440 lbs., 2-4 yrs., 1st stage, 3600.00; 2-8 yrs., 2nd-3rd stage, 3500.00-4150.00

COW CALF PAIRS: Medium and Large 1 with 150-300 lb. calves, 2-8 yrs., 1st stage, 4400.00

Medium and Large 1-2, 865-1608 lbs., 2-8 yrs., 1st stage, 2200.00-3050.00; 2nd-3rd stage, 2700.00-3650.00; Over 5 yrs., 1st stage, 2600.00-2650.00; 2nd-3rd stage, 2450.00-3100.00; Over 8 yrs., 2nd-3rd stage, 2100.00-3200.00

Medium and Large 1-2 with 150-300 lb. calves, 2-8 yrs., Open, 3700.00-3850.00

SOUTH CENTRAL MISSOURI WEEKLY SUMMARY

(West Plains, Phillipsburg)

Receipts: 2,614 Week ago: 4,066 Year Ago: 4,211

Compared to last week, feeders sold steady to weak. Slaughter cows steady to 2.00 lower.

FEEDER STEERS:
Medium and Large 1

Table with 2 columns: Weight (400-500 lbs to 700-725 lbs) and Price (470.00-535.00 to 370.00-380.00)

FEEDER HEIFERS:
Medium and Large 1

Table with 2 columns: Weight (400-500 lbs to 600-700 lbs) and Price (432.50-470.00 to 357.50-377.50)

FEEDER HOLSTEIN STEERS:
Large 3

Scarce

Table with 2 columns: Slaughter Cows (Breaking and Boning) and Price (167.00-184.00 to 128.00-149.00)

Table with 2 columns: Slaughter Bulls (Yield) and Price (203.00-220.00 to 193.00-200.00)

BRED COWS: Medium and Large 1, 1150-1600 lbs., 2-8 yrs., 2nd-3rd stage, 3550.00-4900.00 per head

COW CALF PAIRS: Medium and Large 1, with calves over 300 lb., 2-8 yrs., some rebred, 52.50-6550.00 per pair

WEST CENTRAL MISSOURI WEEKLY SUMMARY

(Kingsville, Windsor, Butler, Osceola)

Receipts: 5,970 Week ago: 7,213 Year ago: 4,203

Compared to last week, feeders sold mostly steady. Slaughter cows sold uneven from 3.00 lower to 3.00 higher.

FEEDER STEERS:
Medium and Large 1

Table with 2 columns: Weight (300-400 lbs to 800-900 lbs) and Price (530.00-640.00 to 362.00-370.00)

FEEDER HEIFERS:
Medium and Large 1

Table with 2 columns: Weight (300-400 lbs to 700-800 lbs) and Price (515.00-585.00 to 345.00-377.00)

Table with 2 columns: Slaughter Bulls (Yield) and Price (215.00-248.00 to 189.00-211.00)

Table with 2 columns: Slaughter Cows (Breaking and Boning) and Price (165.00-190.00 to 117.50-148.00)

BRED COWS Scarce

COW CALF PAIRS: Scarce

NORTHEAST MISSOURI WEEKLY SUMMARY

(Bowling Green, Kingdom City, Palmyra)

Receipts: 5,870 Week ago: 5,859 Year ago: 5,414

Compared to last week, the steers and heifers traded steady to 12.00 lower. Slaughter cows sold steady.

FEEDER STEERS:
Medium and Large 1

Table with 2 columns: Weight (400-500 lbs to 900-1000 lbs) and Price (502.50-600.00 to 323.75-351.50)

FEEDER HEIFERS:
Medium and Large 1

Table with 2 columns: Weight (400-500 lbs to 115 hd. 935 lbs) and Price (450.00-550.00 to 311.00)

Table with 2 columns: Slaughter Bulls (Yield) and Price (203.00-229.00 to 236.00)

Table with 2 columns: Slaughter Cows (Breaking and Boning) and Price (173.00-186.00 to 164.00)

SLAUGHTER STEERS: Choice 2-3 254.50-259.00; Choice 2-4, 258.50-260.00

SLAUGHTER HEIFERS: Choice 2-3 255.00-260.00; Select and Choice 2-3 252.50-255.00

BRED COWS: Scarce

HEIFER PAIRS: Scarce

NORTH CENTRAL MISSOURI WEEKLY SUMMARY

(Macon, Unionville, Green City, New Cambria)

Receipts: 440 Week ago: 4,045 Year ago: 2,076

Not enough feeders for a market trend.

*Some sale barns on a bi-weekly schedule and may not have a sale each week.

FEEDER STEERS:
Medium and Large 1

Table with 2 columns: Weight (600-700 lbs) and Price (416.00-435.00)

FEEDER HEIFERS:
Medium and Large 1

Table with 2 columns: Weight (400-500 lbs to 500-600 lbs) and Price (458.00 to 442.50-448.00)

Table with 2 columns: Slaughter Bulls (Yield) and Price (209.00-210.00)

Table with 2 columns: Slaughter Cows (Breaking and Boning) and Price (175.00-181.00 to 156.00-170.00)

BRED COWS: Scarce

COW CALF PAIRS: Scarce

SOUTHEAST MISSOURI WEEKLY SUMMARY

(Jackson and Farmington)

Receipts: 381 Week ago: 2,318 Year ago: 1,140

Compared to last week, steers and heifers sold uneven, from 10.00 higher to 13.00 lower in a light test.

FEEDER STEERS:
Medium and Large 1

400-500 lbs. 475.00-507.00
500-600 lbs. 425.00-472.00
600-650 lbs. 350.00-400.00

FEEDER HEIFERS:
Medium and Large 1

300-400 lbs. 450.00-540.00
400-500 lbs. 400.00-450.00
500-600 lbs. 360.00-425.00
600-700 lbs. 342.00-360.00
700-800 lbs. 310.00-332.00

SLAUGHTER BULLS: Yield Grade 1-2, 1460-2165 lbs., 184.50-190.50; high dressing 195.00-210.00

SLAUGHTER COWS: Breaking and Boning (75-85% lean) 147.50-159.00; high dressing 165.00-178.00; Lean (85-90% lean) 133.00-138.00, high dressing 143.00-154.50

BRED COWS: Medium and Large 2, 2-8 yrs, 928-1535 lbs, 3rd stage, 3700.00-4450.00 per head

COW & CALF PAIRS: Medium and Large 2 with under 150 lb. calves, 2-8 yrs., Open, 4075.00-4550.00

EAST CENTRAL MISSOURI WEEKLY SUMMARY

(Cuba, Vienna)

Receipts: 3,384 Week ago: 2,899 Year ago: 2,587

Compared to last week, feeders sold from 5.00 lower to 10.00 higher. Slaughter cows sold steady to 3.00 higher.

FEEDER STEERS:
Medium and Large 1

300-400 lbs. 555.00-622.50
400-500 lbs. 510.00-586.00
500-600 lbs. 434.00-518.00
600-700 lbs. 383.00-474.50
700-800 lbs. 346.50-421.75
800-900 lbs. 330.00-370.75
58 hd. 918 lbs. 350.00

FEEDER HEIFERS:
Medium and Large 1

300-400 lbs. 485.00-562.50
400-500 lbs. 412.50-530.00
500-600 lbs. 386.00-457.00
600-700 lbs. 355.00-387.00
700-800 lbs. 329.00-372.50

SLAUGHTER BULLS: Yield grade 1-2, 1375-2195 lbs., avg dressing 201.00-230.00, high dressing 229.00-238.00

SLAUGHTER COWS: Breaking and Boning, (70-85% lean) 167.50-181.00, high dressing 181.50-190.00; Lean (85-90%) 156.50-173.00, low dressing 138.00-156.00

BRED COWS: Medium and Large 1-2, 2-8 yrs, 995-1135 lbs., 2nd-3rd stage, 3250.00-3375.00

COW CALF PAIRS: Scarce

NORTHWEST MISSOURI WEEKLY SUMMARY

(Tina)

Receipts: 820 Week ago: 2,074 Year ago: 754

Compared to last week, the steers and heifers sold mostly steady on a light test. Slaughter cows and bulls sold mostly steady.

FEEDER STEERS:
Medium and Large 1

450-500 lbs. 525.00-530.00
500-600 lbs. 463.00-525.00
650 lbs. 429.00
51 hd. 739 lbs.
Thin Fleshed 407.25
60 hd. 911 lbs. 349.60

FEEDER HEIFERS:
Medium and Large 1

350-400 lbs. 550.00-585.00
400-500 lbs. 425.00-530.00
600-650 lbs. 383.00-409.00
27 hd. 754 lbs. 353.00

SLAUGHTER BULLS: Yield grade 1-2, 1430-1890 lbs., high dressing 231.50-236.00, low dressing, 205.00-211.00

SLAUGHTER COWS: Breaking and Boning, (70-85% lean) 169.00-187.50, high dressing 182.50-200.00; Lean (85-90%) 160.00-173.50, high dressing 174.50-183.50

BRED COWS: Scarce

COW CALF PAIRS: Scarce

AFTERNOON NATIONAL SLAUGHTER CATTLE REVIEW

So far for Friday, negotiated cash trade has been limited on moderate demand in the Texas Panhandle, Nebraska, and the Western Cornbelt. In the Texas Panhandle, there have been a few live purchases at 255.00, but not enough for an adequate market test. The last established market test in the Texas Panhandle was last week with live purchases at mostly 256.00. In Nebraska there have been a few live purchases at 255.00 and a few dressed purchases ranging from 403.00-410.00, but not enough for an adequate market test. The last established market test in Nebraska was last week with live purchases at mostly 256.00 and dressed purchases at mostly 405.00. In the Western Cornbelt there have been a few live purchases from 254.00-256.00 and a few dressed purchases ranging from 400.00-409.00, but not enough for an adequate market test. The last established market test in the Western Cornbelt was last week with live purchases at mostly 256.00 and dressed purchases at 405.00. Negotiated cash trade has been mostly inactive on light demand in Kansas.

Negotiated Cash Sales:					
Confirmed:	12,249	Week Ago:	4,496	Year Ago:	11,522
Week to date:	16,840	Week Ago:	73,984	Year Ago:	48,728

Live Basis	Steers	Heifers
Over 80% Choice	253.00-259.00 avg 255.24	254.00-255.00 avg 254.95
65-80% Choice	255.00-255.00 avg 255.00	-
35-65% Choice	-	-
0-35% Choice	-	-
Total All Grades	253.00-259.00 avg 255.24	254.00-255.00 avg 254.95
Dressed Basis		
Over 80% Choice	400.00-409.00 avg 404.52	400.00-405.00 avg 402.90
65-80% Choice	-	-
35-65% Choice	-	-
0-35% Choice	-	-
Total All Grades	400.00-409.00 avg 404.52	400.00-405.00 avg 402.90

All Beef Type Steers/Heifers	Head	Avg Wt	Price Range	Wtd Avg
Live FOB	5103	1501.9	252.00-259.00	254.96
Live Del	3455	1514.9	255.00-260.00	257.87
Dressed Del	3459	978.4	400.00-410.00	404.53
Dressed FOB	-	-	-	-

WEEKLY COMMODITY FUTURES TRENDS

Compared to last week, Live Cattle 0.20 to 0.60 lower, Lean Hogs 0.87 to 2.08 lower, Feeder Cattle 2.52 to 3.73 higher.

Daily Futures Closes

	Mon.	Tues.	Wed.	Thu.	Fri.
Cattle					
Jun	246.52	248.02	250.10	251.47	249.87
Aug	236.72	239.70	241.50	242.67	241.17
Oct	229.35	232.12	233.70	235.40	233.80
Dec	229.57	231.65	232.82	234.70	233.07
Feb	230.40	232.22	233.02	234.92	233.50
Lean Hogs					
Jun	94.02	93.57	93.17	92.77	92.52
Jul	97.37	96.15	96.85	96.62	97.45
Aug	96.15	94.70	95.42	95.90	96.35
Oct	82.35	81.00	80.82	81.07	81.37
Dec	75.72	74.62	74.02	74.30	74.60
Fdr Cattle					
Aug	350.70	354.15	354.37	359.65	357.42
Sep	347.45	350.70	351.37	356.52	354.55
Oct	343.77	346.90	347.72	352.80	350.92
Nov	340.15	343.15	343.90	348.95	347.17
Jan	334.57	337.27	337.67	342.50	340.57
Milk					
Jun	16.11	16.07	16.00	16.02	15.99
Jul	16.84	16.66	16.41	16.58	16.58
Aug	17.28	17.15	16.80	16.91	16.87

WEEKLY COMMODITY GRAIN FUTURES TRENDS

Compared to last week, Soybeans 0.05 to 0.08 lower, Wheat 0.02 lower to 0.05 higher, Corn 0.05 to 0.07 higher, KC Wheat 0.04 to 0.14 higher, Soybean Meal 5.30 to 7.20 lower.

Daily Grain Futures Closes

	Mon.	Tues.	Wed.	Thu.	Fri.
Soybeans					
Jul	1115 3/4	1113 3/4	1123	1115	1113 1/4
Aug	1121 1/4	1118 3/4	1127 3/4	1120 1/2	1118 3/4
Sep	1120 1/2	1118 1/4	1126	1120	1117 3/4
Nov	1135 1/2	1132	1138 1/2	1134	1132
Jan	1150	1146 1/4	1152 1/4	1148	1147
Wheat					
Jul	583 1/4	585 1/4	587 1/2	586 3/4	584 1/2
Sep	595 3/4	596 3/4	599 1/2	598 1/4	595 3/4
Dec	613 3/4	614 1/4	617 1/4	614 3/4	612
Mar	629 3/4	629 1/2	632 3/4	629 1/4	626
May	639 3/4	639 1/4	642 1/2	638 1/2	635 1/2
Corn					
Jul	418 3/4	419 1/2	419	411 3/4	412 3/4
Sep	427 1/2	427 1/2	427 3/4	420	420 3/4
Dec	446	445 1/4	446 3/4	439 1/2	440 1/4
Mar	460 3/4	459 3/4	461 1/2	454	454 1/2
May	469 1/2	468 3/4	471	463 1/2	463 3/4
KC Wheat					
Jul	629 3/4	630 3/4	630 1/2	634 3/4	634 1/2
Sep	639 3/4	640 1/4	640 1/4	641 1/4	640 3/4
Dec	654 1/4	654 1/2	655 1/2	656 1/4	654
Mar	666	666 3/4	668 1/2	668 1/4	665 1/2
May	674	674 1/2	677	676 1/4	673 1/4
SB Meal					
Jul	302.70	301.10	301.90	301.70	301.30
Aug	303.10	301.20	302.20	302.10	302.10
Sep	303.80	307.70	302.30	302.00	302.20
Oct	304.50	307.80	301.70	300.90	301.40
Dec	309.10	306.40	305.50	304.50	304.80

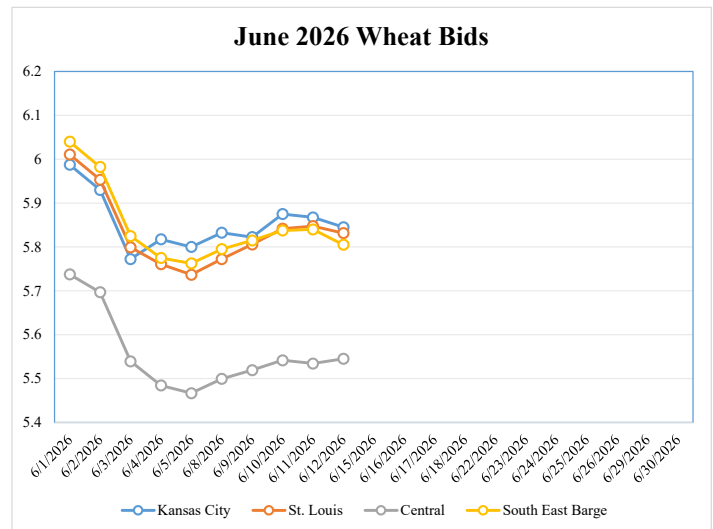
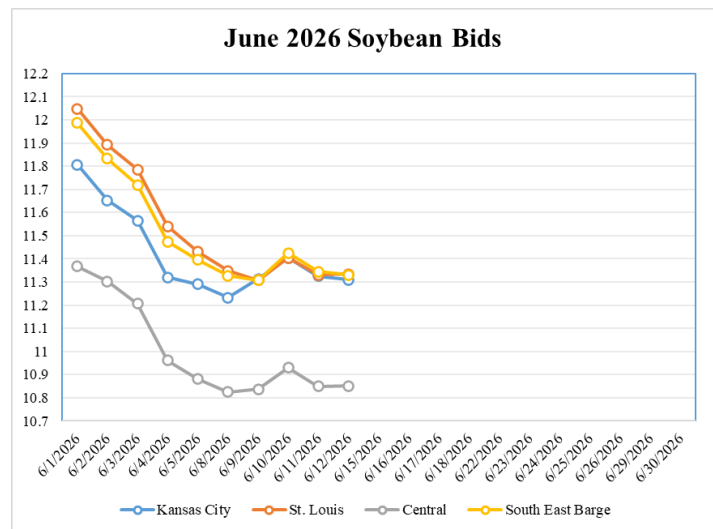
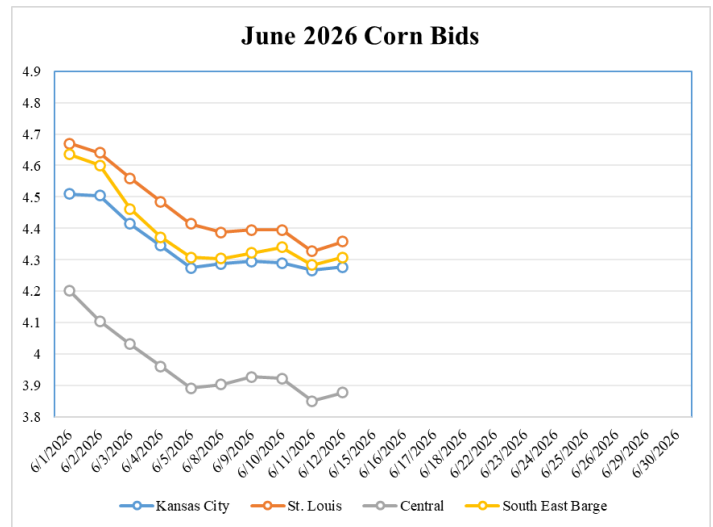
MISSOURI GRAIN WEEKLY TRENDS

Compared to last week, Soybeans 0.14 lower to 0.12 higher, Wheat 0.04 to 0.10 higher, Corn unchanged to 0.06 lower,

Area	#1 Soybeans	#2 Soft Wheat	#2 Corn	#2 Grain Sorghum
Kansas City				
Friday**	11.01-11.56	5.80	4.27	---
Monday	10.95-11.50	5.83	4.28	---
Tuesday	11.13-11.48	5.85	4.29	---
Wednesday	11.23-11.58	5.87	4.29	---
Thursday	11.15-11.50	5.86	4.26	---
Friday	11.13-11.48	5.84	4.27	---
St. Louis				
Friday**	11.38-11.47	5.72-5.75	4.41	---
Monday	11.32-11.36	5.76-5.78	4.37-4.39	---
Tuesday	11.30	5.80-5.81	4.39	---
Wednesday	11.40-11.41	5.83-5.85	4.39-4.40	---
Thursday	11.33	5.84	4.32	---
Friday	11.33	5.82-5.84	4.35	---
Central				
Friday**	10.86-10.91	5.40-5.50	3.87-3.92	---
Monday	10.80-10.85	5.43-5.53	3.88-3.93	---
Tuesday	10.78-10.88	5.45-5.55	3.89-3.94	---
Wednesday	10.88-10.98	5.47-5.57	3.89-3.94	---
Thursday	10.80-10.90	5.46-5.56	3.81-3.86	---
Friday	10.78-10.93	5.44-5.64	3.82-3.92	---
S.E. MO				
Friday**	11.33-11.45	5.75-5.80	4.22-4.40	---
Monday	11.25-11.39	5.78-5.83	4.23-4.41	---
Tuesday	11.23-11.37	5.80-5.85	4.26-4.42	---
Wednesday	11.38-11.47	5.82-5.87	4.27-4.42	---
Thursday	11.30-11.39	5.81-5.86	4.24-4.34	---
Friday	10.28-10.37	5.79-5.83	4.25-4.35	---

(PRICES PER BUSHEL) *NEW CROP **PREVIOUS WEEK'S PRICES
*Bids calculated using Kansas City, St. Louis, and St. Joseph bids

MONTHLY GRAIN CROP



*Axis value ranges may be updated to reflect data points.
Only dates in which markets are trading and only current cash bids are represented.

WHOLESALE FEEDSTUFFS PRICES (DOLLARS PER TON-BULK BASIS)

Area	Soybean Hulls	Soybean Meal 46.5-48%	Corn Gluten Pellets 21%	Wheat Middlings
Kansas City	95.00	306.70	243.33	156.67
St. Louis	n/a	n/a	318.00	157.50

CROP PROGRESS

There were 3.9 days suitable for fieldwork in the week ending June 07, 2026. Topsoil moisture supply was rated 0 percent very short, 6 percent short, 62 percent adequate, and 32 percent surplus. Subsoil moisture supply was rated 1 percent very short, 6 percent short, 72 percent adequate, and 21 percent surplus. Pasture and Range Condition was rated at 0 percent very poor, 7 percent poor, 26 percent fair, 56 percent good and 11 percent Excellent. Corn planted was at 98 percent, compared to the 5-year average of 97 percent. Corn Emerged was at 92 percent compared to the 5-year average of 91 percent. Corn condition was rated 1 percent very poor, 5 percent poor, 29 percent fair, 56 percent good, and 9 percent excellent. Soybeans planted was at 80 percent complete, compared to the 5-year average of 76 percent. Soybeans emerged was at 67 percent, compared to the 5 year average of 62 percent. Soybean condition was rated at 1 percent very poor, 5 percent poor, 36 percent fair, 53 percent good, and 5 percent excellent. Winter Wheat harvested was at 14 percent, ahead of the 5-year average of 4 percent. Hay cutting excluding alfalfa was at 33 percent complete, compared to the 5-year average of 35 percent. First cutting of Alfalfa was at 62 percent complete compared to the 5-year average of 61 percent.

	WEEK ENDING			5 yr avg
	6/07/25	5/31/26	6/07/26	
Corn Planted	98	96	98	97
Corn Emerged	92	85	92	91
Soybean Planted	82	74	80	76
Soybeans Emerged	68	59	67	62
Winter Wheat Harvested	2	-	14	4
Hay Alfalfa 1st	59	52	62	61
Hay Excl. Alfalfa	33	27	33	35

MISSOURI WEEKLY HAY SUMMARY 6/11/2026

Although it seems as if there hasn't been much in the way of any significant stretches of haying weather, small windows here and there have allowed for haying. As of the latest progress report, producers are right in line with the 5-year average pace at this point. Many farmers reporting yields below average as fields are thin or short due to the late frost in many areas. Heavy rains, some big hail, and even a tornado, went across northern Missouri this week. A fairly large stretch of north central and northeast had reports 3-6 inches with some spots as much as 8-10 inches of rain. On the flip side areas in the southeast remain very dry, but have seen slight improvement over the last week. Hay demand is light, and supplies are moderate. Hay prices are generally steady. The Missouri Department of Agriculture has a hay directory at <https://apps.mda.mo.gov/haydirectory> or visit the University of Missouri Extension feed stuff finder at <https://feedstufffinder.org>

Alfalfa - Supreme 250.00-300.00, small square 10.00-15.00 per bale
 Alfalfa - Premium 175.00-225.00
 Alfalfa - Good 150.00-175.00, small square 6.00-10.00 per bale
 Alfalfa - Fair 125.00-150.00

Mixed Grass - Premium 150.00-200.00
 Mixed grass - Good/Premium 100.00-150.00
 Mixed grass-Fair/Good 50.00-100.00, small square 2.25-7.00 per bale
 Mixed grass - Fair 20.00-40.00 per large round bale.

Please Note: The above volumes (tonnage, acres, and bales) listed are for confirmed trades only, it does not include estimated volume (tonnage) for bids or offers to the trade. List your hay for sale at: [Hay Listing Online Form](#). Explanation of Hay Quality Guidelines: [Hay](#)

MISSOURI WEEKLY SHEEP/GOAT AUCTION SUMMARY

Receipts: 4,851 Week Ago: 1,168 Last Year: 2,944

Sheep: Feeder Lambs: Small and Medium 1-2 hair 30-40 lbs 300.00-390.00; 40-50 lbs 260.00-345.00. Slaughter Lambs: Choice and Prime 1-3 50-60 lbs 280.00-310.00; 60-70 lbs 275.00-300.00; 70-90 lbs 270.00-290.00; 90-100 lbs 285.00-290.00; 100-110 lbs 275.00-315.00; 110-120 lbs 260.00-270.00. Choice 1-3 hair 50-60 lbs 275.00-280.00; 60-70 lbs 260.00-277.50; 70-80 lbs 255.00-265.00; 80-90 lbs 235.00-250.00. Ewes: Good 2-3 hair 75-100 lbs 170.00-200.00. Utility and Good 1-3 hair 110-125 lbs 140.00-200.00. Cull and Utility 1-2 hair 110-130 lbs 117.50-130.00. Bucks hair 160-190 lbs 150.00-175.00. Replacement Ewes: Small and Medium 1-2 hair less than a year old 700-80 lbs open or exp 220.00-240.00 per head; 1-2 yrs 70-80 lbs exp 160.00-275.00 per head; 2-4 yrs 90-120 lbs exp 200.00-285.00 per head.

Goats: Feeder Kids: Selection 1 25-50 lbs 390.00-460.00. Selection 2 25-50 lbs 275.00-385.00. Selection 3 30-50 lbs 175.00-240.00. Slaughter Kids: Selection 1 50-70 lbs 375.00-460.00; 70-90 lbs 375.00-415.00. Selection 2 50-60 lbs 320.00-380.00; 60-70 lbs 275.00-370.00. Nannies: Selection 1-2 60-80 lbs 160.00-240.00; 80-90 lbs 155.00-220.00; 90-100 lbs 195.00-225.00; 100-120 lbs 160.00-215.00. Billies: Selection 1-2 70-90 lbs 240.00-340.00; 90-130 lbs 235.00-265.00. Wethers Selection 1-2 100-140 lbs 290.00-360.00; 160-195 lbs 250.00-275.00. Replacement Nannies: Selection 1-2 2-4 yrs 70-80 lbs exp 245.00-260.00 per cwt.

Explanatory Notes: Stage - Represents estimated lambing/kidding period (Open, Exp=exposed, Bred, Fall = Sep-Nov, Win = Dec-Feb, Spr = Mar-May, Sum=Jun-Aug; w/s = woolled and shorn; /hd= per head; /fam=per family
 All price CWT unless otherwise noted.

MISSOURI DROUGHT MONITOR

Date	None	D0	D1	D2	D3	D4
6/09/26	73.32	12.50	9.52	3.36	1.31	0.0
6/02/26	69.36	15.13	10.49	3.71	1.13	0.18
6/10/25	81.58	14.46	3.96	0.0	0.0	0.0

Reflects percentage of Missouri impacted by drought. D0 Abnormally Dry; D1 Moderate Drought; D2 Severe Drought; D3 Extreme Drought; D4 Exceptional Drought

NATIONAL DIRECT DELIVERED FEEDER PIG REPORT

6/12/26 Receipts: 126,535 Week ago: 167,958 Year Ago: 165,335
 Early weaned pigs are 9.00 lower and feeder pigs are 7.00 lower.

Cash: 62,150 head, 43.00-74.00, weighted average 56.63
 Formula: 35,885 head, 43.70-77.86, weighted average 52.89
 Feeder pigs 40 pounds basis: Cash 28,500 head, 80.00-110.00, weighted average 90.09

NATIONAL DAILY DIRECT PRIOR DAY HOG REPORTS 6/12/26

BARROWS AND GILTS (Carcass Basis): 3,624 head
 Base Carcass Price 92.00-98.00, weighted average 97.03

SOWS (Live Basis): 7,572 head
 300-500 lbs. 25.00-75.00
 Over 500 lbs. 46.50-75.50

MISSOURI WEEKLY DIRECT SLAUGHTER CATTLE REPORT 6/05/26 (last week)

Weekly Receipts: 560 Week ago: 320 Year ago: 280
 Trade so far this Friday morning is light to moderate with Flat dressed sales trading steady at 405.00 on Friday morning. Grid dressed sales are steady with last week's bid at 410.00.

LIVE STEERS & HEIFERS: DRESSED STEERS & HEIFERS:
 No sales reported. 9 loads Tuesday and Wednesday Flat 405.00

GRADE AND EIGHT (Grid): 5 loads Wednesday morning 410.00

Click here for the current [National Crop Progress](#)
 Click here for the current [Missouri Crop Progress](#)
 The current hay directory can be found at: [Hay Directory](#).