

Weekly Market Summary

Published by:
Missouri Department of Agriculture
Ag Business Development Division
Market News Program



Chris Chinn, Director
 Jill Wood, Division Director
 Tony Hancock, Editor
[agmarketnews.mo.gov](http://www.ams.usda.gov/marketnews.htm)
<http://www.ams.usda.gov/marketnews.htm>

Michael Kehoe, Governor

Volume XLVI, Number 25 ♦ P.O. Box 630, Jefferson City, MO 65102 ♦ (573) 751-4211 ♦ Mon, Jun 22, 2026

MISSOURI WEEKLY FEEDER CATTLE WEIGHTED AVERAGE REPORT

Feeder Cattle Receipts: 23,113 Week ago: 28,364 Year ago: 28,428
 Steers and Heifers Medium and Large 1—Weighted average weights and prices

STEERS: Medium and Large 1

320 lbs. 660.54	521 lbs. 502.29	720 lbs. 391.85	912 lbs. 343.15
372 lbs. 605.51	572 lbs. 473.88	771 lbs. 374.62	965 lbs. 332.61
431 lbs. 554.81	625 lbs. 440.61	832 lbs. 362.32	
475 lbs. 539.25	677 lbs. 417.48	865 lbs. 357.44	

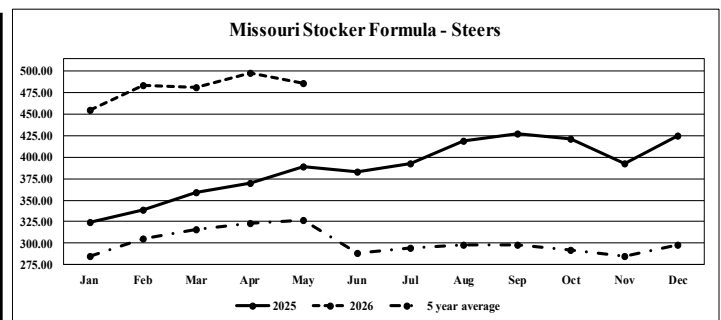
HEIFERS: Medium and Large 1

324 lbs. 558.15	527 lbs. 445.77	722 lbs. 367.48	968 lbs. 303.10
377 lbs. 545.67	567 lbs. 427.55	777 lbs. 345.27	
421 lbs. 496.30	618 lbs. 402.40	820 lbs. 329.29	
473 lbs. 470.58	675 lbs. 377.83	872 lbs. 322.71	

MISSOURI STEER (HEIFER) STOCKER FORMULA 6/22/2026

Monday's Missouri Stocker formula consists of **5,144 (4,389)** head with a weighted average weight of **549.84 (534.45)** lbs. and a price value of **471.95 (429.21)**, 1.14 higher (7.05 higher) than a week ago.

This a rolling seven day calculated weighted value which combines all Feeder Steers reported by MDA/USDA Market News Service weighing from 400-649 lbs. in the Medium and Large 1 and Medium and Large 1-2 frame and muscle classifications, including all comment cattle except Brahman X. Heifer values are in parentheses.



*Graph is updated the first Monday of each month. Axis value ranges may be updated to reflect data points.

NATIONAL BOXED BEEF CUTOUT VALUES

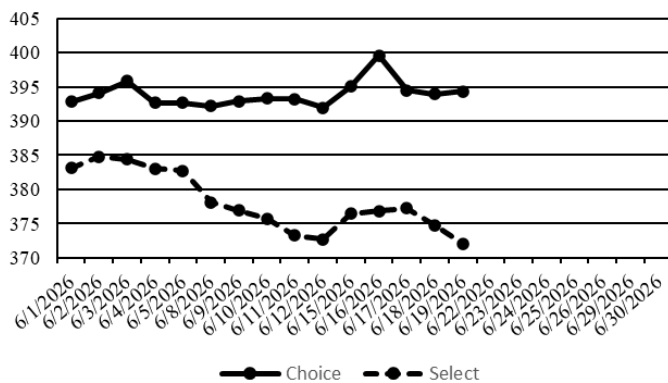
DATE	CHOICE	SELECT	TOTAL LOADS
6/15	395.05	376.41	68
6/16	399.58	376.85	95
6/17	394.50	377.26	149
6/18	393.92	374.75	73
6/19	394.37	372.08	80
5 Day Simple Average	395.48	375.47	

MISSOURI WEEKLY CATTLE AUCTION SUMMARY

Total Receipts: 27,603 Week Ago: 32,124 Year Ago: 32,235

Compared to last week, feeders sold steady to 10.00 higher. A moderate supply of cattle for the last week of spring to officially kick off the summer months. Several of the northern barns have officially moved to every other week summer schedules now. Demand for cattle remains good, with typical discounts being seen on fescue hair, and lack of shots or weaning. Live and feeder futures saw strong gains for the week. With the Friday holiday, the monthly cattle on feed report was released a day early on Thursday. On feed numbers were nearly even with pre-report estimates at 102 percent of year ago levels, Placements came in near the bottom of the pre-report range at 90.3 percent and marketings were even with the very bottom of estimates at 88.2 percent. Rains continue to keep many farmers out of the hay fields and progress has fallen behind the 5-year average pace now. Nothing that can't be made up quickly once the sun shines, however and eventually rains will end and sun will shine. A few stick-out sales this week included 39 head of 478 lbs. steers at Joplin Regional Stockyards that sold for 585.00, 38 head of 503 lbs. steers for 540.00, and a load of 710 lbs. steers for 410.00. Callaway Livestock Center sold 48 head of 580 lb. steers for 510.00. Unionville Livestock Market sold 37 head of 639 lb. steers for 468.00 and 33 head of 911 lb. steers for 361.00. New Cambria Livestock Market sold 32 head of 757 lb. steers for 410.00. Ozark Regional Stockyards sold 125 head of 853 lb. steers for 375.00. On the heifer side of the market, Callaway Livestock Center sold 29 head of 540 lb. heifers for 461.00. New Cambria Livestock Market sold a load of 701 lb. heifers for 383.50. Boxed beef cutout values closed mixed for the week. Choice closed on Friday at 394.37, up 2.44 and Select closed at 372.08, down 0.64 compared to last week. The choice/select spread is at 22.29 per cwt. Negotiated feedlot sales as of the 2:00 cutoff time on Friday afternoons report was extremely limited with less than 2K head turned in for the week. Although not USDA reported, talk late Friday night was of live sales at 258.00-260.00 and some dressed sales at 405.00-408.00. The Missouri Stocker formula consists of 5144 head with a weighted average weight of 549.84 lbs. and a price value of 471.95, 1.14 higher than last week. The steer/heifer is 42.74 per cwt.

Boxed Beef Cuts June 2026



*Axis value ranges may be updated to reflect data points.

WEEKLY LIVESTOCK SLAUGHTER

	CATTLE	HOGS	SHEEP
Week to Date:	526,000	2,371,000	34,000
Last Week:	524,000	2,393,000	35,000
Last Year:	558,476	2,342,312	36,300

The Weekly Market Summary, as well as historical summaries, are available on our website <https://agmarketnews.mo.gov/summaries>
 Market News Hotline: 1-573-522-9244
 Check out the latest updates on our YouTube Channel: [MDA Market News](https://www.youtube.com/channel/UC...)

SOUTHWEST MISSOURI WEEKLY SUMMARY

(Joplin, Springfield, Exeter)

Receipts: 13,155 Week ago: 12,645 Year Ago: 16,809

Compared to last week, feeders sold steady to 10.00 higher, with some calves 20.00-30.00 higher. Slaughter cows sold steady to 4.00 lower.

FEEDER STEERS:
Medium and Large 1

Table with 2 columns: Weight (300-400 lbs to 900-1000 lbs) and Price (550.00-670.00 to 328.00-348.00)

FEEDER HEIFERS:
Medium and Large 1

Table with 2 columns: Weight (300-400 lbs to 950-975 lbs) and Price (495.00-620.00 to 302.00-308.50)

FEEDER HOLSTEIN STEERS
Large 3

Table with 2 columns: Weight (300-400 lbs to 900-1000 lbs) and Price (187.00-194.00 to 124.00-149.00)

SLAUGHTER COWS: Breaking and Boning (70-85% lean) 162.00-187.00; high dressing 180.00-194.00; Lean (85-90%) 140.00-174.00, low dressing 124.00-149.00

SLAUGHTER BULLS: Yield Grade 1-2 1050-2275 lbs. 205.00-241.00; high dressing 227.50-259.00; low dressing 185.00-210.00

BRED COWS: Medium and Large 1, 1070-1635 lbs., 2nd-3rd stage, 2-8 yrs., 3850.00-4425.00; Over 8 yrs., 3550.00-3875.00

Medium and Large 1-2, 855-1605 lbs., 2-8 yrs., 1st stage, 2600.00-3450.00; 2nd-3rd stage, 2800-3950.00; Over 8 yrs., 1st stage, 2650.00-2950.00; 2nd-3rd stage, 2250.00-3500.00

BRED HEIFERS: Medium and Large 1, 812-1140 lbs., Under 2 yrs., 2nd-3rd stage, 4200.00-4350.00

COW CALF PAIRS: Medium and Large 1 with 150-300 lb. calves, 2-8 yrs., Open, 6100.00; with over 300 lb. calves; 2-8 yrs., 1st-2nd stage, 5100.00-6000.00

Medium and Large 1-2 with under 150 lb. calves, 2-8 yrs., Open, 4000.00-4900.00; with 150-300 lb. calves, 2-8 yrs., Open, 3800.00-4750.00; Over 8 yrs., Open, 3300.00-4000.00

REPLACEMENT BULLS: Medium and Large 1, under 2 yrs., 1250-1450 lbs., 4900.00-5200.00

SOUTH CENTRAL MISSOURI WEEKLY SUMMARY

(West Plains, Phillipsburg)

Receipts: 3,950 Week ago: 2,614 Year Ago: 3,759

Compared to last week, feeders sold steady to 25.00 higher. Slaughter cows uneven from 3.00 lower to 4.00 higher, bulls sold steady to 6.00 higher.

FEEDER STEERS:
Medium and Large 1

Table with 2 columns: Weight (400-500 lbs to 900-1000 lbs) and Price (530.00-595.00 to 346.50-353.50)

FEEDER HEIFERS:
Medium and Large 1

Table with 2 columns: Weight (400-500 lbs to 700-800 lbs) and Price (450.00-517.50 to 331.00-357.50)

FEEDER HOLSTEIN STEERS:
Large 3

Scarce

SLAUGHTER COWS: Breaking and Boning (70-85% lean) 164.00-181.00; high dressing 180.00-190.00. Lean (85-90%) 149.00-169.00, low dressing 128.00-150.00

SLAUGHTER BULLS: Yield Grade 1-2 1375-2400 lbs. 208.00-224.00; high dressing 222.00-236.00; low dressing 187.00-204.00

BRED COWS: Medium and Large 1-2, 900-1685 lbs., 2-8 yrs., 2nd-3rd stage, 2500.00-3700.00; short solid mouth, 1050-1600 lbs., 2nd-3rd stage, 2300.00-3300.00 per head

COW CALF PAIRS: Medium and Large 1-2, with calves 150-300 lbs., 2-8 yrs., some rebred, 3800.00-4500.00 per pair

WEST CENTRAL MISSOURI WEEKLY SUMMARY

(Kingsville, Windsor, Butler, Osceola)

Receipts: 3,432 Week ago: 5,970 Year ago: 3,395

Compared to last week, feeders sold steady to 15.00 higher, spots 20.00-30.00 higher. Slaughter cows sold steady to 5.00 lower.

FEEDER STEERS:
Medium and Large 1

Table with 2 columns: Weight (300-400 lbs to 800-900 lbs) and Price (575.00-720.00 to 374.00-376.00)

FEEDER HEIFERS:
Medium and Large 1

Table with 2 columns: Weight (300-400 lbs to 700-800 lbs) and Price (485.00-610.00 to 332.00-380.00)

SLAUGHTER BULLS: Yield Grade 1-2 1200-2330 lbs. 208.00-236.00, high dressing 230.00-257.00, low dressing 179.00-206.00

SLAUGHTER COWS: Breaking and Boning (70-85% lean) 170.00-186.00, high dressing 181.00-194.00; Lean (85-90%) 153.00-173.00, low dressing 143.50-153.00

BRED COWS Scarce

COW CALF PAIRS: Scarce

NORTHEAST MISSOURI WEEKLY SUMMARY

(Bowling Green, Kingdom City, Palmyra)

Receipts: 2,624 Week ago: 5,870 Year ago: 2,302

Compared to last week, steers under 550 lbs sold mostly steady, and the heavier weight steers traded firm to 10.00 higher. Heifer sold steady 7.00 higher. Slaughter cows sold steady to firm, spots 3.00 higher on high dressing cows.

FEEDER STEERS:
Medium and Large 1

Table with 2 columns: Weight (450-500 lbs to 850-900 lbs) and Price (530.00-557.50 to 367.75-368.10)

FEEDER HEIFERS:
Medium and Large 1

Table with 2 columns: Weight (400-500 lbs to 600-700 lbs) and Price (467.50-508.00 to 392.00-430.00)

SLAUGHTER BULLS: Yield Grade 1-2 1430-2195 lbs. 205.00-215.00; high dressing 219.00-242.00

SLAUGHTER COWS: Breaking and Boning, (70-85% lean) 172.00-186.00; high dressing 185.00-198.00; low dressing 157.00-171.00; Lean (85-90%) 155.00-167.00; high dressing 174.00-192.00; low dressing 140.00-150.00

SLAUGHTER STEERS: Choice 2-3 255.00-257.00; Select and Choice 1-3, 251.00-253.00

SLAUGHTER HEIFERS: Choice 2-3 252.00-258.00; Select and Choice 2-3 246.00-250.00

BRED COWS: Medium and Large 1-2, 1105-1525 lbs., 2-8 yrs., 2nd-3rd stage, 4400.00-4600.00

BRED HEIFERS: Medium and Large 1, 980-1200 lbs., under 2 yrs., 2nd-3rd stage, 4600.00-5350.00

NORTH CENTRAL MISSOURI WEEKLY SUMMARY

(Macon, Unionville, Green City, New Cambria)

Receipts: 1,861 Week ago: 440 Year ago: 1,350

No recent sales for a trend, feeders sold with higher undertones. *Some sale barns on a bi-weekly schedule and may not have a sale each week.

FEEDER STEERS:
Medium and Large 1

Table with 2 columns: Weight (400-500 lbs to 33 head 911 lbs) and Price (512.00-585.00 to 361.00)

FEEDER HEIFERS:
Medium and Large 1

Table with 2 columns: Weight (400-500 lbs to 700-800 lbs) and Price (420.00-519.50 to 359.75-383.50)

SLAUGHTER BULLS: Yield Grade 1-2, 1440-2035 lbs., 210.00-238.00, high dressing 221.00-223.00

SLAUGHTER COWS: Breaking and Boning (70-85% lean) 161.00-179.00, high dressing 185.00-193.00; Lean (85-90%) 160.00-185.00, low dressing 156.00-168.00

BRED COWS: Medium and Large 1-2 2-8 yrs, 1050-1500 lbs., 2nd-3rd stage, 3100.00-4300.00 per head.

HEIFER PAIRS: Medium and Large 1-2 2-4 yrs 950-1250 lbs baby calves 4450.00-5000.00 per pair.

SOUTHEAST MISSOURI WEEKLY SUMMARY

(Jackson and Farmington)

Receipts: 1,140 Week ago: 381 Year ago: 1,103

Compared to last week, feeders sold uneven from 10.00 lower to 10.00 higher. Slaughter cows and bulls steady to 3.00 higher.

FEEDER STEERS:
Medium and Large 1

400-500 lbs. 460.00-550.00
500-600 lbs. 425.00-515.00
600-700 lbs. 387.00-425.00
700-800 lbs. 340.00-387.00
800-850 lbs. 320.00-345.00

FEEDER HEIFERS:
Medium and Large 1

300-400 lbs. 425.00-570.00
400-500 lbs. 400.00-510.00
500-600 lbs. 375.00-430.00
600-700 lbs. 335.00-400.00
700-800 lbs. 290.00-335.00

SLAUGHTER BULLS: Yield Grade 1-2, 1000-2400 lbs., 177.00-195.00; high dressing 197.00-240.00

SLAUGHTER COWS: Breaking and Boning (75-85% lean) 147.00-159.00; high dressing 460.00-189.000; Lean (85-90% lean) 120.00-137.00, low dressing 88.00-100.00

BRED COWS: Medium and Large 2, 2-8 yrs, 1075-1395 lbs, 2nd-3rd stage, 2400.00-3750.00 per head

COW & CALF PAIRS: Medium and Large 2 with under 150 lb. calves, 2-8 yrs., Open, 4000.00

EAST CENTRAL MISSOURI WEEKLY SUMMARY

(Cuba, Vienna)

Receipts: 417 Week ago: 1,398 Year ago: 1,469

Compared to last week, the steers and heifers sold 5.00-15.00 higher, based on a limited market test. Slaughter cows sold steady.

FEEDER STEERS:
Medium and Large 1

450-500 lbs. 522.50-545.00
500-600 lbs. 450.00-517.50
658 lbs. 413.00-419.00

FEEDER HEIFERS:
Medium and Large 1

400-500 lbs. 480.00-560.00
500-600 lbs. 395.00-467.50

SLAUGHTER BULLS: Yield grade 1-2, 1200-2170 lbs., avg dressing 205.00-225.00

SLAUGHTER COWS: Breaking and Boning, (70-85% lean) 167.00-182.00

BRED COWS: Medium and Large 1-2, 2-8 yrs, 975-1360 lbs., 2nd-3rd stage, 3000.00-3850.00

COW CALF PAIRS: Scarce

NORTHWEST MISSOURI WEEKLY SUMMARY

(Tina)

Receipts: 1,024 Week ago: 820 Year ago: 1,506

Compared to last week, steers and heifers sold mostly steady, on a lighter test this week. Slaughter cows and bulls traded steady.

FEEDER STEERS:
Medium and Large 1

400-500 lbs. 522.50-570.00
500-600 lbs. 450.00-522.50
600-700 lbs. 406.00-442.50
700-725 lbs. 402.00-407.00

FEEDER HEIFERS:
Medium and Large 1

400-500 lbs. 473.00-505.00
500-600 lbs. 420.00-440.00
600-650 lbs. 370.00-416.00

SLAUGHTER BULLS: Yield grade 1, 1740-1920 lbs., high dressing, 241.00-250.00

SLAUGHTER COWS: Breaking and Boning, (70-85% lean) 163.50-184.00, high dressing 179.00-190.00; Lean (85-90%) 150.00-169.00, low dressing 135.00-154.00

Yield grade 1-2, 1935-2175 lbs., high dressing, 230.50-232.50

BRED COWS: Scarce

COW CALF PAIRS: Scarce

AFTERNOON NATIONAL SLAUGHTER CATTLE REVIEW

So far for Friday, negotiated cash trade has been limited on moderate demand in Nebraska. The last established market test in Nebraska was last week with live purchases from 255.00-258.00 and dressed purchases at mostly 405.00. Negotiated cash trade has been mostly inactive on light demand in all other major feeding regions. The last established market test in the Texas Panhandle was last week with live purchases from 255.00-256.00. The last established market test in Kansas was last week with live purchases at mostly 256.00. The last established market test in the Western Cornbelt was last week with live purchases from 255.00-258.00 and dressed purchases from 403.00 -405.00 on a light test.

Negotiated Cash Sales:					
Confirmed:	1,812	Week Ago:	12,249	Year Ago:	4,484
Week to date:	4,201	Week Ago:	16,840	Year Ago:	50,977

Live Basis	Steers	Heifers
Over 80% Choice	256.00-256.00 avg 256.00	256.00-256.00 avg 256.00
65-80% Choice	-	-
35-65% Choice	-	-
0-35% Choice	-	-
Total All Grades	256.00-256.00 avg 256.00	256.00-256.00 avg 256.00
Dressed Basis		
Over 80% Choice	405.00-405.00 avg 405.00	405.00-405.00 avg 405.00
65-80% Choice	-	-
35-65% Choice	-	-
0-35% Choice	-	-
Total All Grades	405.00-405.00 avg 405.00	405.00-405.00 avg 405.00

All Beef Type Steers/Heifers	Head	Avg Wt	Price Range	Wtd Avg
Live FOB	775	1450.2	250.00-257.00	255.00
Live Del	280	1494.1	256.00-257.00	256.63
Dressed Del	757	953.1	405.00-405.00	405.00
Dressed FOB	-	-	-	-

WEEKLY COMMODITY FUTURES TRENDS

Compared to last week, Live Cattle 4.93 to 6.17 higher, Lean Hogs uneven 2.43 lower to 0.37 higher, Feeder Cattle 9.18 to 12.20 higher.

Daily Futures Closes

	Mon.	Tues.	Wed.	Thu.	Fri.
Cattle					
Jun	250.62	255.30	255.72	254.80	Holiday
Aug	243.25	249.20	248.85	246.62	
Oct	236.80	242.00	241.85	239.97	
Dec	235.87	240.72	240.50	239.02	
Feb	236.12	240.65	240.52	239.30	
Lean Hogs					
Jul	96.57	94.80	94.65	95.02	Holiday
Aug	95.77	95.05	96.50	96.72	
Oct	80.22	79.92	81.27	81.32	
Dec	73.55	73.57	74.55	74.40	
Feb	77.30	77.45	78.40	78.17	
Fdr Cattle					
Aug	361.55	366.87	367.42	366.60	Holiday
Sep	359.52	365.27	365.65	364.67	
Oct	356.10	362.42	362.85	361.75	
Nov	352.42	359.10	359.62	358.55	
Jan	345.85	352.72	353.47	352.77	
Milk					
Jun	15.99	15.99	15.99	16.07	Holiday
Jul	16.43	16.35	16.18	16.21	
Aug	16.74	16.70	16.58	16.63	

WEEKLY COMMODITY GRAIN FUTURES TRENDS

Compared to last week, Soybeans 0.09 to 0.11 higher, Wheat 0.17 to 0.21 higher, Corn 0.03 to 0.05 higher, KC Wheat 0.10 to 0.13 higher, Soybean Meal unch to 1.50 lower.

Daily Grain Futures Closes

	Mon.	Tues.	Wed.	Thu.	Fri.
Soybeans					
Jul	1119 1/4	1130	1132	1122 3/4	Holiday
Aug	1123 1/2	1134 1/2	1136 3/4	1128 1/4	
Sep	1121 3/4	1133 1/4	1136 1/2	1128 1/2	
Nov	1134 3/4	1146 1/2	1149 1/4	1142 3/4	
Jan	1149 1/2	1160 1/4	1163	1156 1/2	
Wheat					
Jul	589 3/4	596	612 3/4	605 3/4	Holiday
Sep	600 1/2	604 1/4	621 1/4	614	
Dec	616 3/4	621 3/4	636 3/4	630 1/4	
Mar	630 1/4	636 1/4	649	644 1/4	
May	639 1/4	645 1/2	656 1/2	652 3/4	
Corn					
Jul	415 1/2	413 3/4	421	417 1/2	Holiday
Sep	422 3/4	422 1/2	429 1/2	425 1/4	
Dec	441 3/4	442 1/2	448 3/4	444	
Mar	455 1/2	457	463	457 3/4	
May	464 1/2	466	472	466 1/2	
KC Wheat					
Jul	640	633 3/4	652 1/2	644	Holiday
Sep	645 1/4	641	659 3/4	651 1/4	
Dec	658 1/2	656 1/4	673 3/4	665 3/4	
Mar	669 1/4	668 1/2	685	678	
May	676 3/4	676 3/4	691 3/4	686	
SB Meal					
Jul	302.00	304.80	304.80	301.30	Holiday
Aug	302.90	305.20	305.00	301.30	
Sep	303.10	304.80	304.10	300.80	
Oct	302.40	304.00	302.90	300.00	
Dec	305.60	307.20	306.10	303.30	

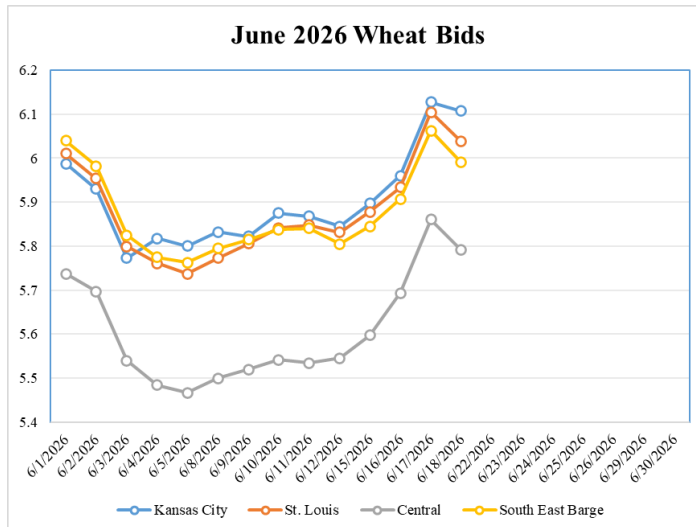
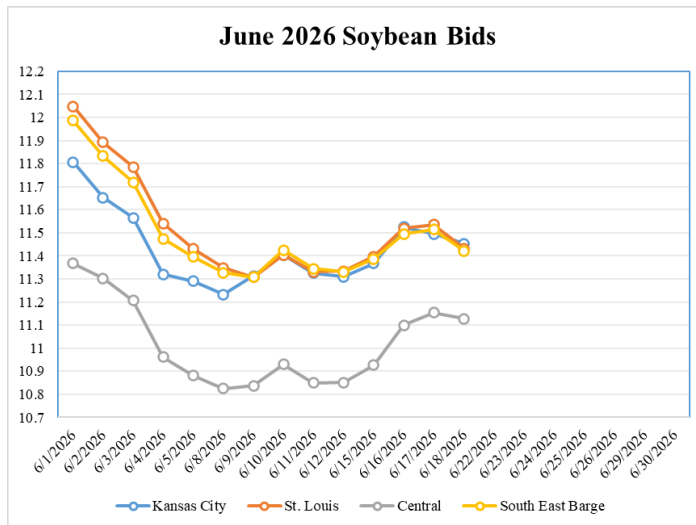
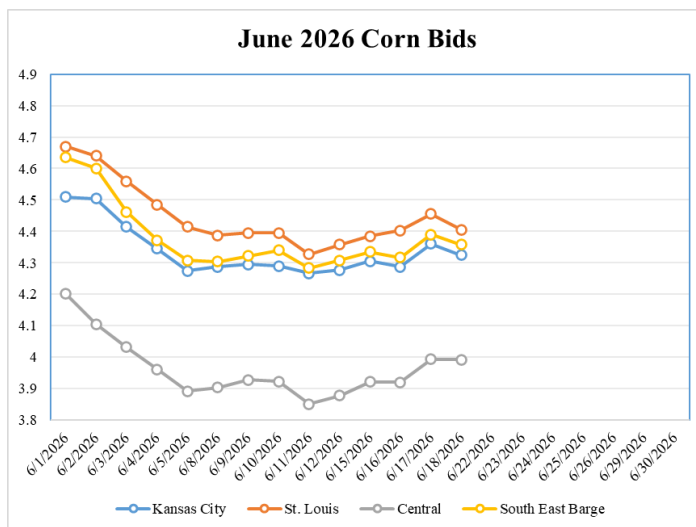
MISSOURI GRAIN WEEKLY TRENDS

Compared to last week, Soybeans 0.01 to 0.29 higher, Wheat 0.20 to 0.26 higher, Corn 0.05 to 0.10 higher.

Area	#1 Soybeans	#2 Soft Wheat	#2 Corn	#2 Grain Sorghum
Kansas City				
Friday**	11.13-11.48	5.84	4.27	---
Monday	11.19-11.54	5.89	4.30	---
Tuesday	11.40-11.65	5.96	4.28	---
Wednesday	11.42-11.57	6.12	4.36	---
Thursday	11.42-11.47	6.10	4.32	---
Friday	Holiday	Holiday	Holiday	---
St. Louis				
Friday**	11.33	5.82-5.84	4.35	---
Monday	11.39-11.40	5.85-5.89	4.38	---
Tuesday	11.52	5.92-5.96	4.38-4.41	---
Wednesday	11.53-11.54	6.08-6.12	4.45-4.46	---
Thursday	11.42-11.43	6.02-6.05	4.40	---
Friday	Holiday	Holiday	Holiday	---
Central				
Friday**	10.78-10.93	5.44-5.64	3.82-3.92	---
Monday	10.89-10.99	5.49-5.69	3.90-3.95	---
Tuesday	11.00-11.20	5.56-5.76	3.88-3.93	---
Wednesday	11.12-11.22	5.72-5.92	3.96-4.01	---
Thursday	11.02-11.17	5.65-5.85	3.92-4.02	---
Friday	Holiday	Holiday	Holiday	---
S.E. MO				
Friday**	10.28-10.37	5.79-5.83	4.25-4.35	---
Monday	11.34-11.43	5.79-5.88	4.28-4.38	---
Tuesday	11.45-11.54	5.86-5.95	4.26-4.36	---
Wednesday	11.47-11.56	6.02-6.07	4.34-4.44	---
Thursday	11.37-11.46	5.95-6.00	4.30-4.40	---
Friday	Holiday	Holiday	Holiday	---

(PRICES PER BUSHEL) *NEW CROP **PREVIOUS WEEK'S PRICES
*Bids calculated using Kansas City, St. Louis, and St. Joseph bids

MONTHLY GRAIN CROP



*Axis value ranges may be updated to reflect data points.
Only dates in which markets are trading and only current cash bids are represented.

**WHOLESALE FEEDSTUFFS PRICES
(DOLLARS PER TON-BULK BASIS)**

Area	Soybean Hulls	Soybean Meal 46.5-48%	Corn Gluten Pellets 21%	Wheat Middlings
Kansas City	77.50	306.30	236.00	171.67
St. Louis	n/a	n/a	218.00	165.00

CROP PROGRESS

There were 2.9 days suitable for fieldwork in the week ending June 14, 2026. Topsoil moisture supply was rated 0 percent very short, 2 percent short, 54 percent adequate, and 44 percent surplus. Subsoil moisture supply was rated 0 percent very short, 5 percent short, 68 percent adequate, and 27 percent surplus. Pasture and Range Condition was rated at 0 percent very poor, 8 percent poor, 20 percent fair, 59 percent good and 13 percent Excellent. Corn Emerged was at 96 percent compared to the 5-year average of 95 percent. Corn condition was rated 2 percent very poor, 6 percent poor, 29 percent fair, 56 percent good, and 7 percent excellent. Soybeans planted was at 83 percent complete, compared to the 5-year average of 85 percent. Soybeans emerged was at 75 percent, compared to the 5 year average of 73 percent. Soybean condition was rated at 1 percent very poor, 6 percent poor, 34 percent fair, 55 percent good, and 4 percent excellent. Winter Wheat harvested was at 29 percent, ahead of the 5-year average of 18 percent. Hay cutting excluding alfalfa was at 43 percent complete, compared to the 5-year average of 47 percent. First cutting of Alfalfa was at 67 percent complete compared to the 5-year average of 77 percent.

	WEEK ENDING			5 yr avg
	6/14/25	6/07/26	6/14/26	
Corn Emerged	96	92	96	95
Soybean Planted	86	80	83	85
Soybeans Emerged	74	67	75	73
Winter Wheat Harvested	11	14	29	18
Hay Alfalfa 1st	73	62	67	77
Hay Excl. Alfalfa	43	33	43	47

United States Cattle on Feed Up 2 Percent

Cattle and calves on feed for the slaughter market in the United States for feedlots with capacity of 1,000 or more head totaled 11.7 million head on June 1, 2026. The inventory was 2 percent above June 1, 2025. **Placements** in feedlots during May totaled 1.70 million head, 10 percent below 2025. Net placements were 1.65 million head. **Marketings** of fed cattle during May totaled 1.55 million head, 12 percent below 2025. Marketings were the second lowest for May since the series began in 1996. Other disappearance totaled 55,000 head during May, 11 percent below 2025.

MISSOURI WEEKLY HAY SUMMARY 6/11/2026

Although it seems as if there hasn't been much in the way of any significant stretches of haying weather, small windows here and there have allowed for haying. As of the latest progress report, producers are right in line with the 5-year average pace at this point. Many farmers reporting yields below average as fields are thin or short due to the late frost in many areas. Heavy rains, some big hail, and even a tornado, went across northern Missouri this week. A fairly large stretch of north central and northeast had reports 3-6 inches with some spots as much as 8-10 inches of rain. On the flip side areas in the southeast remain very dry, but have seen slight improvement over the last week. Hay demand is light, and supplies are moderate. Hay prices are generally steady. The Missouri Department of Agriculture has a hay directory at <https://apps.mda.mo.gov/haydirectory> or visit the University of Missouri Extension feed stuff finder at <https://feedstufffinder.org>

Alfalfa - Supreme 250.00-300.00, small square 10.00-15.00 per bale
 Alfalfa - Premium 175.00-225.00
 Alfalfa - Good 150.00-175.00, small square 6.00-10.00 per bale
 Alfalfa - Fair 125.00-150.00

Mixed Grass - Premium 150.00-200.00
 Mixed grass - Good/Premium 100.00-150.00
 Mixed grass-Fair/Good 50.00-100.00, small square 2.25-7.00 per bale
 Mixed grass - Fair 20.00-40.00 per large round bale.

Please Note: The above volumes (tonnage, acres, and bales) listed are for confirmed trades only, it does not include estimated volume (tonnage) for bids or offers to the trade. List your hay for sale at: [Hay Listing Online Form](#). Explanation of Hay Quality Guidelines: [Hay](#)

MISSOURI WEEKLY SHEEP/GOAT AUCTION SUMMARY

Receipts: 1,974 Week Ago: 4,851 Last Year: 2,397

Sheep: Feeder Lambs: Small and Medium 1-2 hair 20-50 lbs 225.00-300.00. Slaughter Lambs Choice and Prime 1-3 50-60 lbs 230.00-250.00; 60-70 lbs 220.00-245.00; 70-80 lbs 217.00-235.00; 80-90 lbs 225.00-245.00. Choice 1-3 hair 50-60 lbs 205.00-220.00; 60-70 lbs 205.00-215.00; 70-80 lbs 187.50-210.00. Ewes Good 2-3 hair 75-100 lbs 160.00-170.00; 100-135 lbs 152.50-185.00. Utility and Good 1-3 80-100 lbs 160.00-170.00; 100-120 lbs 120.00-145.00. Cull and Utility 1-2 hair 65-95 lbs 90.00-120.00. Bucks Hair 120-150 lbs 132.50-175.00; 150-175 lbs 165.00-225.00.

Goats: Feeder Kids: Selection 1 35-40 lbs 390.00-420.00; 40-50 lbs 340.00-370.00. Selection 2 25-30 lbs 200.00-250.00; 30-50 lbs 280.00-365.00. Selection 3 35-50 lbs 180.00-255.00. Slaughter Kids: Selection 1 45-70 lbs 330.00-375.00, few fancy 400.00-410.00. Selection 1-2 70-75 lbs 300.00-360.00. Selection 2 50-70 lbs 215.00-335.00. Selection 3 50-70 lbs 175.00-207.50. Nannies Selection 1-2 70-80 lbs 120.00-207.50; 90-150 lbs 120.00-182.50. Billies Selection 1-2 100-150 lbs 190.00-235.00

Explanatory Notes: Stage - Represents estimated lambing/kidding period (Open, Exp=exposed, Bred, Fall = Sep-Nov, Win = Dec-Feb, Spr = Mar-May, Sum=Jun-Aug; w/s = woolled and shorn; /hd= per head; /fam=per family All price CWT unless otherwise noted.

MISSOURI DROUGHT MONITOR

Date	None	D0	D1	D2	D3	D4
6/16/26	82.11	5.72	7.47	3.78	0.93	0.00
6/9/26	73.32	12.50	9.52	3.36	1.31	0.00
6/17/26	81.27	14.48	4.25	0.00	0.00	0.00

Reflects percentage of Missouri impacted by drought. D0 Abnormally Dry; D1 Moderate Drought; D2 Severe Drought; D3 Extreme Drought; D4 Exceptional Drought

NATIONAL DIRECT DELIVERED FEEDER PIG REPORT

6/19/26 Receipts: 191,922 Week ago: 126,535 Year Ago: 127,352 Early weaned pigs are 4.00 lower and feeder pigs are steady.

Cash: 119,375 head, 37.00-70.00, weighted average 52.29
 Formula: 36,997 head, 40.12-73.01, weighted average 50.13
 Feeder pigs 40 pounds basis: Cash 35,550 head, 80.00-108.00, weighted average 90.73

NATIONAL DAILY DIRECT PRIOR DAY HOG REPORTS 6/19/26

BARROWS AND GILTS (Carcass Basis): 2,935 head
 Base Carcass Price 89.00-98.00, weighted average 96.74

SOWS (Live Basis): 6,313 head
 300-500 lbs. 25.00-72.00
 Over 500 lbs. 44.00-72.19

MISSOURI WEEKLY DIRECT SLAUGHTER CATTLE REPORT

Weekly Receipts: Week ago: Year ago:

No Direct Slaughter Report.

LIVE STEERS & HEIFERS: DRESSED STEERS & HEIFERS:

GRADE AND EIGHT (Grid):

Click here for the current [National Crop Progress](#)
 Click here for the current [Missouri Crop Progress](#)
 The current hay directory can be found at: [Hay Directory](#).