

Weekly Market Summary

Published by:
Missouri Department of Agriculture
Ag Business Development Division
Market News Program



Chris Chinn, Director
 Jill Wood, Division Director
 Tony Hancock, Editor
[agmarketnews.mo.gov](http://www.ams.usda.gov/marketnews.htm)
<http://www.ams.usda.gov/marketnews.htm>

Michael Kehoe, Governor

Volume XLVI, Number 26 ♦ P.O. Box 630, Jefferson City, MO 65102 ♦ (573) 751-4211 ♦ Mon, Jun 29, 2026

MISSOURI WEEKLY FEEDER CATTLE WEIGHTED AVERAGE REPORT

Feeder Cattle Receipts: 30,900 Week ago: 23,113 Year ago: 19,226
 Steers and Heifers Medium and Large 1—Weighted average weights and prices

STEERS: Medium and Large 1

321 lbs. 641.51	521 lbs. 511.68	721 lbs. 405.58	927 lbs. 350.47
376 lbs. 610.24	574 lbs. 475.12	777 lbs. 384.48	977 lbs. 345.07
426 lbs. 558.01	624 lbs. 448.83	821 lbs. 377.83	1020 lbs. 328.99
480 lbs. 542.43	671 lbs. 430.67	871 lbs. 362.14	

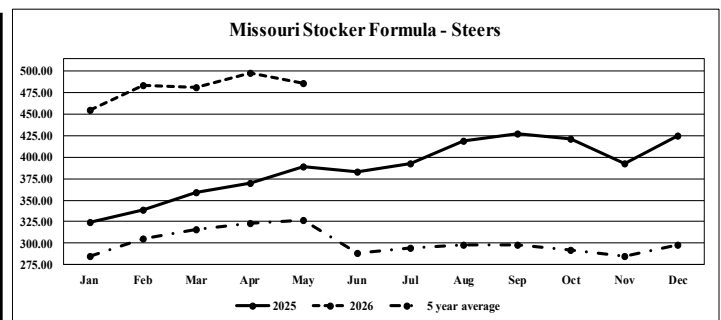
HEIFERS: Medium and Large 1

320 lbs. 586.14	522 lbs. 452.29	717 lbs. 379.46
380 lbs. 536.23	572 lbs. 427.47	782 lbs. 352.02
432 lbs. 497.44	625 lbs. 411.75	810 lbs. 331.31
477 lbs. 483.04	666 lbs. 383.49	909 lbs. 311.18

MISSOURI STEER (HEIFER) STOCKER FORMULA 6/28/2026

Monday's Missouri Stocker formula consists of **6,979 (6,048)** head with a weighted average weight of **554.25 (543.08)** lbs. and a price value of **476.28 (431.85)**, 4.33 higher (2.64 higher) than a week ago.

This a rolling seven day calculated weighted value which combines all Feeder Steers reported by MDA/USDA Market News Service weighing from 400-649 lbs. in the Medium and Large 1 and Medium and Large 1-2 frame and muscle classifications, including all comment cattle except Brahman X. Heifer values are in parentheses.



*Graph is updated the first Monday of each month. Axis value ranges may be updated to reflect data points.

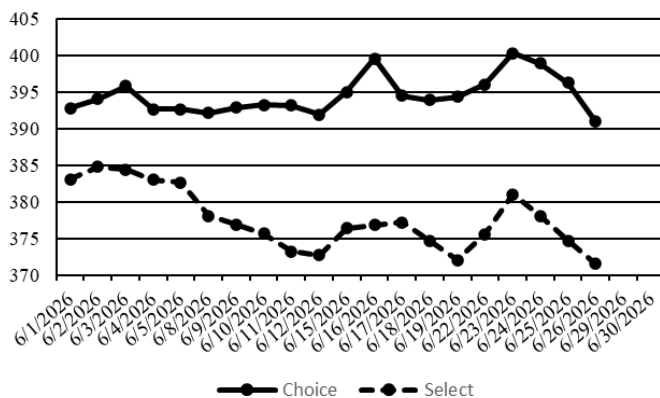
NATIONAL BOXED BEEF CUTOUT VALUES

DATE	CHOICE	SELECT	TOTAL LOADS
6/22	396.06	375.59	79
6/23	400.31	381.06	93
6/24	398.94	378.14	98
6/25	396.32	374.74	97
6/26	391.03	371.58	94
5 Day Simple Average	396.53	376.22	

MISSOURI WEEKLY CATTLE AUCTION SUMMARY

Total Receipts: 34,310 Week Ago: 23,113 Year Ago: 19,226
 Compared to last week, feeders sold 5.00 to 15.00 higher with the full strength of the market found on loads of heavy weight yearlings. The supply of feeders was moderate, and demand was good to very good. Several of the northern sales were on an off week this week ahead of annual customer appreciation sales the week of the 4th. Joplin Regional Stockyards will hold a yearling special on Monday with over 10K expected and then over 35K offered at the Big Bang Video Sale Thursday. A few other specials will be held early week then many others will start to close mid-week and take the week off. Rains kept most producers out of the hay fields once again this week, but a shift in the weather with heat and several dry days should allow for a lot of acres to get baled. A few stick-out sales this week included 45 head of 495 lbs. steers at Callaway Livestock Center that sold for 590.00 and 21 head of 559 lb. steers that sold for 520.00. Joplin Regional Stockyards sold 35 head of 523 lb. steers for 540.00, 31 head of 606 lb. steers for 467.50, and 36 head of 706 lb. steers for 424.00. F&T Livestock sold 29 head of 706 lb. steers for 403.00. Windsor Livestock Auction sold two loads of 829 lb. steers for 385.25. Lolli Brothers Livestock Market sold a load of 880 lb. steers for 377.75, a load of 911 lb. steers for 366.00, a load of 976 lb. steers for 349.60, and 23 head of 508 lb. heifers for 483.00. Kingsville Livestock Auction sold a load of 702 lb. heifers for 399.50. Boxed beef cut-out values rallied early week with choice closing over 400.00 for one day but was unable to hold those levels and closed lower for the week. Choice closed on Friday at 391.03, down 3.34 and Select closed at 371.68, down 0.50 compared to last week. The choice/select spread is at 19.45 per cwt. Negotiated feedlot sales as of the 2:00 cutoff time on Friday afternoons report was very light once again this week with just a few over 14K head reported. Live sales in the south mostly at 258.00 and 260.00 in the north. Limited dressed sales in the north at 408.00. The Missouri Stocker formula consists of 6979 head with a weighted average weight of 554.25 lbs. and a price value of 476.28, 4.33 higher than last week. The steer/heifer is 44.43.

Boxed Beef Cuts June 2026



*Axis value ranges may be updated to reflect data points.

WEEKLY LIVESTOCK SLAUGHTER

	CATTLE	HOGS	SHEEP
Week to Date:	537,000	2,371,000	35,000
Last Week:	526,000	2,371,000	34,000
Last Year:	561,022	2,389,368	35,802

The Weekly Market Summary, as well as historical summaries, are available on our website <https://agmarketnews.mo.gov/summaries>
 Market News Hotline: 1-573-522-9244
 Check out the latest updates on our YouTube Channel: [MDA Market News](https://www.youtube.com/channel/UC...)

SOUTHWEST MISSOURI WEEKLY SUMMARY

(Joplin, Springfield, Exeter)

Receipts: 17,322 Week ago: 13,155 Year Ago: 10,938

Compared to last week, most classes of feeders sold steady to 15.00 higher, with spots of 20.00-30.00 higher. A few instances of unevenness early week. Slaughter cows sold steady to 7.00 higher, and bulls mixed from 3.00 lower to 5.00 higher

FEEDER STEERS:
Medium and Large 1

300-400 lbs.	610.00-677.00
400-500 lbs.	497.50-570.00
500-600 lbs.	439.00-565.00
600-700 lbs.	400.00-462.00
700-800 lbs.	363.00-424.00
800-900 lbs.	350.50-388.00
900-1000 lbs.	341.00-361.00

FEEDER HEIFERS:
Medium and Large 1

300-400 lbs.	521.00-630.00
400-500 lbs.	435.00-510.00
500-600 lbs.	410.00-489.00
600-700 lbs.	368.00-460.00
700-800 lbs.	340.00-365.00
800-825 lbs.	330.00-332.00

FEEDER HOLSTEIN STEERS:
Large 3

62 hd. 827 lbs.	320.00
55 hd. 980 lbs.	286.00

SLAUGHTER COWS: Breaking and Boning (70-85% lean) 158.00-187.00; high dressing 181.00-201.00; Lean (85-90%) 147.00-173.00; low dressing 120.00-148.00

SLAUGHTER BULLS: Yield Grade 1-2 1225-2320 lbs. 203.00-243.00; high dressing 223.00-258.00; low dressing 189.00-212.00

BRED COWS: Medium and Large 1, 1115-1565 lbs., 2nd-3rd stage, 2-8 yrs., 3500.00-4150.00

Medium and Large 1-2, 730-1470 lbs., 2-4 yrs., 2nd-3rd stage, 3700.00-3800.00; 2-8 yrs., 1st stage, 2050.00-2900.00, 2nd-3rd stage, 2800-3500.00; Over 8 yrs., 2nd-3rd stage, 2400.00-3400.00

COW CALF PAIRS: Medium and Large 1-2, with 150-300 lb. calves, 2-8 yrs., Open, 3700.00-4800.00

SOUTH CENTRAL MISSOURI WEEKLY SUMMARY

(West Plains, Phillipsburg)

Receipts: 3,856 Week ago: 3,950 Year Ago: 1,795

Compared to last week, feeder sold steady to 20.00 higher. Slaughter cows sold mostly steady.

FEEDER STEERS:
Medium and Large 1

400-500 lbs.	500.00-575.00
500-600 lbs.	447.50-517.50
600-700 lbs.	412.00-465.00
700-800 lbs.	380.00-404.00
800-900 lbs.	350.50-361.00
18 hd. 966 lbs.	335.50

FEEDER HEIFERS:
Medium and Large 1

300-400 lbs.	560.00-585.00
400-500 lbs.	450.00-545.00
500-600 lbs.	412.50-471.50
600-700 lbs.	345.00-411.00
700-800 lbs.	337.50-339.00
800-825 lbs.	323.00-329.00
21 hd. 901 lbs.	307.50

FEEDER HOLSTEIN STEERS:
Large 3

Scarce

SLAUGHTER COWS: Breaking and Boning (70-85% lean) 165.00-183.00; high dressing 179.00-191.00; low dressing 154.00-165.00. Lean (85-90%) 144.00-169.00; low dressing 129.00-155.00

SLAUGHTER BULLS: Yield Grade 1-2 1150-2200 lbs. 197.00-221.00; high dressing 217.50-248.00; low dressing 187.00-209.00

BRED COWS: Medium and Large 1, 1200-1700 lbs., 2-8 yrs., 2nd-3rd stage, 3400.00-3675.00; Over 5 yrs., 2nd-3rd stage, 3000.00-3400.00 per head

BRED HEIFERS: Medium and Large 1-2, under 2 yrs., 890 lbs., 1st stage, 3425.00

WEST CENTRAL MISSOURI WEEKLY SUMMARY

(Kingsville, Windsor, Butler, Osceola)

Receipts: 4,927 Week ago: 3,432 Year ago: 1,352

Compared to last week, feeders sold steady to 20.00 higher. Slaughter cows sold steady to 8.00 higher.

FEEDER STEERS:
Medium and Large 1

350-400 lbs.	555.00-630.00
400-500 lbs.	510.00-617.50
500-600 lbs.	440.00-544.00
600-700 lbs.	406.00-490.00
700-800 lbs.	376.50-428.00
109 hd. 829 lbs.	385.25

FEEDER HEIFERS:
Medium and Large 1

300-400 lbs.	517.50-605.00
400-500 lbs.	445.00-535.00
500-600 lbs.	410.00-474.00
600-700 lbs.	380.00-435.00
700-800 lbs.	350.50-399.50
800-900 lbs.	350.00-355.00

SLAUGHTER BULLS: Yield Grade 1-2 1265-2160 lbs. 212.00-246.00; high dressing 238.00-260.00; low dressing 187.50-221.00

SLAUGHTER COWS: Breaking and Boning (70-85% lean) 161.00-190.00; high dressing 184.00-202.00; Lean (85-90%) 145.00-176.00; low dressing 125.00-152.00

BRED COWS: Scarce

COW CALF PAIRS: Scarce

NORTHEAST MISSOURI WEEKLY SUMMARY

(Bowling Green, Kingdom City, Palmyra)

Receipts: 2,624 Week ago: 5,870 Year ago: 2,302

Compared to last week, feeder sold steady to 10.00 higher. Slaughter cows sold steady.

FEEDER STEERS:
Medium and Large 1

400-500 lbs.	532.50-630.00
500-600 lbs.	440.00-563.00
600-700 lbs.	410.00-480.00
700-800 lbs.	380.00-423.00
850-900 lbs.	355.00-364.00

FEEDER HEIFERS:
Medium and Large 1

400-500 lbs.	462.50-527.50
500-600 lbs.	410.00-464.00
600-700 lbs.	399.00-413.00
700-800 lbs.	353.00-393.00

SLAUGHTER BULLS: Yield Grade 1-2 1400-2210 lbs. 201.00-227.00; high dressing 221.00-240.00; low dressing 190.00-200.00

SLAUGHTER COWS: Breaking and Boning, (70-85% lean) 175.00-186.00; high dressing 185.00-197.00; Lean (85-90%) 157.00-175.00; low dressing 137.00-167.00

SLAUGHTER STEERS: Choice 2-3 254.50-261.00; Select and Choice 2-3, 252.00-254.50

SLAUGHTER HEIFERS: Choice 2-3 256.00-258.50; Select and Choice 1-3 252.00-255.00

BRED COWS: Scarce

BRED HEIFERS: Scarce

NORTH CENTRAL MISSOURI WEEKLY SUMMARY

(Macon, Unionville, Green City, New Cambria)

Receipts: 2,110 Week ago: 1,861 Year ago: 4,138

Compared to two weeks ago, feeders sold steady to 15.00 higher, with some steer calves 25.00 higher. Slaughter cows sold steady.

*Some sale barns on a bi-weekly schedule and may not have a sale each week.

FEEDER STEERS:
Medium and Large 1

400-500 lbs.	541.00-585.00
500-600 lbs.	458.00-532.50
600-700 lbs.	427.50-473.00
800-900 lbs.	375.00-377.75
900-1000 lbs.	343.75-366.00

FEEDER HEIFERS:
Medium and Large 1

400-500 lbs.	473.00-546.00
500-600 lbs.	417.00-483.00
600-700 lbs.	489.50-419.00
700-750 lbs.	368.50-383.35

SLAUGHTER BULLS: Yield Grade 1-2, 1350-2110 lbs., 209.00-218.00; high dressing 222.00-239.00

SLAUGHTER COWS: Breaking and Boning (70-85% lean) 175.00-184.00; high dressing 187.00-192.00; Lean (85-90%) 159.00-170.00; low dressing 142.50-154.00

BRED COWS: Scarce

HEIFER PAIRS: Scarce

SOUTHEAST MISSOURI WEEKLY SUMMARY

(Jackson and Farmington)

Receipts: 734 Week ago: 1,140 Year ago: 257

Compared to last week, feeder sold sharply higher where tested. Slaughter cows sold steady to 5.00 higher.

FEEDER STEERS:
Medium and Large 1

400-500 lbs. 450.00-560.00
500-600 lbs. 400.00-505.00
600-700 lbs. 380.00-427.00
700-750 lbs. 350.00-375.00

FEEDER HEIFERS:
Medium and Large 1

300-400 lbs. 500.00-550.00
400-500 lbs. 425.00-515.00
500-600 lbs. 365.00-455.00
600-700 lbs. 340.00-395.00
Pkg 806 lbs. 332.00

SLAUGHTER BULLS: Yield Grade 1-2, 1475-2030 lbs., high dressing 197.00-237.00

SLAUGHTER COWS: Breaking and Boning (75-85% lean) 150.00-160.00; high dressing 164.00-198.00; Lean (85-90% lean) 125.00-140.00, low dressing 75.00-100.00

BRED COWS: Medium and Large 2, 2-8 yrs, 1075-1395 lbs, 1st-3rd stage, 2750.00-3500.00 per head

COW & CALF PAIRS: Medium and Large 2 with 150-300 lb. calves, 2-8 yrs., 3750.00-4000.00

EAST CENTRAL MISSOURI WEEKLY SUMMARY

(Cuba, Vienna)

Receipts: 1,512 Week ago: 417 Year ago: 0

Compared to last week, feeders sold steady to 10.00 higher. Slaughter cows steady to 2.00 higher.

FEEDER STEERS:
Medium and Large 1

400-500 lbs. 512.50-590.00
500-600 lbs. 456.00-525.00
600-700 lbs. 410.00-461.00
700-800 lbs. 380.00-420.00

FEEDER HEIFERS:
Medium and Large 1

400-500 lbs. 454.00-507.50
500-600 lbs. 395.00-466.00
600-700 lbs. 370.00-416.00

SLAUGHTER BULLS: Yield grade 1-2, 1225-2075 lbs., avg dressing 207.50-225.00; high dressing 234.00-240.00.

SLAUGHTER COWS: Breaking and Boning, (70-85% lean) 172.00-184.00; high dressing 184.00-190.00. Lean 154.00-167.00; low dressing 117.00-151.00.

BRED COWS: Medium and Large 1, 2-8 yrs, 1250-1475 lbs., 2nd-3rd stage, 4000.00-5400.00

COW CALF PAIRS: Scarce

NORTHWEST MISSOURI WEEKLY SUMMARY

(Tina)

Receipts: 495 Week ago: 1,024 Year ago: 0

Compared to last week, feeder sold with steady to higher undertones on a light test. Slaughter cows and bulls traded mostly steady.

FEEDER STEERS:
Medium and Large 1

400-500 lbs. 527.50
500-600 lbs. 449.00-532.50
600-700 lbs. 425.00-454.00
750-800 lbs. 373.00-386.00

FEEDER HEIFERS:
Medium and Large 1

400-500 lbs. 515.00-535.00
500-600 lbs. 420.00-452.50
600-650 lbs. 397.50-400.00
750-775 lbs. 333.00-334.00

SLAUGHTER BULLS: Yield grade 1-2, 1690-2210 lbs., avg dressing 211.50; high dressing, 230.00-232.50

SLAUGHTER COWS: Breaking and Boning, (70-85% lean) 171.00-184.00, high dressing 184.50-191.00; Lean (85-90%) 165.00-176.00, low dressing 144.00-166.00

BRED COWS: Scarce

COW CALF PAIRS: Scarce

AFTERNOON NATIONAL SLAUGHTER CATTLE REVIEW

So far for Friday, negotiated cash trade has been light on moderate demand in the Western Cornbelt. Compared to last week, live purchases have been steady at 260.00. There have been a few dressed purchases from 408.00-410.00, but not enough for an adequate market test. The last established dressed market in the Western Cornbelt was last week at 405.00 on a light test. Negotiated cash trade has been limited on moderate demand in the Southern Plains. There have been a few live purchases at 258.00 in the Texas Panhandle and Kansas, but not enough for an adequate market test. The last established market in the Texas Panhandle was last week with live purchases from 258.00-260.00. The last established market in Kansas was last week with live purchases from 258.00-260.00, mostly 260.00. Negotiated cash trade has been mostly inactive on moderate demand in Nebraska. The last established market in Nebraska was last week with live purchases at mostly 260.00 and dressed purchases from 405.00-408.00, mostly 408.00.

Negotiated Cash Sales:					
Confirmed:	8,531	Week Ago:	1,812	Year Ago:	15,238
Week to date:	14,047	Week Ago:	4,201	Year Ago:	41,497

Live Basis	Steers	Heifers
Over 80% Choice	258.00 - 260.00 avg 259.93	260.00 - 260.00 avg 260.00
65-80% Choice	258.00 - 258.00 avg 258.00	258.00 - 258.00 avg 258.00
35-65% Choice	-	-
0-35% Choice	-	-
Total All Grades	258.00 - 260.00 avg 259.39	258.00 - 260.00 avg 258.75
Dressed Basis		
Over 80% Choice	408.00 - 410.00 avg 409.11	408.00 - 408.00 avg 408.00
65-80% Choice	-	-
35-65% Choice	-	-
0-35% Choice	-	-
Total All Grades	408.00 - 410.00 avg 409.11	408.00 - 408.00 avg 408.00

All Beef Type Steers/Heifers	Head	Avg Wt	Price Range	Wtd Avg
Live FOB	5,704	1,455.9	255.00-261.00	259.26
Live Del	1,246	1,488.6	260.00-262.00	261.61
Dressed Del	1,581	983.5	408.00-410.00	408.65
Dressed FOB	-	-	-	-

WEEKLY COMMODITY FUTURES TRENDS

Compared to last week, Live Cattle Jun 2.65 higher, others 0.23 to 0.80 lower, Lean Hogs 0.15 to 2.10 lower, Feeder Cattle 2.08 to 3.25 higher.

Daily Futures Closes

	Mon.	Tues.	Wed.	Thu.	Fri.
Cattle					
Jun	255.82	255.15	256.00	257.40	257.45
Aug	247.35	246.00	246.52	247.22	245.82
Oct	241.00	239.75	240.37	240.62	239.20
Dec	240.22	239.10	239.85	239.75	238.50
Feb	240.57	239.52	240.47	240.47	239.07
Lean Hogs					
Jul	94.65	94.22	93.85	92.70	92.92
Aug	96.72	97.22	96.70	96.60	96.57
Oct	80.85	81.20	80.90	80.95	81.95
Dec	73.67	73.60	73.70	73.77	74.95
Feb	77.47	77.35	77.50	77.65	78.85
Fdr Cattle					
Aug	370.42	368.15	372.92	373.30	369.85
Sep	368.82	366.97	370.62	371.37	367.67
Oct	366.02	364.60	367.55	368.35	364.60
Nov	362.90	361.72	364.35	365.15	361.37
Jan	356.67	355.72	358.05	358.72	354.85
Milk					
Jun	16.00	16.01	16.02	16.03	16.01
Jul	15.97	15.87	15.80	15.71	15.72
Aug	16.40	16.48	16.33	16.36	16.47

WEEKLY COMMODITY GRAIN FUTURES TRENDS

Compared to last week, Soybeans 0.03 to 0.14 higher, Wheat 0.21 to 0.28 lower, Corn 0.01 to 0.05 lower, KC Wheat 0.31 to 0.33 lower, Soybean Meal 1.10 to 5.70 higher.

Daily Grain Futures Closes

	Mon.	Tues.	Wed.	Thu.	Fri.
Soybeans					
Jul	1115 3/4	1117	1108 3/4	1127 1/2	1126 1/4
Aug	1122 1/2	1124	1116 3/4	1137	1136 1/2
Sep	1126	1127 1/4	1120	1141 1/4	1141 1/2
Nov	1141 1/2	1141 3/4	1135	1157	1156 1/4
Jan	1155 3/4	1156	1149	1171	1170 1/2
Wheat					
Jul	597 1/2	586 3/4	585 3/4	591	578 1/4
Sep	607 1/2	597	596	601 1/2	589 3/4
Dec	624	613 3/4	612 3/4	618 1/4	607 1/4
Mar	638	628 1/2	628	632 3/4	622
May	646 1/2	637 3/4	637 1/4	641 3/4	631 1/2
Corn					
Jul	411 1/2	409 3/4	407	414 3/4	412 3/4
Sep	419 3/4	417 3/4	415 3/4	424 1/4	421 3/4
Dec	439 1/2	437 1/4	434 3/4	443	441 1/2
Mar	454	451 3/4	449 1/2	457 1/2	456 1/2
May	463	460 3/4	458 1/4	466 1/4	465 1/2
KC Wheat					
Jul	633 1/2	618 1/4	617 1/4	620 1/2	611
Sep	640	625 1/4	625 1/2	630 1/2	619 1/2
Dec	654 1/4	639 1/2	640 3/4	645 3/4	634 1/2
Mar	666 1/2	651 3/4	654	658 1/2	646 3/4
May	674 1/2	659 3/4	662 1/2	666 3/4	655
SB Meal					
Jul	299.80	302.90	303.60	308.20	307.00
Aug	299.90	302.00	302.00	306.00	304.20
Sep	299.90	299.80	299.00	303.60	302.30
Oct	299.80	298.20	297.20	302.00	301.10
Dec	303.40	301.30	300.10	305.00	304.50

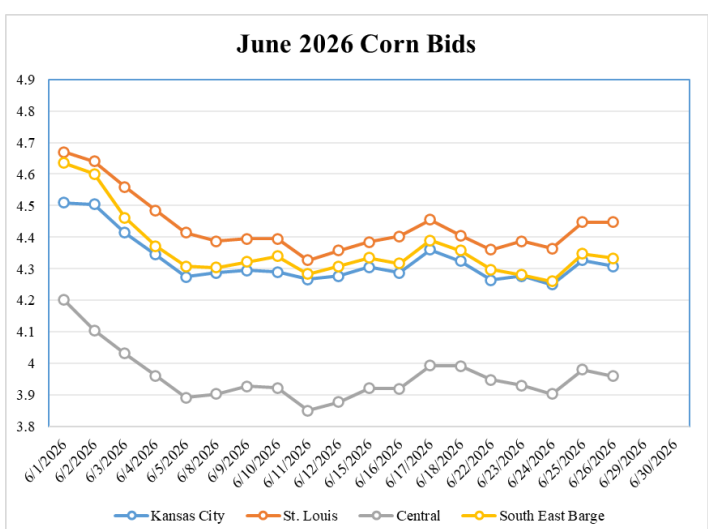
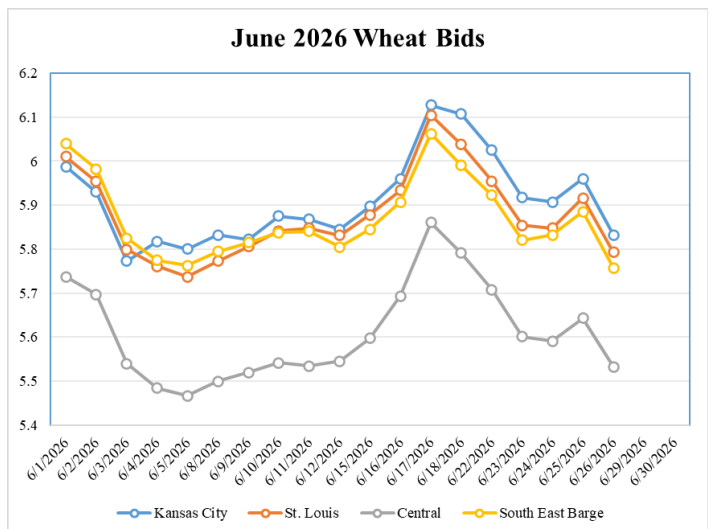
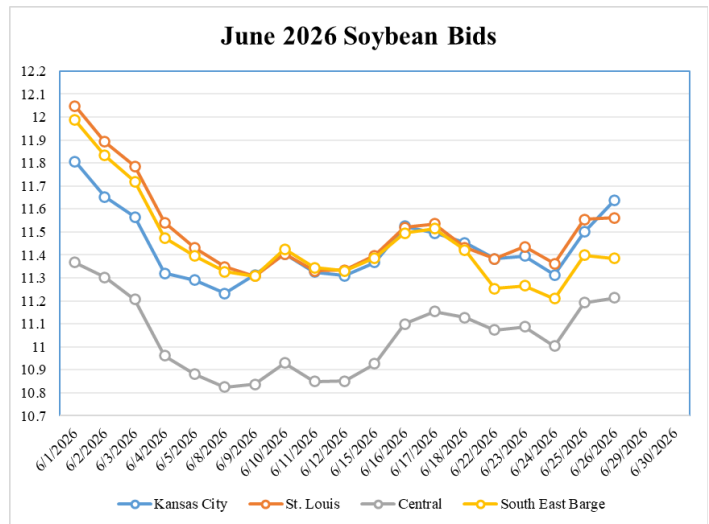
MISSOURI GRAIN WEEKLY TRENDS

Compared to last week, Soybeans 0.13 to 0.24 higher, Wheat 0.24 to 0.27 lower, Corn 0.02 lower to 0.04 higher.

Area	#1 Soybeans	#2 Soft Wheat	#2 Corn	#2 Grain Sorghum
Kansas City				
Friday**	Holiday	Holiday	Holiday	---
Monday	11.35-11.40	6.02	4.26	---
Tuesday	11.37-11.42	5.91	4.27	---
Wednesday	11.28-11.33	5.90	4.25	---
Thursday	11.47-11.52	5.96	4.32	---
Friday	11.56-11.71	5.83	4.30	---
St. Louis				
Friday**	Holiday	Holiday	Holiday	---
Monday	11.36-11.39	5.94-5.97	4.34-4.37	---
Tuesday	11.43-11.44	5.84-5.86	4.38	---
Wednesday	11.35-11.36	5.83-5.85	4.36-4.37	---
Thursday	11.55	5.90-5.93	4.44	---
Friday	11.56	5.78-5.80	4.44	---
Central				
Friday**	Holiday	Holiday	Holiday	---
Monday	11.00-11.10	5.57-5.77	3.91-3.96	---
Tuesday	11.02-11.12	5.46-5.66	3.89-3.94	---
Wednesday	10.93-11.03	5.45-5.65	3.87-3.92	---
Thursday	11.12-11.22	5.51-5.71	3.94-3.99	---
Friday	11.11-11.31	5.38-5.63	3.92-3.97	---
S.E. MO				
Friday**	Holiday	Holiday	Holiday	---
Monday	11.05-11.39	5.87-5.98	4.24-4.34	---
Tuesday	11.07-11.42	5.76-5.87	4.22-4.32	---
Wednesday	10.98-11.40	5.75-5.86	4.20-4.34	---
Thursday	11.17-11.59	5.81-5.92	4.27-4.44	---
Friday	11.16-11.58	5.68-5.79	4.25-4.42	---

(PRICES PER BUSHEL) *NEW CROP **PREVIOUS WEEK'S PRICES
*Bids calculated using Kansas City, St. Louis, and St. Joseph bids

MONTHLY GRAIN CROP



*Axis value ranges may be updated to reflect data points.
Only dates in which markets are trading and only current cash bids are represented.

WHOLESALE FEEDSTUFFS PRICES (DOLLARS PER TON-BULK BASIS)

Area	Cottonseed Meal 41%	Soybean Meal 46.5-48%	Corn Gluten Pellets 21%	Wheat Middlings
Kansas City	345.00	312.00	236.00	171.67
St. Louis	340.00	N/A	218.00	172.50

CROP PROGRESS

There were 4.0 days suitable for fieldwork in the week ending June 21, 2026. Topsoil moisture supply was rated 0 percent very short, 2 percent short, 62 percent adequate, and 36 percent surplus. Subsoil moisture supply was rated 1 percent very short, 5 percent short, 69 percent adequate, and 25 percent surplus. Pasture and Range Condition was rated at 0 percent very poor, 5 percent poor, 19 percent fair, 62 percent good and 14 percent Excellent. Corn Emerged was at 98 percent even with the 5-year average. Corn silking at 13 percent, 10 percent ahead of the 5-yr average. Corn condition was rated 2 percent very poor, 4 percent poor, 28 percent fair, 59 percent good, and 7 percent excellent. Soybeans emerged was at 80 percent, 2 percent ahead of the 5 year average. Soybeans Blooming at 8 percent, slightly ahead of the 5-yr average of 2 percent. Soybean conditions rated at 2 percent very poor, 6 percent poor, 33 percent fair, 55 percent good, and 4 percent excellent. Winter Wheat harvested was at 59 percent, ahead of the 5-year average of 44 percent. Hay cutting excluding alfalfa was at 52 percent complete, compared to the 5-year average of 62 percent. First cutting of Alfalfa was at 78 percent complete compared to the 5-year average of 88 percent. Second cutting of Alfalfa at 6 percent complete, compared to the 5-yr average of 8 percent at this time.

	WEEK ENDING			5 yr avg
	6/21/25	6/14/26	6/21/26	
Corn Emerged	98	96	98	98
Corn Silking	6	4	13	3
Soybeans Emerged	81	75	80	82
Soybeans Blooming	3	3	8	2
Winter Wheat Harvested	27	29	59	44
Hay Alfalfa 1st	85	67	78	88
Hay Alfalfa 2nd	12	n/a	6	8
Hay Excl. Alfalfa	55	43	52	62

MISSOURI WEEKLY HAY SUMMARY 6/25/2026

Although several farmers took a chance and got some hay baled rains have made it a challenge to get hay baled dry thus far. As of the latest crop progress report, haying has fallen behind the 5-yr average pace now. Looking ahead to next week it seems as if the weather is going to break and heat up right in time for fireworks, which should let producers catch up. Wheat and fescue seed harvest has been in full swing over the last two weeks and is well past the halfway point. Pastures conditions show Seventy-six percent of the state in good to excellent conditions, and other than the SE drought is not a concern currently with much of the state having a surplus of moisture. Hay demand is light, and supplies are moderate. Hay prices are generally steady. The Missouri Department of Agriculture has a hay directory at <https://apps.mda.mo.gov/haydirectory/> or visit the University of Missouri Extension feed stuff finder at <https://feedstufffinder.org>

Alfalfa - Supreme 250.00-300.00, small square 10.00-15.00 per bale
 Alfalfa - Premium 175.00-225.00
 Alfalfa - Good 150.00-175.00, small square 6.00-10.00 per bale
 Alfalfa - Fair 125.00-150.00

Mixed Grass - Premium 150.00-200.00
 Mixed grass - Good/Premium 100.00-150.00
 Mixed grass-Fair/Good 50.00-100.00, small square 2.25-7.00 per bale
 Mixed grass - Fair 20.00-40.00 per large round bale.

Please Note: The above volumes (tonnage, acres, and bales) listed are for confirmed trades only, it does not include estimated volume (tonnage) for bids or offers to the trade. List your hay for sale at: [Hay Listing Online Form](#). Explanation of Hay Quality Guidelines: [Hay](#)

MISSOURI WEEKLY SHEEP/GOAT AUCTION SUMMARY

Receipts: 771 Week Ago: 14974 Last Year: 478

Sheep: Feeder Lambs: Small and Medium 1-2 hair 30-50 lbs 280.00-385.00. Slaughter Lambs Choice and Prime 1-3 50-60 lbs 225.00. Choice 1-3 hair 50-70 lbs 240.00-270.00.; 70-100 lbs 200.00-265.00. Choice 1-3 hair 50-70 lbs 215.00-240.00; 75-80 lbs 187.50-205.00. Ewes: Good 2-3 hair 99-125 lbs 170.00-190.00. Utility and Good 1-3 110-140 lbs 145.00+160.00. Bucks 145-150 lbs 140.00-142.00.

Goats: Feeder Kids: Selection 1 35-50 lb 370.00-485.00; fancy 528.00-650.00. Selection 2 25-50 lbs 310.00-285.00. Selection 3 30-45 lbs; 210.00-285.00. Slaughter Kids: Selection 1 50-60 lbs 375.00-385.00. Selection 2 55-70 lbs 290.00-340.00. Nannies Selection 1-2 60-100 lbs 120.00-205.00 Billies Selection 1-2 90-205.00 180.00-230.00.

Explanatory Notes: Stage - Represents estimated lambing/kidding period (Open, Exp=exposed, Bred, Fall = Sep-Nov, Win = Dec-Feb, Spr = Mar-May, Sum=Jun-Aug; w/s = woolled and shorn; /hd= per head; /fam=per family All price CWT unless otherwise noted.

MISSOURI DROUGHT MONITOR

Date	None	D0	D1	D2	D3	D4
6/23/26	80.85	6.91	7.92	4.06	0.26	0.0
6/16/26	82.11	5.72	7.47	3.78	0.93	0.0
6/24/25	83.36	13.16	2.98	0.0	0.0	0.0

Reflects percentage of Missouri impacted by drought. D0 Abnormally Dry; D1 Moderate Drought; D2 Severe Drought; D3 Extreme Drought; D4 Exceptional Drought

NATIONAL DIRECT DELIVERED FEEDER PIG REPORT

6/26/26 Receipts: 145,114 Week ago: 191,922 Year Ago: 150,912 Early weaned pigs are 4.00 lower and feeder pigs are 7.00 lower.

Cash: 97,514 head, 39.00-67.00, weighted average 48.70
 Formula: 22,500 head, 38.87-59.79, weighted average 47.76
 Feeder pigs 40 pounds basis: Cash 25,100 head, 71.00-96.00, weighted average 83.57

NATIONAL DAILY DIRECT PRIOR DAY HOG REPORTS 6/26/26

BARROWS AND GILTS (Carcass Basis): 553 head
 Base Carcass Price 91.00-97.00, weighted average 94.92

SOWS (Live Basis): 7,008 head
 300-500 lbs. 22.75-69.00
 Over 500 lbs. 40.00-69.94

MISSOURI WEEKLY DIRECT SLAUGHTER CATTLE REPORT 6/26/26

Weekly Receipts: 560 Week ago: 0 Year ago: 280

Compared to last week, Flat dressed sales steady to 3.00 higher.

LIVE STEERS & HEIFERS: DRESSED STEERS & HEIFERS:
 No sales reported 6 loads flat 408.00

GRADE AND EIGHT (Grid): 3 loads 410.00

Click here for the current [National Crop Progress](#)
 Click here for the current [Missouri Crop Progress](#)
 The current hay directory can be found at: [Hay Directory](#).