

MISSOURI AGRICULTURE

2016 Economic Contributions of Agriculture & Forestry

Agriculture.Mo.Gov



ANDREW COUNTY

Economic Contributions of Agriculture, Forestry & Related Industries:

Sales: \$104.1 million

Jobs: 1,298

Value-Added: \$47.1 million

Labor Income: \$24.0 million

Inputs: \$57.0 million

Taxes: \$5.0 million

Sales: The broadest measure of economic activity - often referred to as "output"; **Employment (Jobs):** A measure of job positions without regard to whether they are full-time equivalents; **Value-Added:** Sales (output) minus the cost of inputs; **Taxes:** Includes taxes paid at the federal, state and local levels.

Economic Contributions						
	Inputs (\$M)	+	Value-Added (\$M)	=	Sales (\$M)	Employment
Ag Inputs & Services	\$7.6		\$6.8		\$14.4	244
Crops, Livestock, Forestry, & Fisheries Production	\$47.2		\$39.2		\$86.5	1,028
Food & Kindred Products Manufacturing	\$0.7		\$0.5		\$1.2	10
Forestry Products Manufacturing	\$1.4		\$0.6		\$2.0	15
Total	\$57.0		\$47.1		\$104.1	1,298

Number of Farms: 826 farms

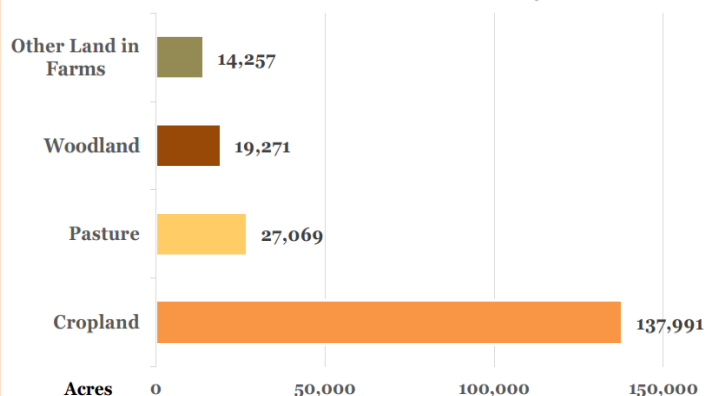
Average Size of Farm: 240 acres

Total Land Area: 276,930 acres

Total Land in Farms: 198,588 acres

Population (2015): 17,296

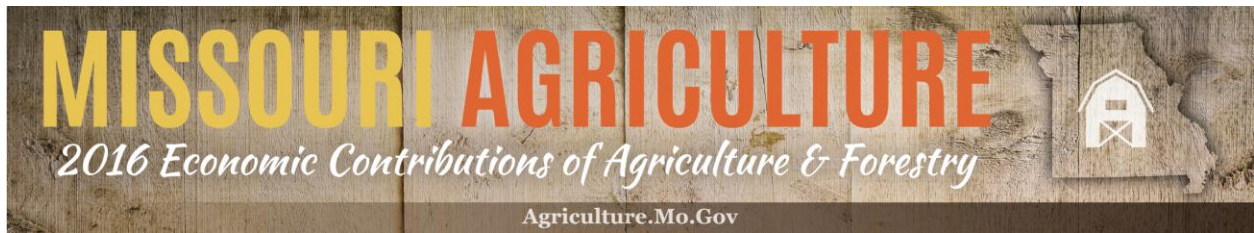
Andrew Farmland Use Summary



Brought to you by:

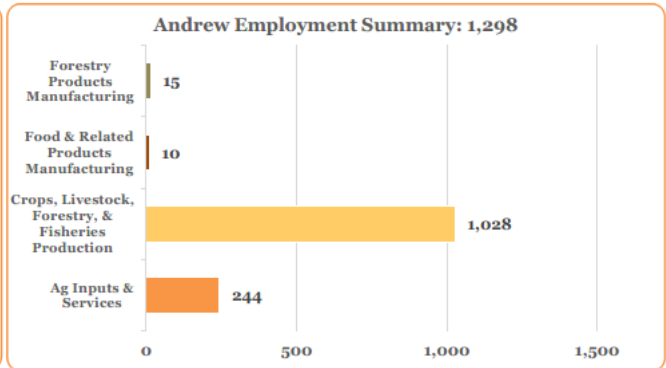
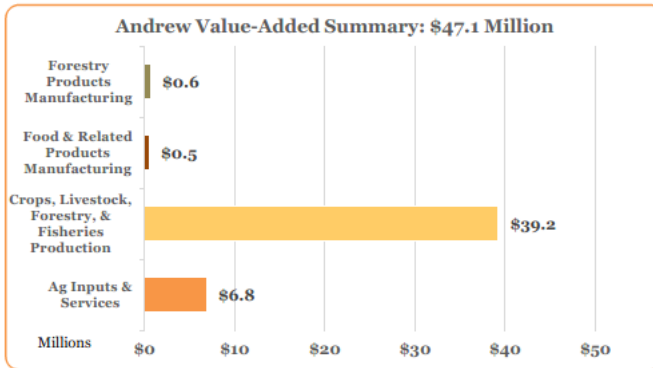
Missouri Department of Agriculture | Missouri Farm Bureau | Missouri Agricultural & Small Business Development Authority





ANDREW COUNTY

Overall Top Three Contributors (Ranked by Value-Added)						
	Inputs (\$M)	+	Value-Added (\$M)	=	Sales (\$M)	Employment
Oilseed farming	\$7.9		\$20.7		\$28.6	171
Corn	\$28.5		\$7.1		\$35.6	405
Beef cattle ranching and farming	\$6.8		\$6.6		\$13.4	268



Crops, Livestock, Forestry & Fishery Production - Top Three Contributors (Ranked by Value-Added)						
	Inputs (\$M)	+	Value-Added (\$M)	=	Sales (\$M)	Employment
Oilseed farming	\$7.9		\$20.7		\$28.6	171
Corn	\$28.5		\$7.1		\$35.6	405
Beef cattle ranching and farming	\$6.8		\$6.6		\$13.4	268

Note: Totals in tables may not sum due to rounding.

Overall Contributions to Andrew County

Agricultural, forestry, and related industries support 1,298 jobs in Andrew County. Additionally, these industries contribute \$104.1 million in sales, which translates to \$47.1 million in added value to the area after \$57.0 million worth of inputs are purchased. Of this \$47.1 million, \$24.0 million is comprised of labor income. Tax revenues generated by the agricultural, forestry, and related industries in Andrew County are \$5.0 million.

Brought to you by:

Missouri Department of Agriculture | Missouri Farm Bureau | Missouri Agricultural & Small Business Development Authority

MO Dept of Ag

MO Farm Bureau

MASBDA

DIS