

MISSOURI AGRICULTURE

2016 Economic Contributions of Agriculture & Forestry

Agriculture.Mo.Gov



BUCHANAN COUNTY

Economic Contributions of Agriculture, Forestry & Related Industries:

Sales: \$5.5 billion

Jobs: 10,873

Value-Added: \$1.2 billion

Labor Income: \$566.8 million

Inputs: \$4.4 billion

Taxes: \$215.9 million

Sales: The broadest measure of economic activity - often referred to as "output"; **Employment (Jobs):** A measure of job positions without regard to whether they are full-time equivalents; **Value-Added:** Sales (output) minus the cost of inputs; **Taxes:** Includes taxes paid at the federal, state and local levels.

Economic Contributions						
	Inputs (\$M)	+	Value-Added (\$M)	=	Sales (\$M)	Employment
Ag Inputs & Services	\$902.6		\$295.0		\$1,197.6	1,983
Crops, Livestock, Forestry, & Fisheries Production	\$63.7		\$67.8		\$131.6	1,176
Food & Kindred Products Manufacturing	\$3,340.3		\$798.6		\$4,138.9	7,412
Forestry Products Manufacturing	\$47.2		\$22.6		\$69.8	303
Total	\$4,353.8		\$1,184.0		\$5,537.8	10,873

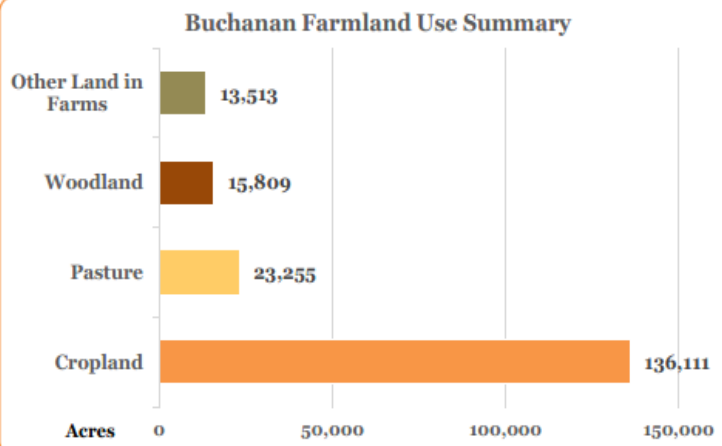
Number of Farms: 727 farms

Average Size of Farm: 260 acres

Total Land Area: 261,137 acres

Total Land in Farms: 188,688 acres

Population (2015): 89,100



Brought to you by:

Missouri Department of Agriculture | Missouri Farm Bureau | Missouri Agricultural & Small Business Development Authority



MO Dept of Ag



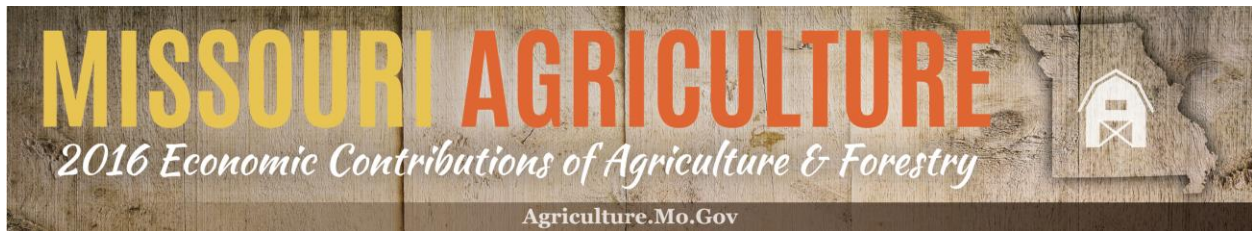
MO Farm Bureau



MASBDA

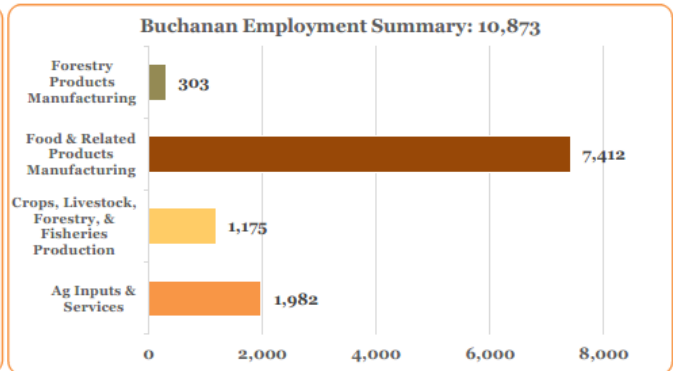
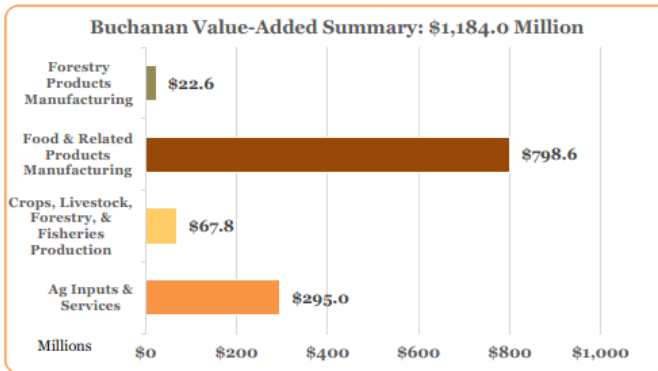


DIS



BUCHANAN COUNTY

Overall Top Three Contributors (Ranked by Value-Added)						
	Inputs (\$M)	+	Value-Added (\$M)	=	Sales (\$M)	Employment
Animal, except poultry, slaughtering	\$1,734.6		\$411.3		\$2,145.9	4,330
Pesticide and other agricultural chemical mfg	\$543.1		\$221.6		\$764.7	1,162
Dog and cat food manufacturing	\$315.2		\$137.1		\$452.3	686



Crops, Livestock, Forestry & Fishery Production - Top Three Contributors (Ranked by Value-Added)						
	Inputs (\$M)	+	Value-Added (\$M)	=	Sales (\$M)	Employment
Oilseed farming	\$11.5		\$29.3		\$40.8	172
Corn	\$39.4		\$12.7		\$52.1	373
Beef cattle ranching and farming	\$6.1		\$6.3		\$12.4	153

Note: Totals in tables may not sum due to rounding.

Overall Contributions to Buchanan County

Agricultural, forestry, and related industries support 10,873 jobs in Buchanan County. Additionally, these industries contribute \$5.5 billion in sales, which translates to \$1.2 billion in added value to the area after \$4.4 billion worth of inputs are purchased. Of this \$1,184.0 million, \$566.8 million is comprised of labor income. Tax revenues generated by the agricultural, forestry, and related industries in Buchanan County are \$215.9 million.