

MISSOURI AGRICULTURE

2016 Economic Contributions of Agriculture & Forestry

Agriculture.Mo.Gov



CAPE GIRARDEAU COUNTY

Economic Contributions of Agriculture, Forestry & Related Industries:

Sales: \$830.3 million

Jobs: 3,717

Value-Added: \$353.7 million

Labor Income: \$151.4 million

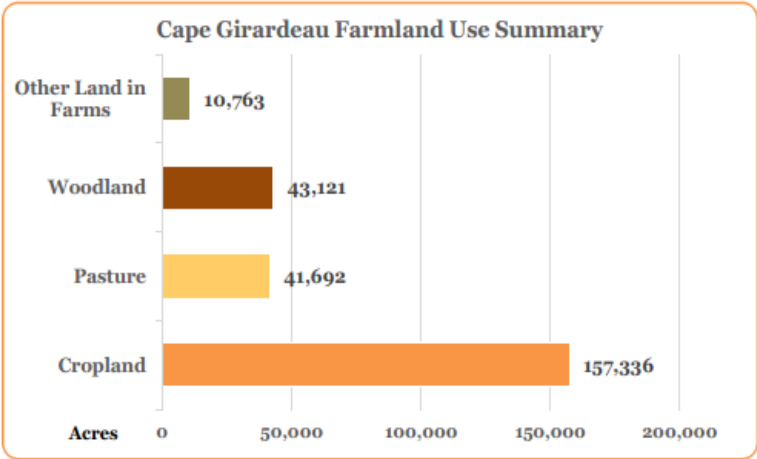
Inputs: \$476.6 million

Taxes: \$57.0 million

Sales: The broadest measure of economic activity - often referred to as "output"; **Employment (Jobs):** A measure of job positions without regard to whether they are full-time equivalents; **Value-Added:** Sales (output) minus the cost of inputs; **Taxes:** Includes taxes paid at the federal, state and local levels.

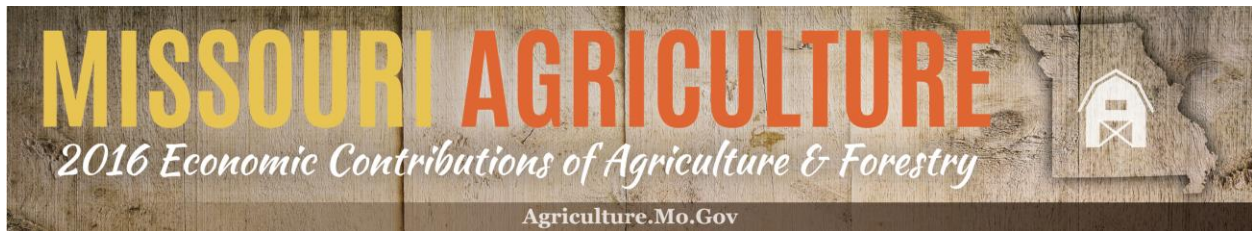
Economic Contributions						
	Inputs (\$M)	+	Value-Added (\$M)	=	Sales (\$M)	Employment
Ag Inputs & Services	\$15.5		\$15.3		\$30.8	373
Crops, Livestock, Forestry, & Fisheries Production	\$72.0		\$73.1		\$145.1	1,630
Food & Kindred Products Manufacturing	\$152.3		\$70.5		\$222.8	682
Forestry Products Manufacturing	\$236.8		\$194.7		\$431.6	1,033
Total	\$476.6		\$353.7		\$830.3	3,717

Number of Farms: 1,139 farms
 Average Size of Farm: 222 acres
 Total Land Area: 370,262 acres
 Total Land in Farms: 252,911 acres
 Population (2015): 78,572



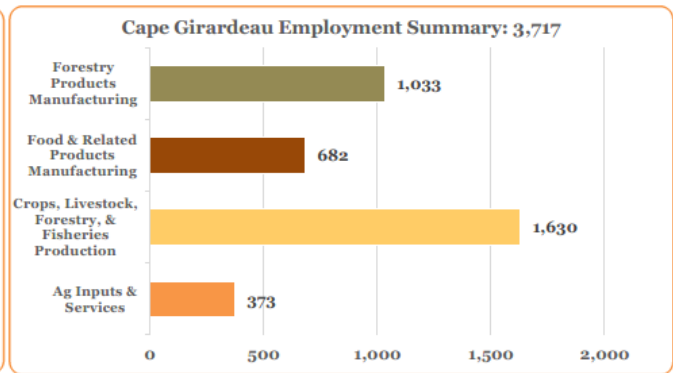
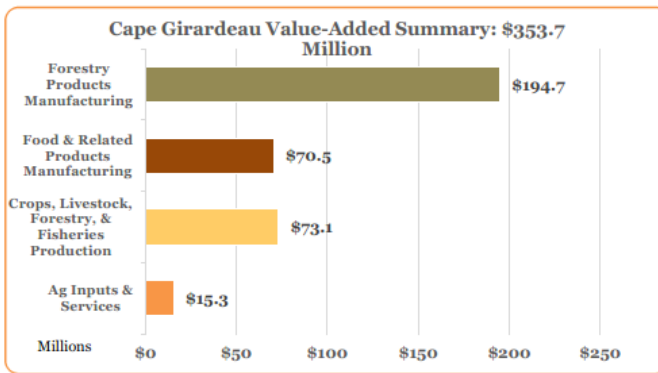
Brought to you by:
 Missouri Department of Agriculture | Missouri Farm Bureau | Missouri Agricultural & Small Business Development Authority





CAPE GIRARDEAU COUNTY

Overall Top Three Contributors (Ranked by Value-Added)						
	Inputs (\$M)	+	Value-Added (\$M)	=	Sales (\$M)	Employment
Sanitary paper product mfg	\$146.7		\$151.9		\$298.6	560
Paperboard container mfg	\$86.4		\$40.5		\$126.9	442
Oilseed farming	\$10.2		\$24.5		\$34.7	188



Crops, Livestock, Forestry & Fishery Production - Top Three Contributors (Ranked by Value-Added)						
	Inputs (\$M)	+	Value-Added (\$M)	=	Sales (\$M)	Employment
Oilseed farming	\$10.2		\$24.5		\$34.7	188
Beef cattle ranching and farming	\$17.5		\$17.1		\$34.6	564
Corn	\$20.7		\$6.8		\$27.5	259

Note: Totals in tables may not sum due to rounding.

Overall Contributions to Cape Girardeau County

Agricultural, forestry, and related industries support 3,717 jobs in Cape Girardeau County. Additionally, these industries contribute \$830.3 million in sales, which translates to \$353.7 million in added value to the area after \$476.6 million worth of inputs are purchased. Of this \$353.7 million, \$151.4 million is comprised of labor income. Tax revenues generated by the agricultural, forestry, and related industries in Cape Girardeau County are \$57.0 million.

Brought to you by:

Missouri Department of Agriculture | Missouri Farm Bureau | Missouri Agricultural & Small Business Development Authority

MO Dept of Ag

MO Farm Bureau

MASBDA

DIS