

MISSOURI AGRICULTURE

2016 Economic Contributions of Agriculture & Forestry

Agriculture.Mo.Gov



MISSISSIPPI COUNTY

Economic Contributions of Agriculture, Forestry & Related Industries:

Sales: \$236.1 million

Jobs: 856

Value-Added: \$106.6 million

Labor Income: \$52.5 million

Inputs: \$129.6 million

Taxes: \$11.7 million

Sales: The broadest measure of economic activity - often referred to as "output"; **Employment (Jobs):** A measure of job positions without regard to whether they are full-time equivalents; **Value-Added:** Sales (output) minus the cost of inputs; **Taxes:** Includes taxes paid at the federal, state and local levels.

Economic Contributions						
	Inputs (\$M)	+	Value-Added (\$M)	=	Sales (\$M)	Employment
Ag Inputs & Services	\$5.3		\$1.7		\$7.0	32
Crops, Livestock, Forestry, & Fisheries Production	\$123.1		\$104.4		\$227.6	813
Food & Kindred Products Manufacturing	\$0.5		\$0.3		\$0.9	8
Forestry Products Manufacturing	\$0.6		\$0.1		\$0.7	3
Total	\$129.6		\$106.6		\$236.1	856

Number of Farms: 205 farms

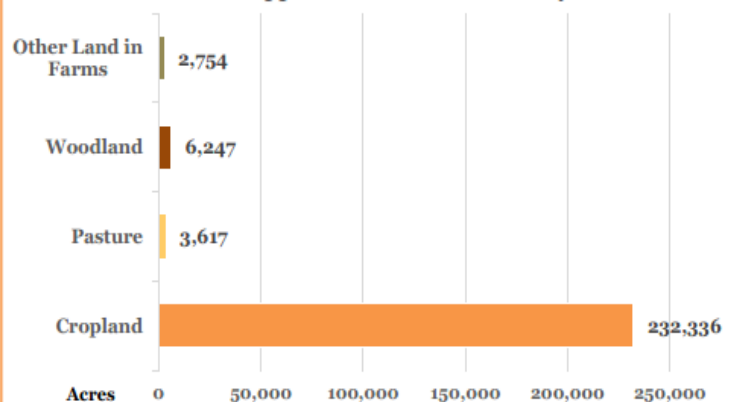
Average Size of Farm: 1,195 acres

Total Land Area: 263,413 acres

Total Land in Farms: 244,954 acres

Population (2015): 14,036

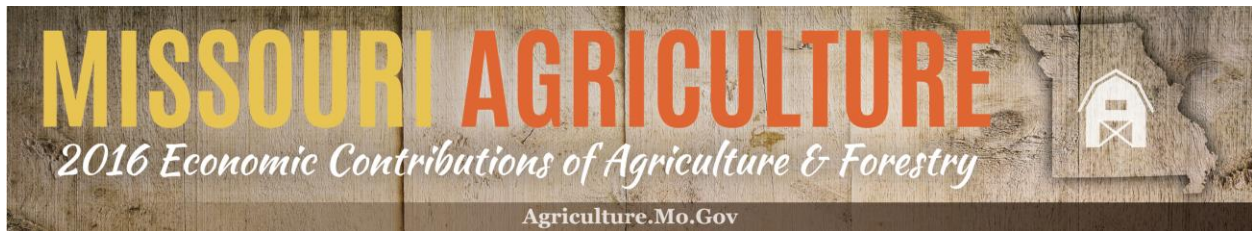
Mississippi Farmland Use Summary



Brought to you by:

Missouri Department of Agriculture | Missouri Farm Bureau | Missouri Agricultural & Small Business Development Authority

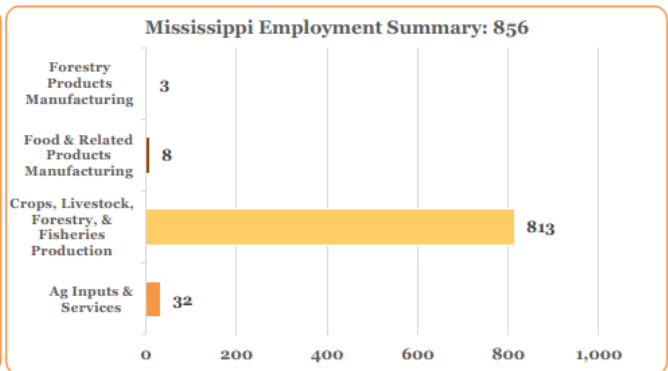
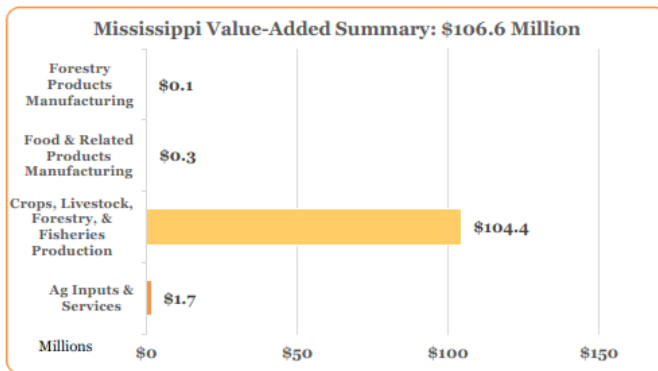




MISSISSIPPI COUNTY

Overall Top Three Contributors (Ranked by Value-Added)

	Inputs (\$M)	+	Value-Added (\$M)	=	Sales (\$M)	Employment
Oilseed farming	\$28.0		\$72.1		\$100.1	198
Corn	\$65.7		\$15.7		\$81.4	281
Wheat	\$20.9		\$5.0		\$25.9	89



Crops, Livestock, Forestry & Fishery Production - Top Three Contributors (Ranked by Value-Added)

	Inputs (\$M)	+	Value-Added (\$M)	=	Sales (\$M)	Employment
Oilseed farming	\$28.0		\$72.1		\$100.1	198
Corn	\$65.7		\$15.7		\$81.4	281
Wheat	\$20.9		\$5.0		\$25.9	89

Note: Totals in tables may not sum due to rounding.

Overall Contributions to Mississippi County

Agricultural, forestry, and related industries support 856 jobs in Mississippi County. Additionally, these industries contribute \$236.1 million in sales, which translates to \$106.6 million in added value to the area after \$129.6 million worth of inputs are purchased. Of this \$106.6 million, \$52.5 million is comprised of labor income. Tax revenues generated by the agricultural, forestry, and related industries in Mississippi County are \$11.7 million.

Brought to you by:

Missouri Department of Agriculture | Missouri Farm Bureau | Missouri Agricultural & Small Business Development Authority

