

PERRY COUNTY

Economic Contributions of Agriculture, Forestry & Related Industries:

Sales: \$1.1 billion

Jobs: 3,908

Value-Added: \$276.7 million

Labor Income: \$125.6 million

Inputs: \$836.5 million

Taxes: \$50.2 million

Sales: The broadest measure of economic activity - often referred to as “output”; **Employment (Jobs):** A measure of job positions without regard to whether they are full-time equivalents; **Value-Added:** Sales (output) minus the cost of inputs; **Taxes:** Includes taxes paid at the federal, state and local levels.

Economic Contributions						
	Inputs (\$M)	+	Value-Added (\$M)	=	Sales (\$M)	Employment
Ag Inputs & Services	\$3.8		\$3.3		\$7.0	164
Crops, Livestock, Forestry, & Fisheries Production	\$43.1		\$43.6		\$86.7	934
Food & Kindred Products Manufacturing	\$686.7		\$188.4		\$875.1	2,127
Forestry Products Manufacturing	\$102.9		\$41.4		\$144.3	683
Total	\$836.5		\$276.7		\$1,113.2	3,908

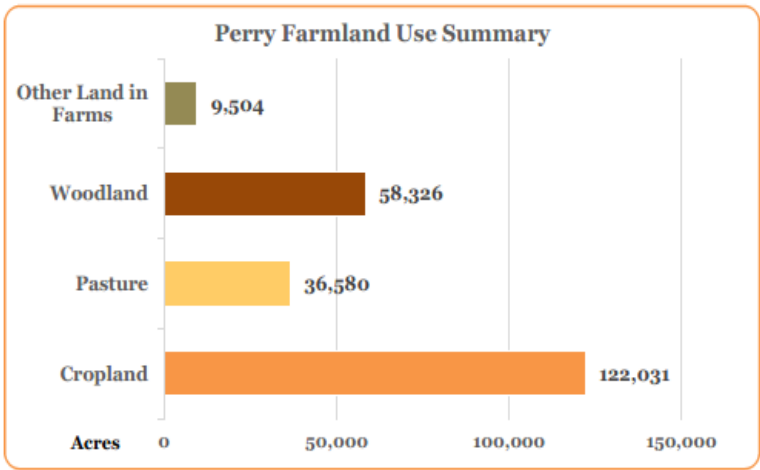
Number of Farms: 951 farms

Average Size of Farm: 238 acres

Total Land Area: 303,588 acres

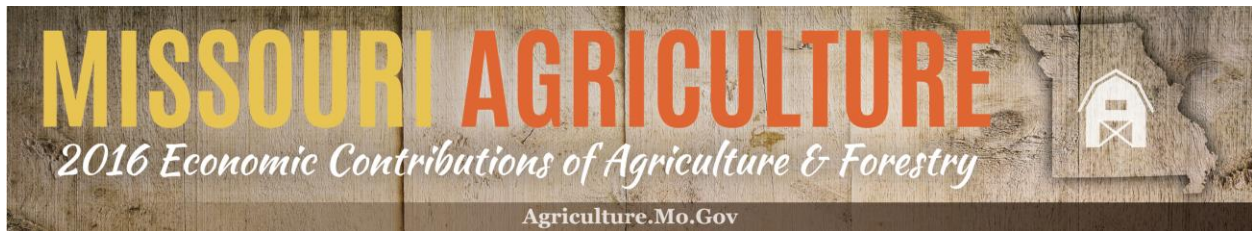
Total Land in Farms: 226,441 acres

Population (2015): 19,183



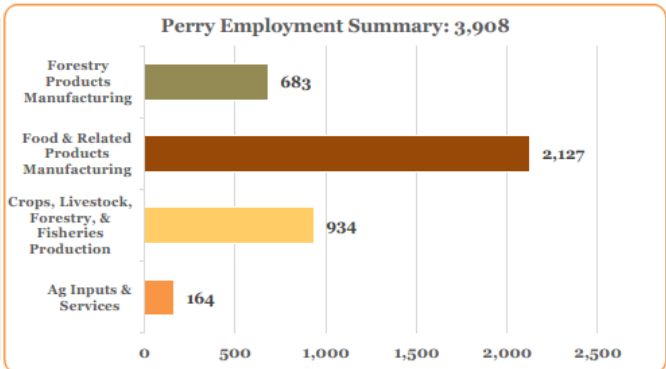
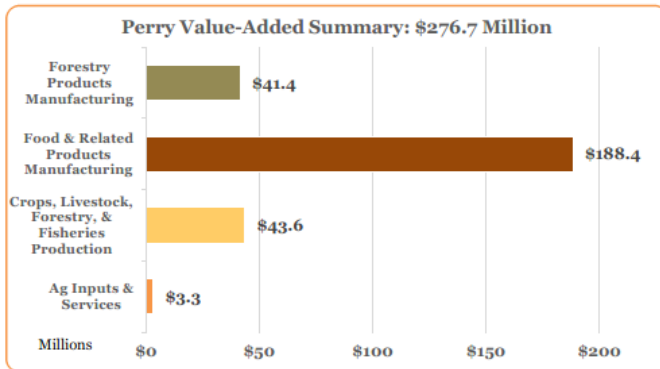
Brought to you by:
 Missouri Department of Agriculture | Missouri Farm Bureau | Missouri Agricultural & Small Business Development Authority





PERRY COUNTY

Overall Top Three Contributors (Ranked by Value-Added)						
	Inputs (\$M)	+	Value-Added (\$M)	=	Sales (\$M)	Employment
Breakfast cereal manufacturing	\$434.4		\$135.3		\$569.7	1,167
Dry pasta, mixes, and dough manufacturing	\$141.8		\$33.7		\$175.5	504
Sawmills	\$84.4		\$32.8		\$117.2	504



Crops, Livestock, Forestry & Fishery Production - Top Three Contributors (Ranked by Value-Added)						
	Inputs (\$M)	+	Value-Added (\$M)	=	Sales (\$M)	Employment
Beef cattle ranching and farming	\$15.2		\$15.0		\$30.2	408
Oilseed farming	\$5.4		\$14.0		\$19.4	85
All other crop farming	\$1.9		\$3.9		\$5.8	175

Note: Totals in tables may not sum due to rounding.

Overall Contributions to Perry County

Agricultural, forestry, and related industries support 3,908 jobs in Perry County. Additionally, these industries contribute \$1.1 billion in sales, which translates to \$276.7 million in added value to the area after \$836.5 million worth of inputs are purchased. Of this \$276.7 million, \$125.6 million is comprised of labor income. Tax revenues generated by the agricultural, forestry, and related industries in Perry County are \$50.2 million.