

MISSOURI AGRICULTURE

2016 Economic Contributions of Agriculture & Forestry

Agriculture.Mo.Gov



PIKE COUNTY

Economic Contributions of Agriculture, Forestry & Related Industries:

Sales: \$294.6 million

Jobs: 1,725

Value-Added: \$113.0 million

Labor Income: \$54.7 million

Inputs: \$181.7 million

Taxes: \$16.0 million

Sales: The broadest measure of economic activity - often referred to as "output"; **Employment (Jobs):** A measure of job positions without regard to whether they are full-time equivalents; **Value-Added:** Sales (output) minus the cost of inputs; **Taxes:** Includes taxes paid at the federal, state and local levels.

Economic Contributions						
	Inputs (\$M)	+	Value-Added (\$M)	=	Sales (\$M)	Employment
Ag Inputs & Services	\$88.5		\$28.9		\$117.4	240
Crops, Livestock, Forestry, & Fisheries Production	\$63.5		\$71.8		\$135.3	1,290
Food & Kindred Products Manufacturing	\$12.8		\$3.9		\$16.7	58
Forestry Products Manufacturing	\$16.9		\$8.4		\$25.3	137
Total	\$181.7		\$113.0		\$294.6	1,725

Number of Farms: 1,003 farms

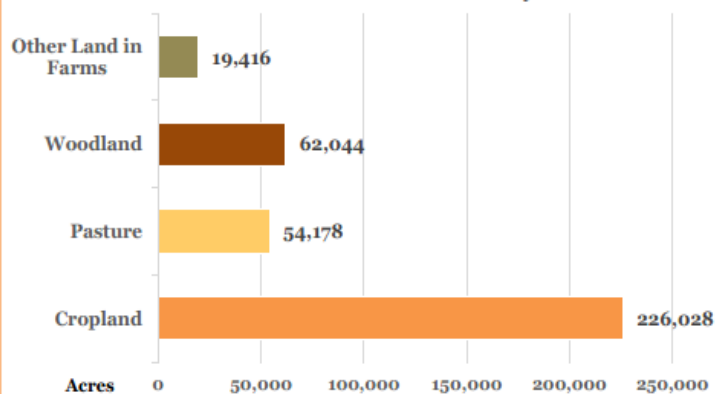
Average Size of Farm: 361 acres

Total Land Area: 429,081 acres

Total Land in Farms: 361,666 acres

Population (2015): 18,348

Pike Farmland Use Summary



Brought to you by:

Missouri Department of Agriculture | Missouri Farm Bureau | Missouri Agricultural & Small Business Development Authority



MO Dept of Ag




MO Farm Bureau



MASBDA

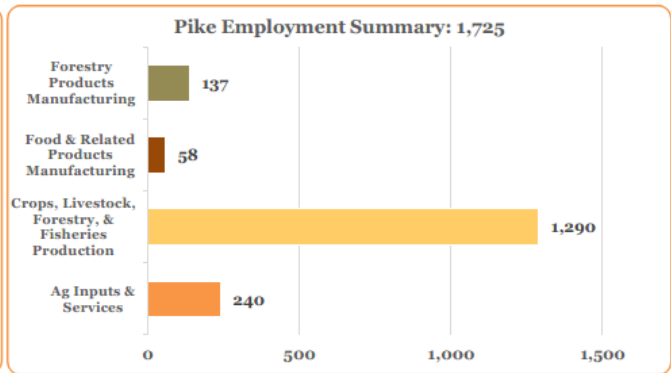
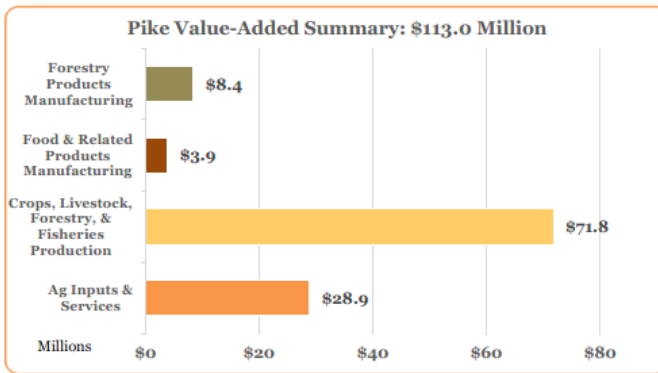


DIS



PIKE COUNTY

Overall Top Three Contributors (Ranked by Value-Added)						
	Inputs (\$M)	+	Value-Added (\$M)	=	Sales (\$M)	Employment
Oilseed farming	\$11.6		\$29.7		\$41.3	159
Nitrogenous fertilizer mfg	\$65.1		\$22.8		\$87.9	143
Beef cattle ranching and farming	\$14.9		\$14.4		\$29.3	332



Crops, Livestock, Forestry & Fishery Production - Top Three Contributors (Ranked by Value-Added)						
	Inputs (\$M)	+	Value-Added (\$M)	=	Sales (\$M)	Employment
Oilseed farming	\$11.6		\$29.7		\$41.3	159
Beef cattle ranching and farming	\$14.9		\$14.4		\$29.3	332
Hogs	\$3.8		\$13.2		\$17.0	343

Note: Totals in tables may not sum due to rounding.

Overall Contributions to Pike County

Agricultural, forestry, and related industries support 1,725 jobs in Pike County. Additionally, these industries contribute \$294.6 million in sales, which translates to \$113.0 million in added value to the area after \$181.7 million worth of inputs are purchased. Of this \$113.0 million, \$54.7 million is comprised of labor income. Tax revenues generated by the agricultural, forestry, and related industries in Pike County are \$16.0 million.