

# MISSOURI AGRICULTURE

2016 Economic Contributions of Agriculture & Forestry

Agriculture.Mo.Gov



## RANDOLPH COUNTY

### Economic Contributions of Agriculture, Forestry & Related Industries:

**Sales: \$303.7 million**

**Jobs: 1,605**

**Value-Added: \$82.7 million**

**Labor Income: \$43.2 million**

**Inputs: \$221.0 million**

**Taxes: \$15.8 million**

**Sales:** The broadest measure of economic activity - often referred to as "output"; **Employment (Jobs):** A measure of job positions without regard to whether they are full-time equivalents; **Value-Added:** Sales (output) minus the cost of inputs; **Taxes:** Includes taxes paid at the federal, state and local levels.

Economic Contributions						
	Inputs (\$M)	+	Value-Added (\$M)	=	Sales (\$M)	Employment
Ag Inputs & Services	\$0.8		\$0.7		\$1.6	21
Crops, Livestock, Forestry, & Fisheries Production	\$29.3		\$43.0		\$72.3	1,097
Food & Kindred Products Manufacturing	\$183.5		\$34.2		\$217.7	407
Forestry Products Manufacturing	\$7.4		\$4.7		\$12.1	81
<b>Total</b>	<b>\$221.0</b>		<b>\$82.7</b>		<b>\$303.7</b>	<b>1,605</b>

**Number of Farms: 818 farms**

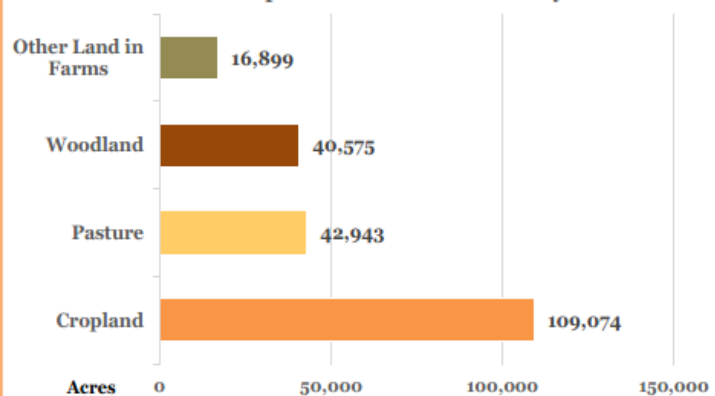
**Average Size of Farm: 256 acres**

**Total Land Area: 308,936 acres**

**Total Land in Farms: 209,491 acres**

**Population (2015): 25,104**

**Randolph Farmland Use Summary**



*Brought to you by:*

Missouri Department of Agriculture | Missouri Farm Bureau | Missouri Agricultural & Small Business Development Authority



[MO Dept of Ag](http://MO Dept of Ag)



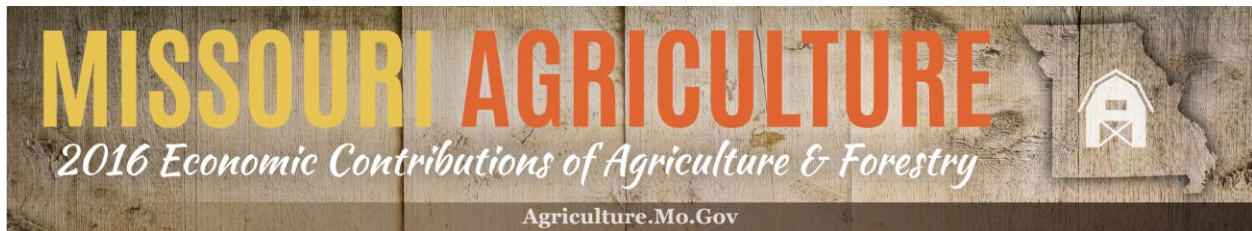
[MO Farm Bureau](http://MO Farm Bureau)



[MASBDA](http://MASBDA)

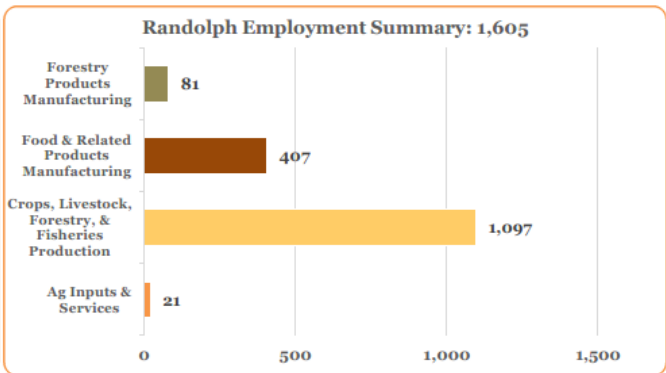
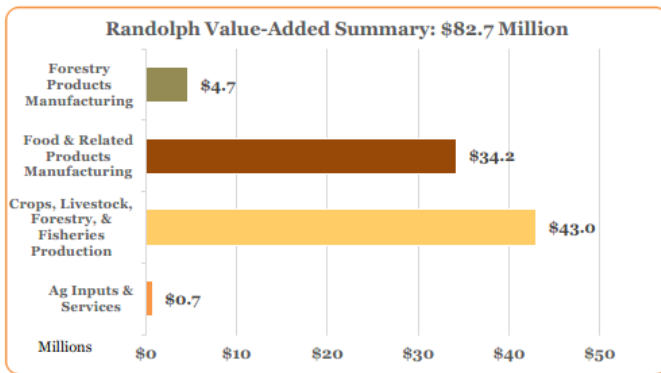


[DIS](http://DIS)



## RANDOLPH COUNTY

Overall Top Three Contributors (Ranked by Value-Added)						
	Inputs (\$M)	+	Value-Added (\$M)	=	Sales (\$M)	Employment
Soybean and other oilseed processing	\$140.4		\$25.9		\$166.3	281
Oilseed farming	\$5.0		\$13.0		\$18.0	92
Beef cattle ranching and farming	\$9.2		\$9.2		\$18.4	294



Crops, Livestock, Forestry & Fishery Production - Top Three Contributors (Ranked by Value-Added)						
	Inputs (\$M)	+	Value-Added (\$M)	=	Sales (\$M)	Employment
Oilseed farming	\$5.0		\$13.0		\$18.0	92
Beef cattle ranching and farming	\$9.2		\$9.2		\$18.4	294
Horses	\$1.7		\$6.5		\$8.2	225


Note: Totals in tables may not sum due to rounding.

### Overall Contributions to Randolph County

Agricultural, forestry, and related industries support 1,605 jobs in Randolph County. Additionally, these industries contribute \$303.7 million in sales, which translates to \$82.7 million in added value to the area after \$221.0 million worth of inputs are purchased. Of this \$82.7 million, \$43.2 million is comprised of labor income. Tax revenues generated by the agricultural, forestry, and related industries in Randolph County are \$15.8 million.

*Brought to you by:*

Missouri Department of Agriculture | Missouri Farm Bureau | Missouri Agricultural & Small Business Development Authority



MO Dept of Ag



MO Farm Bureau



MASBDA



DIS