

MISSOURI AGRICULTURE

2016 Economic Contributions of Agriculture & Forestry

Agriculture.Mo.Gov



TEXAS COUNTY

Economic Contributions of Agriculture, Forestry & Related Industries:

Sales: \$411.9 million

Jobs: 1,972

Value-Added: \$90.3 million

Labor Income: \$49.3 million

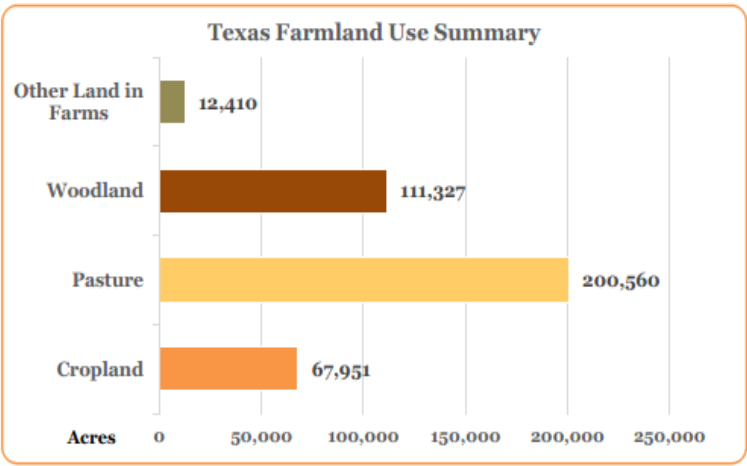
Inputs: \$321.6 million

Taxes: \$17.9 million

Sales: The broadest measure of economic activity - often referred to as "output"; **Employment (Jobs):** A measure of job positions without regard to whether they are full-time equivalents; **Value-Added:** Sales (output) minus the cost of inputs; **Taxes:** Includes taxes paid at the federal, state and local levels.


Economic Contributions						
	Inputs (\$M)	+	Value-Added (\$M)	=	Sales (\$M)	Employment
Ag Inputs & Services	\$64.9		\$9.7		\$74.6	135
Crops, Livestock, Forestry, & Fisheries Production	\$36.8		\$42.0		\$78.8	1,294
Food & Kindred Products Manufacturing	\$178.0		\$27.0		\$204.9	296
Forestry Products Manufacturing	\$42.0		\$11.6		\$53.6	247
Total	\$321.6		\$90.3		\$411.9	1,972

Number of Farms: 1,296 farms
 Average Size of Farm: 303 acres
 Total Land Area: 753,450 acres
 Total Land in Farms: 392,248 acres
 Population (2015): 25,690



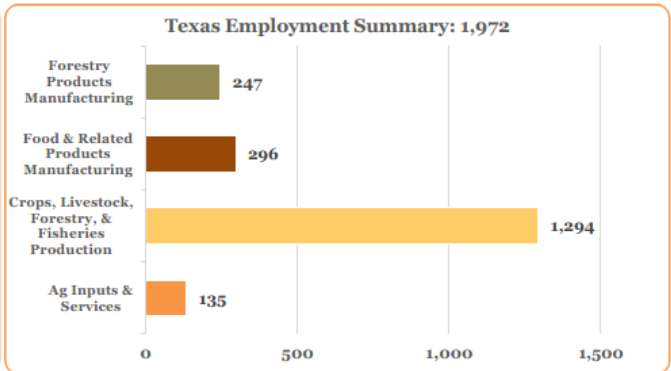
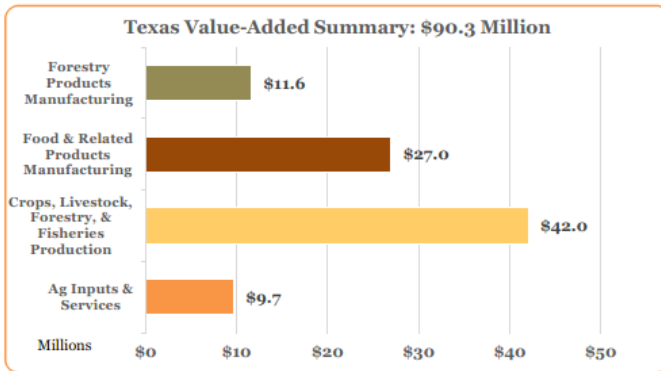
Brought to you by:
 Missouri Department of Agriculture | Missouri Farm Bureau | Missouri Agricultural & Small Business Development Authority





TEXAS COUNTY

Overall Top Three Contributors (Ranked by Value-Added)						
	Inputs (\$M)	+	Value-Added (\$M)	=	Sales (\$M)	Employment
Beef cattle ranching and farming	\$24.7		\$23.9		\$48.6	861
Dry, condensed, and evaporated dairy product manufacturing	\$168.6		\$22.2		\$190.8	261
Sawmills	\$35.3		\$9.1		\$44.4	202



Crops, Livestock, Forestry & Fishery Production - Top Three Contributors (Ranked by Value-Added)						
	Inputs (\$M)	+	Value-Added (\$M)	=	Sales (\$M)	Employment
Beef cattle ranching and farming	\$24.7		\$23.9		\$48.6	861
Dairy cattle and milk production	\$6.0		\$7.2		\$13.2	55
Support activities for agriculture and forestry	\$1.3		\$2.6		\$3.9	80

Note: Totals in tables may not sum due to rounding.

Overall Contributions to Texas County

Agricultural, forestry, and related industries support 1,972 jobs in Texas County. Additionally, these industries contribute \$411.9 million in sales, which translates to \$90.3 million in added value to the area after \$321.6 million worth of inputs are purchased. Of this \$90.3 million, \$49.3 million is comprised of labor income. Tax revenues generated by the agricultural, forestry, and related industries in Texas County are \$17.9 million.

Brought to you by:

Missouri Department of Agriculture | Missouri Farm Bureau | Missouri Agricultural & Small Business Development Authority

MO Dept of Ag

MO Farm Bureau

MASBDA

DIS