

## WARREN COUNTY

### *Economic Contributions of Agriculture, Forestry & Related Industries:*

**Sales: \$287.7 million**

**Jobs: 1,472**

**Value-Added: \$85.2 million**

**Labor Income: \$45.4 million**

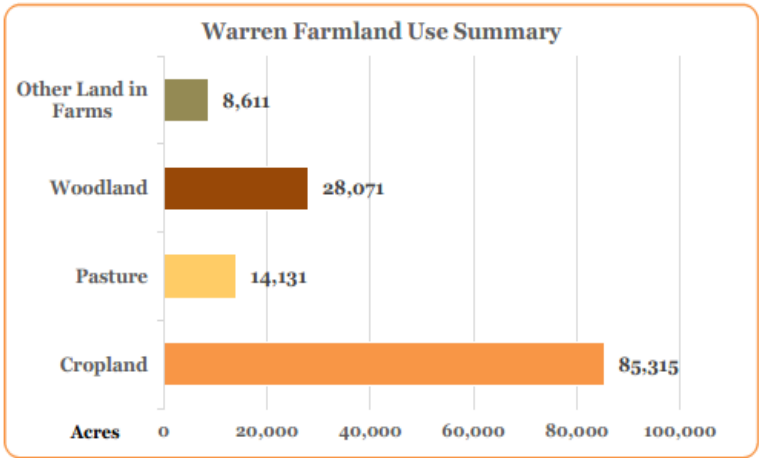
**Inputs: \$202.6 million**

**Taxes: \$16.8 million**

**Sales:** The broadest measure of economic activity - often referred to as “output”; **Employment (Jobs):** A measure of job positions without regard to whether they are full-time equivalents; **Value-Added:** Sales (output) minus the cost of inputs; **Taxes:** Includes taxes paid at the federal, state and local levels.

Economic Contributions						
	Inputs (\$M)	+	Value-Added (\$M)	=	Sales (\$M)	Employment
Ag Inputs & Services	\$3.8		\$4.7		\$8.4	141
Crops, Livestock, Forestry, & Fisheries Production	\$23.3		\$28.9		\$52.2	718
Food & Kindred Products Manufacturing	\$157.8		\$45.2		\$203.0	518
Forestry Products Manufacturing	\$17.7		\$6.5		\$24.1	94
<b>Total</b>	<b>\$202.6</b>		<b>\$85.2</b>		<b>\$287.7</b>	<b>1,472</b>

Number of Farms: 621 farms  
 Average Size of Farm: 219 acres  
 Total Land Area: 274,304 acres  
 Total Land in Farms: 136,128 acres  
 Population (2015): 33,513



Brought to you by:  
 Missouri Department of Agriculture | Missouri Farm Bureau | Missouri Agricultural & Small Business Development Authority



# MISSOURI AGRICULTURE

2016 Economic Contributions of Agriculture & Forestry

Agriculture.Mo.Gov

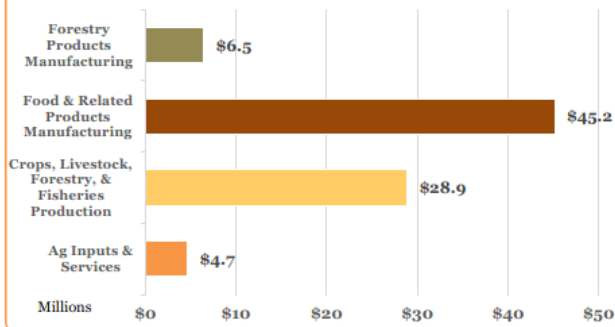


## WARREN COUNTY

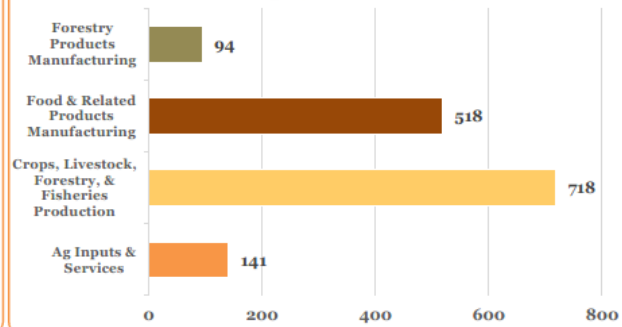
### Overall Top Three Contributors (Ranked by Value-Added)

	Inputs (\$M)	+	Value-Added (\$M)	=	Sales (\$M)	Employment
Bottled and canned soft drinks & water	\$127.5		\$36.4		\$163.9	359
Oilseed farming	\$4.9		\$12.9		\$17.8	106
Spice and extract manufacturing	\$17.6		\$4.7		\$22.3	63

Warren Value-Added Summary: \$85.2 Million



Warren Employment Summary: 1,471



### Crops, Livestock, Forestry & Fishery Production - Top Three Contributors (Ranked by Value-Added)

	Inputs (\$M)	+	Value-Added (\$M)	=	Sales (\$M)	Employment
Oilseed farming	\$4.9		\$12.9		\$17.8	106
Beef cattle ranching and farming	\$4.6		\$4.5		\$9.1	184
Greenhouse, nursery, and floriculture production	\$1.4		\$3.5		\$4.9	37

Note: Totals in tables may not sum due to rounding.

### Overall Contributions to Warren County

Agricultural, forestry, and related industries support 1,472 jobs in Warren County. Additionally, these industries contribute \$287.7 million in sales, which translates to \$85.2 million in added value to the area after \$202.6 million worth of inputs are purchased. Of this \$85.2 million, \$45.4 million is comprised of labor income. Tax revenues generated by the agricultural, forestry, and related industries in Warren County are \$16.8 million.

Brought to you by:

Missouri Department of Agriculture | Missouri Farm Bureau | Missouri Agricultural & Small Business Development Authority

